

Passenger Cars & Light Trucks 2011 - 1996



Autolite XP[®]**
IRIDIUM
ENHANCED
.6mm FINEWIRE

Autolite[®]
DOUBLE
PLATINUM

Autolite[®]
PLATINUM &
REVOLUTION HT[®]

Autolite[®]
COPPER
CORE

GAP
ÉNCARTEMENT
ESPACIO

Autolite[®]
GLOW
PLUGS

2010 ACURA CAR

CSX, Type-S (Canada)

4-2.0L F/inj. (16V) DOHC K20Z2 V-Tec
4-2.0L F/inj. (16V) DOHC K20Z3 i-V-Tec

***XP5224**

APP5224

AP5224

5224

.044

2009 CSX, Type-S (Canada)

4-2.0L F/inj. (16V) DOHC K20A3 V-Tec
4-2.0L F/inj. (16V) DOHC K20Z2 V-Tec
4-2.0L F/inj. (16V) DOHC K20Z3 HO

***XP5224**

APP5224

AP5224

5224

.044

2008 CSX, Type-S (Canada)

4-2.0L F/inj. (16V) DOHC K20A3 V-Tec
4-2.0L F/inj. (16V) DOHC K20Z2 V-Tec
4-2.0L F/inj. (16V) DOHC K20Z3 HO

***XP5224**

APP5224

AP5224

5224

.044

RL

V6-3.5L F/inj. (24V) SOHC J35A8 V-Tec

***XP5224**

APP5224

AP5224

5224

.044

TL, TL Type S

V6-3.2L F/inj. (24V) SOHC J32A3 V-Tec
V6-3.5L F/inj. (24V) SOHC J35A8 V-Tec

***XP5224**

APP5224

AP5224

5224

.044

TSX

4-2.4L F/inj. (16V) DOHC K24A2 V-Tec

***XP5224**

APP5224

AP5224

5224

.044

2007 CSX (Canada)

4-2.0L F/inj. (16V) DOHC K20A3 V-Tec
4-2.0L F/inj. (16V) DOHC K20Z2 V-Tec
4-2.0L F/inj. (16V) DOHC K20Z3 HO

***XP5224**

APP5224

AP5224

5224

.044

RL

V6-3.5L F/inj. (24V) SOHC J35A8 V-Tec

***XP5224**

APP5224

AP5224

5224

.044

TL, TL Type S

V6-3.2L F/inj. (24V) SOHC J32A3 V-Tec
V6-3.5L F/inj. (24V) SOHC J35A8 V-Tec

***XP5224**

APP5224

AP5224

5224

.044

TSX

4-2.4L F/inj. (16V) DOHC K24A2 V-Tec

***XP5224**

APP5224

AP5224

5224

.044

2006 CSX (Canada)

4-2.0L F/inj. (16V) DOHC K20A3 V-Tec
4-2.0L F/inj. (16V) DOHC K20Z2 V-Tec

***XP5224**

APP5224

AP5224

5224

.044

RL

V6-3.5L F/inj. (24V) SOHC J35A8 V-Tec

***XP5224**

APP5224

AP5224

5224

.044

RSX, Sport Coupe

4-2.0L F/inj. (16V) DOHC K20A3 V-Tec
4-2.0L F/inj. (16V) DOHC K20Z1 HO V-Tec

***XP5224**

APP5224

AP5224

5224

.044

TL

V6-3.2L F/inj. (24V) SOHC J32A3 V-Tec

***XP5224**

APP5224

AP5224

5224

.044

TSX

4-2.4L F/inj. (16V) DOHC K24A2 V-Tec

***XP5224**

APP5224

AP5224

5224

.044

2005 EL (Canada)

4-1.7L F/inj. (16V) SOHC V-TEC

***XP5224**

APP5224

AP5224

5224

.044

NSX

V6-3.0L F/inj. (24V) DOHC C30A1 V-Tec
V6-3.2L F/inj. (24V) DOHC C32B1 V-Tec

XP3923

***APP3923**

AP3923

3923

.044

RL

V6-3.5L F/inj. (24V) SOHC J35A8 V-Tec

***XP5224**

APP5224

AP5224

5224

.044

RSX, Sport Coupe

4-2.0L F/inj. (16V) DOHC K20A3 V-Tec
4-2.0L F/inj. (16V) DOHC K20Z1 HO V-Tec

***XP5224**

APP5224

AP5224

5224

.044

TL

V6-3.2L F/inj. (24V) SOHC J32A3 V-Tec

***XP5224**

APP5224

AP5224

5224

.044

***NOTE: O.E. Recommended Plug *REMARQUE : bouchon recommandé pour l'équipement d'origine *NOTA: Se recomienda conector del equipo original**

Se Section 9 pour les remarques en français en bas de page. Ver Seccion 9 para las páginas de notas de pie de página español.

**NOTE: Autolite XP Xtreme Performance® Spark Plugs **NOTA: Bougies Autolite XP Xtreme Performance® **NOTA: Bujías de Autolite XP Xtreme Performance®

ACURA CAR

Passenger Cars & Light Trucks 2011 - 1996



Autolite XP^{®}**
IRIDIUM
ENHANCED
.6mm FINEWIRE

Autolite[®]
DOUBLE
PLATINUM

Autolite[®]
PLATINUM &
REVOLUTION HT[®]

Autolite[®]
COPPER
CORE

GAP
ÉNCARTEMENT
ESPACIO

Autolite[®]
GLOW
PLUGS

2005 ACURA CAR (Cont'd)

TSX

4-2.4L F/inj. (16V) DOHC K24A2 V-Tec

***XP5224**

APP5224

AP5224

5224

.044

2004 EL (Canada)

4-1.7L F/inj. (16V) SOHC V-TEC

***XP5224**

APP5224

AP5224

5224

.044

NSX

V6-3.0L F/inj. (24V) DOHC C30A1 V-Tec

XP3923

***APP3923**

AP3923

3923

.044

V6-3.2L F/inj. (24V) DOHC C32B1 V-Tec

RL

V6-3.5L F/inj. (24V) SOHC C35A1

XP3924

***APP3924**

AP3924

3924

.044

RSX, Sport Coupe

4-2.0L F/inj. (16V) DOHC K20A2 HO V-Tec

***XP5224**

APP5224

AP5224

5224

.044

4-2.0L F/inj. (16V) DOHC K20A3 V-Tec

***XP3923**

APP3923

AP3923

3923

.044

TL

V6-3.2L F/inj. (24V) SOHC J32A3 V-Tec

***XP5224**

APP5224

AP5224

5224

.044

TSX

4-2.4L F/inj. (16V) DOHC K24A2 V-Tec

***XP5224**

APP5224

AP5224

5224

.044

2003 CL

V6-3.2L F/inj. (24V) SOHC J32A1 V-Tec

XP5224

***APP5224**

AP5224

5224

.044

V6-3.2L F/inj. (24V) SOHC J32A2 V-Tec

***XP5224**

APP5224

AP5224

5224

.044

EL (Canada)

4-1.7L F/inj. (16V) SOHC V-TEC

XP5224

***APP5224**

AP5224

5224

.044

NSX

V6-3.0L F/inj. (24V) DOHC C30A1 V-Tec

XP3923

***APP3923**

AP3923

3923

.044

V6-3.2L F/inj. (24V) DOHC C32B1 V-Tec

RL

V6-3.5L F/inj. (24V) SOHC C35A1

XP3924

***APP3924**

AP3924

3924

.044

RSX, Sport Coupe

4-2.0L F/inj. (16V) DOHC K20A2 HO V-Tec

***XP5224**

APP5224

AP5224

5224

.044

4-2.0L F/inj. (16V) DOHC K20A3 V-Tec

***XP3923**

APP3923

AP3923

3923

.044

TL

V6-3.2L F/inj. (24V) SOHC J32A1 V-Tec

XP5224

***APP5224**

AP5224

5224

.044

V6-3.2L F/inj. (24V) SOHC J32A2 V-Tec

2002 CL

V6-3.2L F/inj. (24V) SOHC J32A1 V-Tec

XP5224

***APP5224**

AP5224

5224

.044

V6-3.2L F/inj. (24V) SOHC J32A2 V-Tec

EL (Canada)

4-1.7L F/inj. (16V) SOHC V-TEC

XP5224

***APP5224**

AP5224

5224

.044

NSX

V6-3.0L F/inj. (24V) DOHC C30A1 V-Tec

XP3923

***APP3923**

AP3923

3923

.044

V6-3.2L F/inj. (24V) DOHC C32B1 V-Tec

RL

V6-3.5L F/inj. (24V) SOHC C35A1

XP3924

***APP3924**

AP3924

3924

.044

RSX, Sport Coupe

4-2.0L F/inj. (16V) DOHC K20A2 HO V-Tec

***XP5224**

APP5224

AP5224

5224

.044

4-2.0L F/inj. (16V) DOHC K20A3 V-Tec

***XP3923**

APP3923

AP3923

3923

.044

TL

V6-3.2L F/inj. (24V) SOHC J32A1 V-Tec

XP5224

***APP5224**

AP5224

5224

.044

V6-3.2L F/inj. (24V) SOHC J32A2 V-Tec

2001 CL

V6-3.2L F/inj. (24V) SOHC J32A1 V-Tec

XP5224

***APP5224**

AP5224

5224

.044

V6-3.2L F/inj. (24V) SOHC J32A2 V-Tec

EL (Canada)

4-1.6L F/inj. D16Y8

XP5224

APP5224

AP5224



***5224**

.044

***NOTE: O.E. Recommended Plug *REMARQUE : bouchon recommandé pour l'équipement d'origine *NOTA: Se recomienda conector del equipo original**

See Section 9 pour les remarques en français en bas de page. Ver Sección 9 para las páginas de notas de pie de página español.

Passenger Cars & Light Trucks 2011 - 1996

		Autolite XP^{®**} IRIDIUM ENHANCED .6mm FINEWIRE	Autolite[®] DOUBLE PLATINUM	Autolite[®] PLATINUM & REVOLUTION HT [®]	Autolite[®] COPPER CORE	GAP ÉNCARTEMENT ESPACIO	Autolite[®] GLOW PLUGS
2001 ACURA CAR EL (Canada) (Cont'd)							
4-1.7L F/inj. (16V) SOHC V-TEC		XP5224	*APP5224	AP5224	5224	.044	
<i>Integra, R</i>							
4-1.8L F/inj. (16V) DOHC B18B1		XP5224	*APP5224	AP5224	5224	.044	
4-1.8L F/inj. (16V) DOHC B18C1 V-Tec		XP3923	*APP3923	AP3923	3923	.052	
4-1.8L F/inj. (16V) DOHC B18C5 V-Tec							
<i>NSX</i>							
V6-3.0L F/inj. (24V) DOHC C30A1 V-Tec		XP3923	*APP3923	AP3923	3923	.044	
V6-3.2L F/inj. (24V) DOHC C32B1 V-Tec							
<i>RL</i>							
V6-3.5L F/inj. (24V) SOHC C35A1		XP3924	*APP3924	AP3924	3924	.044	
<i>TL</i>							
V6-3.2L F/inj. (24V) SOHC J32A1 V-Tec		XP5224	*APP5224	AP5224	5224	.044	
2000 CL							
4-2.3L F/inj. DOHC C32B1		XP5224	*APP5224	AP5224	5224	.044	
V6-3.0L F/inj. DOHC C30A1							
<i>EL (Canada)</i>							
4-1.6L F/inj. D16Y8		XP5224	APP5224	AP5224	*5224	.044	
<i>Integra</i>							
4-1.8L F/inj. (16V) DOHC B18B1		XP5224	*APP5224	AP5224	5224	.044	
4-1.8L F/inj. (16V) DOHC B18C1 V-Tec		XP3923	*APP3923	AP3923	3923	.052	
4-1.8L F/inj. (16V) DOHC B18C5 V-Tec		XP3923	*APP3923	AP3923	3923	.044	
<i>NSX</i>							
V6-3.0L F/inj. (24V) DOHC C30A1 V-Tec		XP3923	*APP3923	AP3923	3923	.044	
V6-3.2L F/inj. (24V) DOHC C32B1 V-Tec							
<i>RL</i>							
V6-3.5L F/inj. (24V) SOHC C35A1		XP3924	*APP3924	AP3924	3924	.044	
<i>TL</i>							
V6-3.2L F/inj. (24V) SOHC J32A1 V-Tec		XP5224	*APP5224	AP5224	5224	.044	
1999 CL							
4-2.3L F/inj. SOHC F23A1 V-Tec		XP5224	*APP5224	AP5224	5224	.044	
V6-3.0L F/inj. SOHC J30A1 V-Tec							
<i>EL (Canada)</i>							
4-1.6L F/inj. D16Y8		XP5224	APP5224	AP5224	*5224	.044	
<i>Integra</i>							
4-1.8L F/inj. (16V) DOHC B18B1		XP5224	APP5224	AP5224	*5224	.044	
4-1.8L F/inj. (16V) DOHC B18C1 V-Tec		XP3923	*APP3923	AP3923	3923	.052	
4-1.8L F/inj. (16V) DOHC B18C5 V-Tec		XP3923	*APP3923	AP3923	3923	.044	
<i>NSX</i>							
V6-3.0L F/inj. (24V) DOHC C30A1		XP3923	*APP3923	AP3923	3923	.044	
V6-3.2L F/inj. (24V) DOHC C32B1							
<i>RL</i>							
V6-3.5L F/inj. (24V) SOHC C35A1		XP3924	*APP3924	AP3924	3924	.044	
<i>TL</i>							
V6-3.2L F/inj. (24V) SOHC J32A1		XP5224	*APP5224	AP5224	5224	.044	
1998 CL							
4-2.3L F/inj. SOHC F23A1 V-Tec		XP5224	*APP5224	AP5224	5224	.044	
V6-3.0L F/inj. SOHC J30A1 V-Tec							
<i>EL (Canada)</i>							
4-1.6L F/inj. D16Y5		XP5224	APP5224	AP5224	*5224	.044	
4-1.6L F/inj. D16Y8							
<i>Integra</i>							
4-1.8L F/inj. (16V) DOHC B18B1		XP5224	APP5224	AP5224	*5224	.044	
4-1.8L F/inj. (16V) DOHC B18C1 V-Tec		XP3923	*APP3923	AP3923	3923	.052	

***NOTE: O.E. Recommended Plug *REMARQUE : bouchon recommandé pour l'équipement d'origine *NOTA: Se recomienda conector del equipo original**
 Se Section 9 pour les remarques en français en bas de page. Ver Sección 9 para las páginas de notas de pie de página español.

Passenger Cars & Light Trucks 2011 - 1996



Autolite XP^{®}**
IRIDIUM
ENHANCED
.6mm FINEWIRE

Autolite[®]
DOUBLE
PLATINUM

Autolite[®]
PLATINUM &
REVOLUTION HT[®]

Autolite[®]
COPPER
CORE

GAP
ÉNCARTEMENT
ESPACIO

Autolite[®]
GLOW
PLUGS

1998 ACURA CAR Integra (Cont'd)

4-1.8L F/inj. (16V) DOHC B18C5 V-Tec	XP3923	*APP3923	AP3923	3923	.044	
NSX						
V6-3.0L F/inj. (24V) DOHC C30A1 V6-3.2L F/inj. (24V) DOHC C32B1	XP3923	*APP3923	AP3923	3923	.044	
RL						
V6-3.5L F/inj. (24V) SOHC C35A1	XP3924	*APP3924	AP3924	3924	.044	
TL						
5-2.5L F/inj. SOHC G25A4	XP3924	APP3924	AP3924	*3924	.044	
V6-3.2L F/inj. SOHC C32A6	XP3924	*APP3924	AP3924	3924	.044	
1997 CL						
4-2.2L F/inj. SOHC F22B1 V-Tec	XP5224	APP5224	AP5224	*5224	.044	
V6-3.0L F/inj. SOHC J30A1 V-Tec	XP5224	*APP5224	AP5224	5224	.044	
EL (Canada)						
4-1.6L F/inj. D16Y8	XP5224	APP5224	AP5224	*5224	.044	
Integra						
4-1.8L F/inj. (16V) DOHC B18B1	XP5224	APP5224	AP5224	*5224	.052	
4-1.8L F/inj. (16V) DOHC B18C1 V-Tec	XP3923	*APP3923	AP3923	3923	.052	
4-1.8L F/inj. (16V) DOHC B18C5 V-Tec	XP3923	*APP3923	AP3923	3923	.044	
NSX						
V6-3.0L F/inj. (24V) DOHC C30A1 V6-3.2L F/inj. (24V) DOHC C32B1	XP3923	*APP3923	AP3923	3923	.044	
RL						
V6-3.5L F/inj. (24V) SOHC C35A1	XP3924	*APP3924	AP3924	3924	.044	
TL						
5-2.5L F/inj. SOHC G25A4	XP3924	APP3924	AP3924	*3924	.044	
V6-3.2L F/inj. SOHC C32A6	XP3924	*APP3924	AP3924	3924	.044	
1996 CL						
4-2.2L F/inj. SOHC F22B1 V-Tec	XP5224	APP5224	AP5224	*5224	.044	
Integra						
4-1.8L F/inj. (16V) DOHC B18B1	XP5224	APP5224	AP5224	*5224	.044	
4-1.8L F/inj. (16V) DOHC B18C1 V-Tec	XP3923	*APP3923	AP3923	3923	.052	
NSX						
V6-3.0L F/inj. (24V) DOHC C30A1	XP3923	*APP3923	AP3923	3923	.044	
RL						
V6-3.5L F/inj. (24V) SOHC C35A1	XP3924	*APP3924	AP3924	3924	.044	
TL						
5-2.5L F/inj. SOHC G25A4	XP3924	APP3924	AP3924	*3924	.044	
V6-3.2L F/inj. SOHC C32A6	XP3924	*APP3924	AP3924	3924	.044	
2009 ACURA TRUCK (Includes light trucks, vans, SUV's)						
MDX						
V6-3.7L F/inj. (24V) SOHC J37A1 V-Tec	*XP5224	APP5224	AP5224	5224	.044	
2008 MDX						
V6-3.7L F/inj. (24V) SOHC J37A1 V-Tec	*XP5224	APP5224	AP5224	5224	.044	
2007 MDX						
V6-3.7L F/inj. (24V) SOHC J37A1 V-Tec	*XP5224	APP5224	AP5224	5224	.044	
2006 MDX						
V6-3.5L F/inj. (24V) SOHC J35A5 V-Tec	*XP5224	APP5224	AP5224	5224	.044	
2005 MDX						
V6-3.5L F/inj. (24V) SOHC J35A5 V-Tec	*XP5224	APP5224	AP5224	5224	.044	

***NOTE: O.E. Recommended Plug *REMARQUE : bouchon recommandé pour l'équipement d'origine *NOTA: Se recomienda conector del equipo original**

Se Section 9 pour les remarques en français en bas de page. Ver Seccion 9 para las páginas de notas de pie de página español.

Passenger Cars & Light Trucks 2011 - 1996



Autolite XP^{®}**
IRIDIUM
ENHANCED
.6mm FINEWIRE

Autolite[®]
DOUBLE
PLATINUM

Autolite[®]
PLATINUM &
REVOLUTION HT[®]

Autolite[®]
COPPER
CORE

GAP
ÉCARTEMENT
ESPACIO

Autolite[®]
GLOW
PLUGS

ACURA TRUCK (includes light trucks, vans, SUV's) (Cont'd)

2004 MDX

V6-3.5L F/inj. (24V) SOHC J35A3 V-Tec
V6-3.5L F/inj. (24V) SOHC J35A5 V-Tec

XP5224

***APP5224**

AP5224

5224

.044

2003 MDX

V6-3.5L F/inj. (24V) SOHC J35A5 V-Tec

XP5224

***APP5224**

AP5224

5224

.044

2002 MDX

V6-3.5L F/inj. (24V) SOHC J35A3 V-Tec

XP5224

***APP5224**

AP5224

5224

.044

2001 MDX

V6-3.5L F/inj. (24V) SOHC J35A3 V-Tec

XP5224

***APP5224**

AP5224

5224

.044

1999 SLX

V6-3.5L F/inj. DOHC 6VE1

XP3923

***APP3923**

AP3923

3923

.042

1998 SLX

V6-3.5L F/inj. DOHC 6VE1

XP3923

***APP3923**

AP3923

3923

.042

1997 SLX

V6-3.2L F/inj. SOHC 6VD1

XP3924

***APP3924**

AP3924

3924

.042

1996 SLX

V6-3.2L F/inj. SOHC 6VD1

XP3924

***APP3924**

AP3924

3924

.042

2006 AM GENERAL TRUCK (includes light trucks, vans, SUV's)

H1

V8-6.6L Diesel Turbo (3)

***1112**

2005 H1

V8-6.6L Diesel Turbo HO (2)

***1112**

2004 H1

V8-6.5L Diesel Turbo HO (Z)

***1112**

2003 H1

V8-6.5L Diesel Turbo HO (F)

***1112**

2002 H1

V8-6.5L Diesel Turbo HO (F)

***1112**

Hummer

V8-6.5L Diesel Turbo HO (F)

***1112**

2001 Hummer

V8-6.5L Diesel (Y)
V8-6.5L Diesel Turbo (Z)

***1110**²⁴²³

***1112**²⁴¹⁶

2000 Hummer

V8-6.5L Diesel (Y)
V8-6.5L Diesel Turbo (Z)

***1110**²⁴²³

***1112**²⁴¹⁶

1999 Hummer

V8-6.5L Diesel (Y)
V8-6.5L Diesel Turbo (Z)

***1110**²⁴²³

***1112**²⁴¹⁶

1998 Hummer

V8-6.5L Diesel (Y)
V8-6.5L Diesel Turbo (Z)

***1110**²⁴²³

***1112**²⁴¹⁶

1997 Hummer

V8-6.5L Diesel (Y)
V8-6.5L Diesel Turbo (Z)

***1110**²⁴²³

***1112**²⁴¹⁶

1996 Hummer

V8-5.7L F/inj. (D)

XP25

APP25

AP25

***25**

.035

***NOTE: O.E. Recommended Plug *REMARQUE : bouchon recommandé pour l'équipement d'origine *NOTA: Se recomienda conector del equipo original**

Se Section 9 pour les remarques en français en bas de page. Ver Sección 9 para las páginas de notas de pie de página español.

²⁴¹⁶ Fast start ²⁴²³ Normal start

AM
GENERAL
TRUCK

Passenger Cars & Light Trucks 2011 - 1996



Autolite XP^{®}**
IRIDIUM
ENHANCED
.6mm FINEWIRE

Autolite[®]
DOUBLE
PLATINUM

Autolite[®]
PLATINUM &
REVOLUTION HT[®]

Autolite[®]
COPPER
CORE

GAP
ÉNCARTEMENT
ESPACIO

Autolite[®]
GLOW
PLUGS

1996 AM GENERAL TRUCK (includes light trucks, vans, SUV's) Hummer (Cont'd)

V8-6.5L Diesel (Y)
V8-6.5L Diesel Turbo (Z)

*1110²⁴²³
*1112²⁴¹⁶

2011 ASTON MARTIN CAR

DB-9

V12-6.0L F/inj. (48V) QOHC	XP3924	*APP3924	AP3924	3924	.052	
----------------------------	--------	----------	--------	------	------	--

DBS

V12-6.0L F/inj. (48V) QOHC	XP3924	*APP3924	AP3924	3924	.052	
----------------------------	--------	----------	--------	------	------	--

Rapide

V12-6.0L F/inj. (48V) QOHC	XP3924	*APP3924	AP3924	3924	.052	
----------------------------	--------	----------	--------	------	------	--

V12 Vantage

V12-6.0L F/inj. (48V) QOHC	XP3924	*APP3924	AP3924	3924	.052	
----------------------------	--------	----------	--------	------	------	--

2010 DB-9

V12-6.0L F/inj. (48V) QOHC	XP3924	*APP3924	AP3924	3924	.052	
----------------------------	--------	----------	--------	------	------	--

DBS

V12-6.0L F/inj. (48V) QOHC	XP3924	*APP3924	AP3924	3924	.052	
----------------------------	--------	----------	--------	------	------	--

Rapide

V12-6.0L F/inj. (48V) QOHC	XP3924	*APP3924	AP3924	3924	.052	
----------------------------	--------	----------	--------	------	------	--

V12 Vantage

V12-6.0L F/inj. (48V) QOHC	XP3924	*APP3924	AP3924	3924	.052	
----------------------------	--------	----------	--------	------	------	--

2009 DB-9

V12-6.0L F/inj. (48V) QOHC	XP3924	*APP3924	AP3924	3924	.052	
----------------------------	--------	----------	--------	------	------	--

DBS

V12-6.0L F/inj. (48V) QOHC	XP3924	*APP3924	AP3924	3924	.052	
----------------------------	--------	----------	--------	------	------	--

2008 DB-9

V12-6.0L F/inj. (48V) QOHC	XP3924	*APP3924	AP3924	3924	.052	
----------------------------	--------	----------	--------	------	------	--

DBS

V12-6.0L F/inj. (48V) QOHC	XP3924	*APP3924	AP3924	3924	.052	
----------------------------	--------	----------	--------	------	------	--

2007 DB-9

V12-6.0L F/inj. (48V) QOHC	XP3924	*APP3924	AP3924	3924	.052	
----------------------------	--------	----------	--------	------	------	--

2006 DB-9

V12-6.0L F/inj. (48V) QOHC	XP3924	*APP3924	AP3924	3924	.052	
----------------------------	--------	----------	--------	------	------	--

Vanquish

V12-6.0L F/inj. (48V) QOHC	XP3924	*APP3924	AP3924	3924	.052	
----------------------------	--------	----------	--------	------	------	--

2005 DB-9

V12-6.0L F/inj. (48V) QOHC	XP3924	*APP3924	AP3924	3924	.052	
----------------------------	--------	----------	--------	------	------	--

Vanquish

V12-6.0L F/inj. (48V) QOHC	XP3924	*APP3924	AP3924	3924	.052	
----------------------------	--------	----------	--------	------	------	--

2004 DB-7 Vantage, Vantage Volante

V12-6.0L F/inj. (48V) QOHC	XP3924	*APP3924	AP3924	3924	.052	
----------------------------	--------	----------	--------	------	------	--

DB-9

V12-6.0L F/inj. (48V) QOHC	XP3924	*APP3924	AP3924	3924	.052	
----------------------------	--------	----------	--------	------	------	--

Vanquish

V12-6.0L F/inj. (48V) QOHC	XP3924	*APP3924	AP3924	3924	.052	
----------------------------	--------	----------	--------	------	------	--

2003 DB-7 Vantage, Vantage Volante

V12-6.0L F/inj. (48V) QOHC	XP3924	*APP3924	AP3924	3924	.052	
----------------------------	--------	----------	--------	------	------	--

Vanquish

V12-6.0L F/inj. (48V) QOHC	XP3924	*APP3924	AP3924	3924	.052	
----------------------------	--------	----------	--------	------	------	--

2002 DB-7 Vantage, Vantage Volante

V12-6.0L F/inj. (48V) QOHC	XP3924	*APP3924	AP3924	3924	.052	
----------------------------	--------	----------	--------	------	------	--

*NOTE: O.E. Recommended Plug *REMARQUE : bouchon recommandé pour l'équipement d'origine *NOTA: Se recomienda conector del equipo original

Se Section 9 pour les remarques en français en bas de page. Ver Seccion 9 para las páginas de notas de pie de página español.

²⁴¹⁶ Fast start ²⁴²³ Normal start

Passenger Cars & Light Trucks 2011 - 1996



Autolite XP^{®}**
IRIDIUM
ENHANCED
.6mm FINEWIRE

Autolite[®]
DOUBLE
PLATINUM

Autolite[®]
PLATINUM &
REVOLUTION HT[®]

Autolite[®]
COPPER
CORE

GAP
ÉNCARTEMENT
ESPACIO

Autolite[®]
GLOW
PLUGS

2002 ASTON MARTIN CAR (Cont'd)

Model	Autolite XP ^{®**}	Autolite [®]	Autolite [®]	Autolite [®]	GAP	Autolite [®]
	IRIDIUM ENHANCED .6mm FINEWIRE	DOUBLE PLATINUM	PLATINUM & REVOLUTION HT [®]	COPPER CORE	ÉNCARTEMENT ESPACIO	GLOW PLUGS
2002 ASTON MARTIN CAR (Cont'd)						
<i>Vanquish</i>						
V12-6.0L F/inj. (48V) QOHC	XP3924	*APP3924	AP3924	3924	.052	
2001 DB-7 Vantage, Vantage Volante						
V12-6.0L F/inj. (48V) QOHC	XP3924	*APP3924	AP3924	3924	.050	
<i>Vanquish</i>						
V12-6.0L F/inj. (48V) QOHC	XP3924	*APP3924	AP3924	3924	.050	
2000 DB-7 Vantage, Vantage Volante						
V12-6.0L F/inj. (48V) QOHC	XP3924	*APP3924	AP3924	3924	.050	
<i>V-8 Coupe</i>						
V8-5.3L F/inj. (32V) QOHC	XP3923	APP3923	AP3923	*3923	.030	
<i>V-8 Volante</i>						
V8-5.3L F/inj. (32V) QOHC	XP3923	APP3923	AP3923	*3923	.030	
<i>Vanquish</i>						
V12-6.0L F/inj. (48V) QOHC	XP3924	*APP3924	AP3924	3924	.050	
1999 DB-7 Coupe, Vantage, Vantage Volante, Volante						
6-3.2L F/inj. (24V) DOHC SC	XP3924	APP3924	*AP3924 ⁹⁵²⁴	3924	.030	
V12-6.0L F/inj. (48V) QOHC	XP3924	*APP3924	AP3924	3924	.050	
<i>V-8 Coupe</i>						
V8-5.3L F/inj. (32V) QOHC	XP3923	APP3923	AP3923	*3923	.030	
<i>V-8 Volante</i>						
V8-5.3L F/inj. (32V) QOHC	XP3923	APP3923	AP3923	*3923	.030	
<i>Vanquish</i>						
V12-6.0L F/inj. (48V) QOHC	XP3924	*APP3924	AP3924	3924	.050	
1998 DB-7 Coupe, Volante						
6-3.2L F/inj. (24V) DOHC SC	XP3924	APP3924	*AP3924 ⁹⁵²⁴	3924	.030	
<i>V-8 Coupe</i>						
V8-5.3L F/inj. (32V) QOHC	XP3923	APP3923	AP3923	*3923	.030	
<i>V-8 Volante</i>						
V8-5.3L F/inj. (32V) QOHC	XP3923	APP3923	AP3923	*3923	.030	
1997 DB-7 Coupe, Volante						
6-3.2L F/inj. (24V) DOHC SC	XP3924	APP3924	*AP3924 ⁹⁵²⁴	3924	.030	
<i>V-8 Coupe</i>						
V8-5.3L F/inj. (32V) QOHC	XP3923	APP3923	AP3923	*3923	.030	
<i>V-8 Volante</i>						
V8-5.3L F/inj. (32V) QOHC	XP3923	APP3923	AP3923	*3923	.030	
<i>Virage Volante</i>						
V8-5.3L F/inj. (32V) QOHC	XP3923	APP3923	AP3923	*3923	.030	
1996 DB-7 Coupe, Volante						
6-3.2L F/inj. (24V) DOHC SC	XP3924	APP3924	*AP3924 ⁹⁵²⁴	3924	.030	
<i>V-8 Coupe</i>						
V8-5.3L F/inj. (32V) QOHC	XP3923	APP3923	AP3923	*3923	.030	
<i>Virage Volante</i>						
V8-5.3L F/inj. (32V) QOHC	XP3923	APP3923	AP3923	*3923	.030	
2011 AUDI CAR						
<i>A3</i>						
4-2.0L D.I. (16V) DOHC CBFA Turbo (F)	*XP3923	APP3923	AP3923	3923	.032	
4-2.0L D.I. (16V) DOHC CCTA Turbo (E)						
<i>A4, Quattro</i>						
4-2.0L D.I. (16V) DOHC CAEB Turbo	*XP3923	APP3923	AP3923	3923	.032	

*NOTE: O.E. Recommended Plug *REMARQUE: bouchon recommandé pour l'équipement d'origine *NOTA: Se recomienda conector del equipo original

Se Section 9 pour les remarques en français en bas de page. Ver Seccion 9 para las páginas de notas de pie de página español.

⁹⁵²⁴ Fine wire

Passenger Cars & Light Trucks 2011 - 1996



Autolite XP[®]**
IRIDIUM
ENHANCED
.6mm FINEWIRE

Autolite[®]
DOUBLE
PLATINUM

Autolite[®]
PLATINUM &
REVOLUTION HT[®]

Autolite[®]
COPPER
CORE

GAP
ÉNCARTEMENT
ESPACIO

Autolite[®]
GLOW
PLUGS

2011 AUDI CAR (Cont'd)

A5						
4-2.0L D.I. (16V) DOHC CAEB Turbo V6-3.2L D.I. (24V) DOHC CALA	*XP3923	APP3923	AP3923	3923	.032	
A6, Quattro						
V6-3.0L D.I. (24V) CAJA SC (G) V6-3.2L D.I. (24V) DOHC CALA V8-4.2L D.I. (32V) DOHC BVJ	*XP3923	APP3923	AP3923	3923	.032	
A8, Quattro						
V8-4.2L D.I. (32V) DOHC CDRA	*XP3923	APP3923	AP3923	3923	.032	
R8						
V10-5.2L D.I. (40V) DOHC CMPA V8-4.2L D.I. (32V) DOHC CNDA	*XP3923	APP3923	AP3923	3923	.032	
S4						
V6-3.0L D.I. (24V) DOHC CCBA SC	*XP3923	APP3923	AP3923	3923	.032	
S5						
V6-3.0L D.I. (24V) CAJA SC (G) V6-3.0L D.I. (24V) DOHC CAKA SC V6-3.0L D.I. (24V) DOHC CCBA SC V8-4.2L F/inj. (32V) DOHC CAUA	*XP3923	APP3923	AP3923	3923	.032	
S6						
V10-5.2L D.I. (40V) DOHC BXA	*XP3923	APP3923	AP3923	3923	.032	
TT Coupe, Roadster						
4-2.0L D.I. (16V) DOHC CESA Turbo 4-2.0L D.I. (16V) DOHC CETA Turbo	*XP3923	APP3923	AP3923	3923	.032	
TTS Coupe, Roadster						
4-2.0L D.I. (16V) DOHC CDMA Turbo	*XP3923	APP3923	AP3923	3923	.032	
2010 A3						
4-2.0L D.I. (16V) DOHC CBFA Turbo (F) 4-2.0L D.I. (16V) DOHC CCTA Turbo (E)	*XP3923	APP3923	AP3923	3923	.032	
A4, Quattro						
4-2.0L D.I. (16V) DOHC CAEB Turbo V6-3.2L D.I. (24V) DOHC CALA	*XP3923	APP3923	AP3923	3923	.032	
A5						
4-2.0L D.I. (16V) DOHC CAEB Turbo V6-3.2L D.I. (24V) DOHC CALA	*XP3923	APP3923	AP3923	3923	.032	
A6, Quattro						
V6-3.0L D.I. (24V) CAJA SC (G) V6-3.0L D.I. (24V) CCAA SC (G)	*XP3924	APP3924	AP3924	3924	.032	
V6-3.2L D.I. (24V) DOHC CALA V8-4.2L D.I. (32V) DOHC BVJ	*XP3923	APP3923	AP3923	3923	.032	
A8, Quattro						
V8-4.2L F/inj. (32V) DOHC BVJ W12-6.0L F/inj. (48V) DOHC BSB	*XP3923 XP5224	APP3923 *APP5224	AP3923 AP5224	3923 5224	.032	
R8						
V10-5.2L D.I. (40V) DOHC BXA V8-4.2L D.I. (32V) DOHC BYH	*XP3923	APP3923	AP3923	3923	.032	
S4						
V6-3.0L D.I. (24V) CCAA SC (G)	*XP3923	APP3923	AP3923	3923	.032	
S5						
V6-3.0L D.I. (24V) CAJA SC (G) V6-3.0L D.I. (24V) CCAA SC (G) V8-4.2L F/inj. (32V) DOHC CAUA	*XP3923	APP3923	AP3923	3923	.032	
S6						
V10-5.2L D.I. (40V) DOHC BXA	*XP3923	APP3923	AP3923	3923	.032	

***NOTE: O.E. Recommended Plug *REMARQUE : bouchon recommandé pour l'équipement d'origine *NOTA: Se recomienda conector del equipo original**

Se Section 9 pour les remarques en français en bas de page. Ver Seccion 9 para las páginas de notas de pie de página español.

Passenger Cars & Light Trucks 2011 - 1996



Autolite XP^{®}**
IRIDIUM
ENHANCED
.6mm FINEWIRE

Autolite[®]
DOUBLE
PLATINUM

Autolite[®]
PLATINUM &
REVOLUTION HT[®]

Autolite[®]
COPPER
CORE

GAP
ÉNCARTEMENT
ESPACIO

Autolite[®]
GLOW
PLUGS

2010 AUDI CAR (Cont'd)

TT Coupe, Roadster

4-2.0L D.I. (16V) DOHC CCTA Turbo
4-2.0L D.I. (16V) DOHC CDMA Turbo

***XP3923**

APP3923

AP3923

3923

.032

TTS Coupe, Roadster

4-2.0L D.I. (16V) DOHC CDMA Turbo

***XP3923**

APP3923

AP3923

3923

.032

2009 A3

4-2.0L D.I. (16V) DOHC CBFA Turbo (F)
4-2.0L D.I. (16V) DOHC CCTA Turbo (E)

XP3923

***APP3923**

AP3923

3923

.032

A4, Quattro

4-2.0L D.I. (16V) DOHC BWT Turbo
4-2.0L D.I. (16V) DOHC CAEB Turbo

XP3923

***APP3923**

AP3923

3923

.032

V6-3.2L D.I. (24V) DOHC BKH
V6-3.2L D.I. (24V) DOHC CALA

***XP3923**

APP3923

AP3923

3923

.040

V8-4.2L F/inj. (40V) DOHC BHF

***XP3924**

APP3924

AP3924

3924

.032

A5

V6-3.2L D.I. (24V) DOHC CALA

***XP3923**

APP3923

AP3923

3923

.032

A6, Quattro

V6-3.0L D.I. (24V) CCAA SC (G)
V6-3.0L F/inj. CCJA SC

XP3924

***APP3924**

AP3924

3924

.032

V6-3.2L D.I. (24V) DOHC BKH
V6-3.2L D.I. (24V) DOHC CALA
V8-4.2L D.I. (32V) DOHC BVJ

***XP3923**

APP3923

AP3923

3923

.032

A8, Quattro

V8-4.2L F/inj. (32V) DOHC BVJ

***XP3923**

APP3923

AP3923

3923

.032

W12-6.0L F/inj. (48V) DOHC BSB

XP5224

***APP5224**

AP5224

5224

.032

R8

V8-4.2L D.I. (32V) DOHC BYH

***XP3923**

APP3923

AP3923

3923

.032

RS4

V8-4.2L D.I. (32V) DOHC BNS

***XP3923**

APP3923

AP3923

3923

.032

S4

V8-4.2L F/inj. (40V) DOHC BHF

XP3924

***APP3924**

AP3924

3924

.032

S5

V8-4.2L F/inj. (32V) DOHC CAUA

***XP3923**

APP3923

AP3923

3923

.032

S6

V10-5.2L D.I. (40V) DOHC BXA

***XP3923**

APP3923

AP3923

3923

.032

S8

V10-5.2L D.I. (40V) DOHC BSM

***XP3923**

APP3923

AP3923

3923

.032

TT Coupe, Roadster

4-2.0L D.I. (16V) DOHC CCTA Turbo
4-2.0L D.I. (16V) DOHC CDMA Turbo

XP3923

***APP3923**

AP3923

3923

.032

2008 A3

4-2.0L D.I. (16V) DOHC BPY Turbo
4-2.0L D.I. (16V) DOHC CBFA Turbo
4-2.0L D.I. (16V) DOHC CCTA Turbo (E)

***XP3923**

APP3923

AP3923

3923

.032

A4, Quattro

4-2.0L D.I. (16V) DOHC BWT Turbo

***XP3923**

APP3923

AP3923

3923

.032

V6-3.2L D.I. (24V) DOHC BKH

***XP3923**

APP3923

AP3923

3923

.040

A5

V6-3.2L D.I. (24V) DOHC CALA

***XP3923**

APP3923

AP3923

3923

.032

A6, Quattro

V6-3.2L D.I. (24V) DOHC BKH
V8-4.2L D.I. (40V) DOHC BVJ

***XP3923**

APP3923

AP3923

3923

.032

***NOTE: O.E. Recommended Plug *REMARQUE : bouchon recommandé pour l'équipement d'origine *NOTA: Se recomienda conector del equipo original**

Se Section 9 pour les remarques en français en bas de page. Ver Sección 9 para las páginas de notas de pie de página español.

Passenger Cars & Light Trucks 2011 - 1996



Autolite XP^{®}**
IRIDIUM
ENHANCED
.6mm FINEWIRE

Autolite[®]
DOUBLE
PLATINUM

Autolite[®]
PLATINUM &
REVOLUTION HT[®]

Autolite[®]
COPPER
CORE

GAP
ÉNCARTEMENT
ESPACIO

Autolite[®]
GLOW
PLUGS

2008 AUDI CAR (Cont'd)

A8, Quattro

V8-4.2L F/inj. (32V) DOHC BVJ	*XP3923	APP3923	AP3923	3923	.032	
V8-4.2L F/inj. (40V) DOHC BVJ						
W12-6.0L F/inj. (48V) DOHC BSB	XP5224	*APP5224	AP5224	5224	.044	

R8

V8-4.2L D.I. (32V) DOHC BYH	*XP3923	APP3923	AP3923	3923	.032	
-----------------------------	----------------	---------	--------	------	------	--

RS4

V8-4.2L D.I. (32V) DOHC BNS	*XP3923	APP3923	AP3923	3923	.032	
-----------------------------	----------------	---------	--------	------	------	--

S4

V8-4.2L F/inj. (40V) DOHC BHF	*XP3924	APP3924	AP3924	3924	.032	
-------------------------------	----------------	---------	--------	------	------	--

S5

V8-4.2L F/inj. (32V) DOHC CAUA	*XP3923	APP3923	AP3923	3923	.032	
--------------------------------	----------------	---------	--------	------	------	--

S6

V10-5.2L D.I. (40V) DOHC BXA	*XP3923	APP3923	AP3923	3923	.032	
------------------------------	----------------	---------	--------	------	------	--

S8

V10-5.2L D.I. (40V) DOHC BSM	*XP3923	APP3923	AP3923	3923	.032	
------------------------------	----------------	---------	--------	------	------	--

TT Coupe, Roadster

4-2.0L D.I. (16V) DOHC BPY Turbo	*XP3923	APP3923	AP3923	3923	.032	
4-2.0L D.I. (16V) DOHC CCTA Turbo						

2007 A3

4-2.0L D.I. (16V) DOHC BPY Turbo	*XP3923	APP3923	AP3923	3923	.032	
----------------------------------	----------------	---------	--------	------	------	--

A4, Quattro

4-2.0L D.I. (16V) DOHC BWT Turbo	*XP3923	APP3923	AP3923	3923	.032	
V6-3.2L D.I. (24V) DOHC BKH	*XP3923	APP3923	AP3923	3923	.040	
V8-4.2L D.I. (32V) DOHC Turbo	*XP3924	APP3924	AP3924	3924	.032	

A6, Quattro

V6-3.2L D.I. (24V) DOHC BKH	*XP3923	APP3923	AP3923	3923	.032	
V8-4.2L F/inj. (40V) DOHC BNK	*XP3924	APP3924	AP3924	3924	.032	
V8-4.2L F/inj. (40V) DOHC BVJ	*XP3923	APP3923	AP3923	3923	.032	
V8-4.2L F/inj. (40V) DOHC BXA						

A8, Quattro

V8-4.2L F/inj. (40V) DOHC BVJ	*XP3923	APP3923	AP3923	3923	.032	
W12-6.0L F/inj. (48V) DOHC BSB	XP5224	*APP5224	AP5224	5224	.044	

RS4

V8-4.2L D.I. (32V) DOHC BNS	*XP3923	APP3923	AP3923	3923	.032	
-----------------------------	----------------	---------	--------	------	------	--

S4

V8-4.2L F/inj. (40V) DOHC BHF	*XP3924	APP3924	AP3924	3924	.032	
-------------------------------	----------------	---------	--------	------	------	--

S6

V10-5.2L D.I. (40V) DOHC BXA	*XP3923	APP3923	AP3923	3923	.032	
------------------------------	----------------	---------	--------	------	------	--

S8

V10-5.2L D.I. (40V) DOHC BSM	*XP3923	APP3923	AP3923	3923	.032	
------------------------------	----------------	---------	--------	------	------	--

2006 A3

4-2.0L D.I. (16V) DOHC BPY Turbo	*XP3923	APP3923	AP3923	3923	.032	
----------------------------------	----------------	---------	--------	------	------	--

A4, Quattro

4-1.8L F/inj. (20V) DOHC AMB Turbo	XP3923	*APP3923	AP3923	3923	.032	
4-2.0L D.I. (16V) DOHC BPG Turbo	*XP3923	APP3923	AP3923	3923	.032	
V6-3.0L F/inj. (30V) DOHC BGN	*XP3923	APP3923	AP3923	3923	.040	
V6-3.2L D.I. (24V) DOHC BKH	XP3923	*APP3923	AP3923	3923	.040	

A6, Quattro

V6-3.2L D.I. (24V) DOHC BKH	XP3923	*APP3923	AP3923	3923	.032	
V8-4.2L F/inj. (40V) DOHC BNK	*XP3924	APP3924	AP3924	3924	.032	



A8, Quattro

V8-4.2L F/inj. (40V) DOHC BGK	*XP3924	APP3924	AP3924	3924	.032	
-------------------------------	----------------	---------	--------	------	------	--

***NOTE: O.E. Recommended Plug *REMARQUE : bouchon recommandé pour l'équipement d'origine *NOTA: Se recomienda conector del equipo original**

Se Section 9 pour les remarques en français en bas de page. Ver Seccion 9 para las páginas de notas de pie de página español.

Passenger Cars & Light Trucks 2011 - 1996

		Autolite XP^{®**} IRIDIUM ENHANCED .6mm FINEWIRE	Autolite[®] DOUBLE PLATINUM	Autolite[®] PLATINUM & REVOLUTION HT [®]	Autolite[®] COPPER CORE	GAP ÉCARTEMENT ESPACIO	Autolite[®] GLOW PLUGS
2006 AUDI CAR A8, Quattro (Cont'd)							
W12-6.0L F/inj. (48V) DOHC BSB		XP5224	<i>*APP5224</i>	AP5224	5224	.044	
S4							
V8-4.2L F/inj. (40V) DOHC BHF		<i>*XP3924</i>	APP3924	AP3924	3924	.032	
TT, Quattro							
4-1.8L F/inj. (20V) DOHC AWP Turbo 4-1.8L F/inj. (20V) DOHC BEA Turbo HO		XP3923	<i>*APP3923</i>	AP3923	3923	.032	
2005 A4, Quattro							
4-1.8L F/inj. (20V) DOHC AMB Turbo		XP3923	<i>*APP3923</i>	AP3923	3923	.032	
4-2.0L D.I. (16V) DOHC BPG Turbo		<i>*XP3923</i>	APP3923	AP3923	3923	.032	
V6-3.0L F/inj. (30V) DOHC BGN		<i>*XP3923</i>	APP3923	AP3923	3923	.040	
V6-3.2L D.I. (24V) DOHC BKH		XP3923	<i>*APP3923</i>	AP3923	3923	.040	
A6, Quattro							
V6-3.2L D.I. (30V) DOHC BKH		XP3923	<i>*APP3923</i>	AP3923	3923	.032	
V8-4.2L F/inj. (40V) DOHC BNK		XP3924	<i>*APP3924</i>	AP3924	3924	.032	
A8, Quattro							
V8-4.2L F/inj. (40V) DOHC BFM		XP3924	<i>*APP3924</i>	AP3924	3924	.032	
W12-6.0L F/inj. (48V) DOHC BSB		XP5224	<i>*APP5224</i>	AP5224	5224	.044	
Allroad Quattro							
V6-2.7L F/inj. (30V) DOHC BEL Bi-Turbo		XP3923	<i>*APP3923</i>	AP3923	3923	.032	
V8-4.2L F/inj. (40V) DOHC BAS Bi-Turbo		XP3924	APP3924	AP3924	<i>*3924</i>	.032	
S4							
V8-4.2L F/inj. (40V) DOHC BHF		XP3924	<i>*APP3924</i>	AP3924	3924	.032	
TT, Quattro							
4-1.8L F/inj. (20V) DOHC AWP Turbo 4-1.8L F/inj. (20V) DOHC BEA Turbo HO		XP3923	<i>*APP3923</i>	AP3923	3923	.032	
2004 A4, Quattro							
4-1.8L F/inj. (20V) DOHC AMB Turbo		XP3923	<i>*APP3923</i>	AP3923	3923	.032	
V6-3.0L F/inj. (30V) DOHC AVK Turbo		XP3924	<i>*APP3924</i>	AP3924	3924	.040	
A6, Quattro							
V6-2.7L F/inj. (30V) DOHC BEL Bi-Turbo		XP3923	<i>*APP3923</i>	AP3923	3923	.032	
V6-3.0L F/inj. (30V) DOHC AVK		XP3924	<i>*APP3924</i>	AP3924	3924	.040	
V8-4.2L F/inj. (40V) DOHC AWN		XP3924	APP3924	<i>*AP3924⁹⁵²⁴</i>	3924	.032	
A8, Quattro							
V8-4.2L F/inj. (40V) DOHC BFM		XP3924	<i>*APP3924</i>	AP3924	3924	.032	
Allroad Quattro							
V6-2.7L F/inj. (30V) DOHC BEL Bi-Turbo		XP3923	<i>*APP3923</i>	AP3923	3923	.032	
V8-4.2L F/inj. (40V) DOHC BAS		XP3924	APP3924	AP3924	<i>*3924</i>	.032	
RS 6							
V8-4.2L F/inj. (40V) DOHC BCY Bi-Turbo		XP3923	<i>*APP3923</i>	AP3923	3923	.032	
S4							
V8-4.2L F/inj. (40V) DOHC BHF		XP3924	APP3924	AP3924	<i>*3924</i>	.032	
S6							
V8-4.2L F/inj. (40V) DOHC BBD		XP3924	APP3924	AP3924	<i>*3924</i>	.032	
TT, Quattro							
4-1.8L F/inj. (20V) DOHC AWP Turbo 4-1.8L F/inj. (20V) DOHC BEA Turbo HO		XP3923	<i>*APP3923</i>	AP3923	3923	.032	
2003 A4, Quattro							
4-1.8L F/inj. (20V) DOHC AMB Turbo		XP3923	<i>*APP3923</i>	AP3923	3923	.032	
V6-3.0L F/inj. (30V) DOHC AVK		XP3924	<i>*APP3924</i>	AP3924	3924	.040	
A6, Quattro							
V6-2.7L F/inj. (30V) DOHC BEL Bi-Turbo		XP3923	<i>*APP3923</i>	AP3923	3923	.032	
V6-3.0L F/inj. (30V) DOHC AVK		XP3924	<i>*APP3924</i>	AP3924	3924	.040	

***NOTE: O.E. Recommended Plug *REMARQUE : bouchon recommandé pour l'équipement d'origine *NOTA: Se recomienda conector del equipo original**

Se Section 9 pour les remarques en français en bas de page. Ver Sección 9 para las páginas de notas de pie de página español.

⁹⁵²⁴ Fine wire

Passenger Cars & Light Trucks 2011 - 1996



Autolite XP^{®}**
IRIDIUM
ENHANCED
.6mm FINEWIRE

Autolite[®]
DOUBLE
PLATINUM

Autolite[®]
PLATINUM &
REVOLUTION HT[®]

Autolite[®]
COPPER
CORE

GAP
ÉNCARTEMENT
ESPACIO

Autolite[®]
GLOW
PLUGS

2003 AUDI CAR A6, Quattro (Cont'd)

V8-4.2L F/inj. (40V) DOHC AWN	XP3924	APP3924	AP3924	*3924	.032	
A8, Quattro						
V8-4.2L F/inj. (40V) DOHC AKB	XP3924	*APP3924	AP3924	3924	.032	
V8-4.2L F/inj. (40V) DOHC AUX	XP3924	APP3924	AP3924	*3924	.032	
Allroad Quattro						
V6-2.7L F/inj. (30V) DOHC BEL Bi-Turbo	XP3923	*APP3923	AP3923	3923	.032	
V8-4.2L F/inj. (40V) DOHC BAS	XP3924	APP3924	AP3924	*3924	.032	
RS 6						
V8-4.2L F/inj. (40V) DOHC BCY Bi-Turbo	XP3923	*APP3923	AP3923	3923	.032	
S6						
V8-4.2L F/inj. (40V) DOHC BBD	XP3924	APP3924	AP3924	*3924	.032	
V8-4.2L F/inj. (40V) DOHC Bi-Turbo						
S8						
V8-4.2L F/inj. (40V) DOHC AYS	XP3924	APP3924	AP3924	*3924	.032	
TT, Quattro						
4-1.8L F/inj. (20V) DOHC AWP Turbo	XP3923	*APP3923	AP3923	3923	.032	
4-1.8L F/inj. (20V) DOHC BEA Turbo HO						
2002 A4, Quattro						
4-1.8L F/inj. (20V) DOHC AMB Turbo	XP3923	*APP3923	AP3923	3923	.028	
V6-3.0L F/inj. (30V) DOHC AVK	XP3924	*APP3924	AP3924	3924	.028	
A6, Quattro						
V6-2.7L F/inj. (30V) DOHC APB Bi-Turbo	XP3923	*APP3923	AP3923	3923	.028	
V6-3.0L F/inj. (30V) DOHC AVK	XP3924	APP3924	AP3924	*3924	.032	
V8-4.2L F/inj. (40V) DOHC AWN	XP3924	APP3924	*AP3924⁹⁵²⁴	3924	.032	
A8, Quattro						
V8-4.2L F/inj. (40V) DOHC AKB	XP3924	APP3924	AP3924	*3924	.032	
V8-4.2L F/inj. (40V) DOHC AUX						
Allroad Quattro						
V6-2.7L F/inj. (30V) DOHC APB Bi-Turbo	XP3923	*APP3923	AP3923	3923	.028	
S4						
V6-2.7L F/inj. (30V) DOHC APB Bi-Turbo	XP3923	*APP3923	AP3923	3923	.028	
S6						
V6-2.7L F/inj. (30V) DOHC APB Bi-Turbo	XP3923	*APP3923	AP3923	3923	.028	
V8-4.2L F/inj. (40V) DOHC BBD	XP3924	APP3924	AP3924	*3924	.032	
S8						
V8-4.2L F/inj. (40V) DOHC AYS	XP3924	APP3924	AP3924	*3924	.032	
TT, Quattro						
4-1.8L F/inj. (20V) DOHC AMU Turbo	XP3923	*APP3923	AP3923	3923	.028	
4-1.8L F/inj. (20V) DOHC AWP Turbo						
2001 A4						
4-1.8L F/inj. (20V) DOHC AWM Turbo (C)	XP3923	*APP3923	AP3923	3923	.028	
V6-2.8L F/inj. (30V) DOHC ATQ	XP3923	APP3923	AP3923	*3923	.040	
A4 Quattro						
4-1.8L F/inj. (20V) DOHC AWM Turbo (C)	XP3923	*APP3923	AP3923	3923	.028	
V6-2.8L F/inj. (30V) DOHC ATQ	XP3923	APP3923	AP3923	*3923	.040	
A6						
V6-2.8L F/inj. (30V) DOHC ATQ	XP3923	APP3923	AP3923	*3923	.032	
A6 Quattro						
V6-2.7L F/inj. (30V) DOHC APB Bi-Turbo	XP3923	*APP3923	AP3923	3923	.028	
V6-2.8L F/inj. (30V) DOHC ATQ	XP3923	APP3923	AP3923	*3923	.032	
V8-4.2L F/inj. (40V) DOHC AWN	XP3924	APP3924	AP3924	*3924	.032	

*NOTE: O.E. Recommended Plug *REMARQUE : bouchon recommandé pour l'équipement d'origine *NOTA: Se recomienda conector del equipo original

Se Section 9 pour les remarques en français en bas de page. Ver Seccion 9 para las páginas de notas de pie de página español.

⁹⁵²⁴ Fine wire

Passenger Cars & Light Trucks 2011 - 1996

		Autolite XP^{®**} IRIDIUM ENHANCED .6mm FINEWIRE	Autolite[®] DOUBLE PLATINUM	Autolite[®] PLATINUM & REVOLUTION HT [®]	Autolite[®] COPPER CORE	GAP ÉNCARTEMENT ESPACIO	Autolite[®] GLOW PLUGS
---	---	--	---	---	---	-------------------------------	--

2001 AUDI CAR (Cont'd)

A8, Quattro							
V8-4.2L F/inj. (40V) DOHC AKB V8-4.2L F/inj. (40V) DOHC AUX	XP3924	APP3924	AP3924	*3924	.032		
Allroad Quattro							
V6-2.7L F/inj. (30V) DOHC APB Bi-Turbo	XP3923	*APP3923	AP3923	3923	.028		
S4							
V6-2.7L F/inj. (30V) DOHC APB Bi-Turbo	XP3923	*APP3923	AP3923	3923	.028		
S8							
V8-4.2L F/inj. (40V) DOHC AQH	XP3924	APP3924	AP3924	*3924	.032		
TT, Quattro							
4-1.8L F/inj. (20V) DOHC AMU Turbo 4-1.8L F/inj. (20V) DOHC ATC Turbo 4-1.8L F/inj. (20V) DOHC AWP Turbo	XP3923	*APP3923	AP3923	3923	.028		
2000 A4							
4-1.8L F/inj. DOHC ATW Turbo V6-2.8L F/inj. (30V) DOHC ATQ	XP3923 XP3923	*APP3923 APP3923	AP3923 AP3923	3923 *3923	.028 .040		
A4 Quattro							
4-1.8L F/inj. DOHC ATW Turbo V6-2.8L F/inj. (30V) DOHC ATQ	XP3923 XP3923	*APP3923 APP3923	AP3923 AP3923	3923 *3923	.028 .040		
A6							
V6-2.8L F/inj. (30V) DOHC ATQ	XP3923	APP3923	AP3923	*3923	.032		
A6 Quattro							
V6-2.7L F/inj. (30V) DOHC APB Bi-Turbo V6-2.8L F/inj. (30V) DOHC ATQ V8-4.2L F/inj. (40V) DOHC ART	XP3923 XP3923 XP104	*APP3923 APP3923 APP104	AP3923 AP3923 AP104	3923 *3923 *104	.028 .032		
A8, Quattro							
V8-4.2L F/inj. (40V) DOHC AKB	XP104	APP104	AP104	*104	.044		
S4							
V6-2.7L F/inj. (30V) DOHC APB Bi-Turbo	XP3923	*APP3923	AP3923	3923	.028		
TT, Quattro							
4-1.8L F/inj. (20V) DOHC ATC Turbo	XP3923	*APP3923	AP3923	3923	.028		
1999 A4, Quattro							
4-1.8L F/inj. DOHC AEB Turbo V6-2.8L F/inj. DOHC AHA	XP3923 XP3923	APP3923 APP3923	AP3923 AP3923	*3923 *3923	.032 .040		
A6, Quattro							
V6-2.8L F/inj. DOHC AHA	XP3923	APP3923	AP3923	*3923	.032		
A8, Quattro							
V8-3.7L F/inj. DOHC AEW V8-4.2L F/inj. DOHC ABZ	XP103	APP103	AP103	*103	.032		
1998 A4, Quattro							
4-1.8L F/inj. DOHC AEB Turbo V6-2.8L F/inj. DOHC AHA	XP3923 XP3923	APP3923 APP3923	AP3923 AP3923	*3923 *3923	.032 .040		
A6, Quattro							
V6-2.8L F/inj. DOHC AHA V6-2.8L F/inj. SOHC AFC	XP3923	APP3923	AP3923	*3923	.032		
A8, Quattro							
V8-3.7L F/inj. DOHC AEW V8-4.2L F/inj. DOHC ABZ	XP103	APP103	AP103	*103	.032		
Cabriolet							
V6-2.8L F/inj. SOHC AFC	XP3923	APP3923	AP3923	*3923	.040		

***NOTE: O.E. Recommended Plug *REMARQUE : bouchon recommandé pour l'équipement d'origine *NOTA: Se recomienda conector del equipo original**

Se Section 9 pour les remarques en français en bas de page. Ver Seccion 9 para las páginas de notas de pie de página español.

Passenger Cars & Light Trucks 2011 - 1996



Autolite XP^{®}**
IRIDIUM
ENHANCED
.6mm FINEWIRE

Autolite[®]
DOUBLE
PLATINUM

Autolite[®]
PLATINUM &
REVOLUTION HT[®]

Autolite[®]
COPPER
CORE

GAP
ÉNCARTEMENT
ESPACIO

Autolite[®]
GLOW
PLUGS

AUDI CAR (Cont'd)

1997 A4, Quattro

4-1.8L F/inj. DOHC AEB Turbo
V6-2.8L F/inj. DOHC AHA
V6-2.8L F/inj. SOHC AFC

XP3923

APP3923

AP3923

***3923**

.040

A6, Quattro

5-2.2L F/inj. Turbo
V6-2.8L F/inj. SOHC AFC

XP3923

APP3923

AP3923

***3922**

.024

***3923**

.040

A8, Quattro

V8-3.7L F/inj. DOHC AEW
V8-4.2L F/inj. DOHC ABZ

XP103

APP103

AP103

***103**

.032

Cabriolet

V6-2.8L F/inj. SOHC AFC

XP3923

APP3923

AP3923

***3923**

.040

S6 (Canada)

5-2.2L F/inj. AAN Turbo

XP3923

APP3923

AP3923

***3923**

.024

1996 A4, Quattro

V6-2.8L F/inj. SOHC AFC

XP3923

APP3923

AP3923

***3923**

.040

A6, Quattro

5-2.2L F/inj. Turbo
V6-2.8L F/inj. SOHC AFC

XP3923

APP3923

AP3923

***3922**

.024

***3923**

.040

Cabriolet

V6-2.8L F/inj. SOHC AFC

XP3923

APP3923

AP3923

***3923**

.040

S6 (Canada)

5-2.2L F/inj. AAN Turbo

XP3923

APP3923

AP3923

***3923**

.024

2011 AUDI TRUCK (includes light trucks, vans, SUV's)

Q5

4-2.0L D.I. (16V) DOHC CAEB Turbo
V6-3.2L F/inj. (24V) DOHC CALB (K)

***XP3923**

APP3923

AP3923

3923

.032

Q7

V6-3.0L D.I. (24V) CJWB SC (G)
V6-3.0L D.I. (24V) DOHC CCFC SC

***XP3923**

APP3923

AP3923

3923

.032

2010 Q5

V6-3.2L F/inj. (24V) DOHC CALB (K)

***XP3923**

APP3923

AP3923

3923

.032

Q7

V8-4.2L D.I. (32V) DOHC BAR

***XP3923**

APP3923

AP3923

3923

.032

2009 Q5

V6-3.2L F/inj. (24V) DOHC CALB

***XP3923**

APP3923

AP3923

3923

.032

Q7

V8-4.2L D.I. (32V) DOHC BAR

***XP3923**

APP3923

AP3923

3923

.032

2008 Q7

V8-4.2L D.I. (32V) DOHC BAR

***XP3923**

APP3923

AP3923

3923

.032

2007 Q7

V8-4.2L D.I. (32V) DOHC BAR

***XP3923**

APP3923

AP3923

3923

.032

2007 AVANTI CAR

Convertible, Coupe

V8-4.6L F/inj. (24V)

***HT1**

.054

2006 Convertible, Coupe

V8-4.6L F/inj. (24V)

***HT1**

.054

2005 Convertible, Coupe

V8-4.6L F/inj. (24V)

***HT1**

.054

***NOTE: O.E. Recommended Plug *REMARQUE : bouchon recommandé pour l'équipement d'origine *NOTA: Se recomienda conector del equipo original**

Se Section 9 pour les remarques en français en bas de page. Ver Seccion 9 para las páginas de notas de pie de página español.

Passenger Cars & Light Trucks 2011 - 1996



Autolite XP^{®}**
IRIDIUM
ENHANCED
.6mm FINEWIRE

Autolite[®]
DOUBLE
PLATINUM

Autolite[®]
PLATINUM &
REVOLUTION HT[®]

Autolite[®]
COPPER
CORE

GAP
ÉNCARTEMENT
ESPACIO

Autolite[®]
GLOW
PLUGS

AVANTI CAR (Cont'd)

2004 //

V8-5.7L F/inj. LS1 (G)	*XP5245	APP5245	AP5245	5245	.060	
------------------------	----------------	---------	--------	------	------	--

2003 //

V8-5.7L F/inj. LS1 (G)	*XP5245	APP5245	AP5245	5245	.060	
------------------------	----------------	---------	--------	------	------	--

2002 //

V8-5.7L F/inj. LS1 (G)	*XP5245	APP5245	AP5245	5245	.060	
------------------------	----------------	---------	--------	------	------	--

2001 //

V8-5.7L F/inj. LS1 (G)	*XP5245	APP5245	AP5245	5245	.060	
------------------------	----------------	---------	--------	------	------	--

2010 BENTLEY CAR

Arnage

V8-6.8L F/inj. (32V) DOHC Turbo	XP3924	*APP3924	AP3924	3924	.032	
---------------------------------	--------	-----------------	--------	------	------	--

Azure

V8-6.8L F/inj. (32V) DOHC Turbo	XP3924	*APP3924	AP3924	3924	.032	
---------------------------------	--------	-----------------	--------	------	------	--

Brooklands

V8-6.8L F/inj. (32V) DOHC Turbo	XP3924	*APP3924	AP3924	3924	.032	
---------------------------------	--------	-----------------	--------	------	------	--

Continental

W12-6.0L F/inj. (48V) Turbo	XP3923	*APP3923	AP3923	3923	.032	
-----------------------------	--------	-----------------	--------	------	------	--

2009 Arnage

V8-6.8L F/inj. (32V) DOHC Turbo	XP3924	*APP3924	AP3924	3924	.032	
---------------------------------	--------	-----------------	--------	------	------	--

Azure

V8-6.8L F/inj. (32V) DOHC Turbo	XP3924	*APP3924	AP3924	3924	.032	
---------------------------------	--------	-----------------	--------	------	------	--

Brooklands

V8-6.8L F/inj. (32V) DOHC Turbo	XP3924	*APP3924	AP3924	3924	.032	
---------------------------------	--------	-----------------	--------	------	------	--

Continental

W12-6.0L F/inj. (48V) Turbo	XP3923	*APP3923	AP3923	3923	.032	
-----------------------------	--------	-----------------	--------	------	------	--

2008 Arnage

V8-6.8L F/inj. (32V) DOHC Turbo	XP3924	*APP3924	AP3924	3924	.032	
---------------------------------	--------	-----------------	--------	------	------	--

Azure

V8-6.8L F/inj. (32V) DOHC Turbo	XP3924	*APP3924	AP3924	3924	.032	
---------------------------------	--------	-----------------	--------	------	------	--

Brooklands

V8-6.8L F/inj. (32V) DOHC Turbo	XP3924	*APP3924	AP3924	3924	.032	
---------------------------------	--------	-----------------	--------	------	------	--

Continental

W12-6.0L F/inj. (48V) Turbo	XP3923	*APP3923	AP3923	3923	.032	
-----------------------------	--------	-----------------	--------	------	------	--

2007 Arnage

V8-6.8L F/inj. (32V) DOHC Turbo	XP3924	*APP3924	AP3924	3924	.032	
---------------------------------	--------	-----------------	--------	------	------	--

Azure

V8-6.8L F/inj. (32V) DOHC Turbo	XP3924	*APP3924	AP3924	3924	.032	
---------------------------------	--------	-----------------	--------	------	------	--

Continental

W12-6.0L F/inj. (48V) Turbo	XP3923	*APP3923	AP3923	3923	.032	
-----------------------------	--------	-----------------	--------	------	------	--

2006 Arnage

V8-6.8L F/inj. (32V) DOHC Turbo	XP3924	*APP3924	AP3924	3924	.032	
---------------------------------	--------	-----------------	--------	------	------	--

Azure

V8-6.8L F/inj. (32V) DOHC Turbo	XP3924	*APP3924	AP3924	3924	.032	
---------------------------------	--------	-----------------	--------	------	------	--

Continental

W12-6.0L F/inj. (48V) Turbo	XP3923	*APP3923	AP3923	3923	.032	
-----------------------------	--------	-----------------	--------	------	------	--

2005 Arnage

V8-6.8L F/inj. (32V) DOHC Turbo	XP3924	*APP3924	AP3924	3924	.032	
---------------------------------	--------	-----------------	--------	------	------	--

Azure

V8-6.8L F/inj. (32V) DOHC Turbo	XP3924	*APP3924	AP3924	3924	.032	
---------------------------------	--------	-----------------	--------	------	------	--

***NOTE: O.E. Recommended Plug *REMARQUE : bouchon recommandé pour l'équipement d'origine *NOTA: Se recomienda conector del equipo original**
Se Section 9 pour les remarques en français en bas de page. Ver Sección 9 para las páginas de notas de pie de página español.

Passenger Cars & Light Trucks 2011 - 1996



Autolite XP^{®}**
IRIDIUM
ENHANCED
.6mm FINEWIRE

Autolite[®]
DOUBLE
PLATINUM

Autolite[®]
PLATINUM &
REVOLUTION HT[®]

Autolite[®]
COPPER
CORE

GAP
ÉNCARTEMENT
ESPACIO

Autolite[®]
GLOW
PLUGS

2005 BENTLEY CAR (Cont'd)

Continental

W12-6.0L F/inj. (48V) Turbo	XP3923	*APP3923	AP3923	3923	.032	
-----------------------------	--------	-----------------	--------	------	------	--

2004 Arnage

V8-6.8L F/inj. (32V) DOHC Turbo	XP3924	*APP3924	AP3924	3924	.032	
---------------------------------	--------	-----------------	--------	------	------	--

Azure

V8-6.8L F/inj. (32V) DOHC Turbo	XP3924	*APP3924	AP3924	3924	.032	
---------------------------------	--------	-----------------	--------	------	------	--

Continental

W12-6.0L F/inj. (48V) Turbo	XP3923	*APP3923	AP3923	3923	.032	
-----------------------------	--------	-----------------	--------	------	------	--

2003 Arnage

V8-6.8L F/inj. (32V) DOHC Turbo	XP3924	*APP3924	AP3924	3924	.032	
---------------------------------	--------	-----------------	--------	------	------	--

Azure

V8-6.8L F/inj. (32V) DOHC Turbo	XP3924	*APP3924	AP3924	3924	.032	
---------------------------------	--------	-----------------	--------	------	------	--

Continental

V8-6.8L F/inj. (32V) DOHC Turbo	XP3924	*APP3924	AP3924	3924	.032	
---------------------------------	--------	-----------------	--------	------	------	--

W12-6.0L F/inj. (48V) Turbo	XP3923	*APP3923	AP3923	3923	.032	
-----------------------------	--------	-----------------	--------	------	------	--

Mulliner

V8-6.8L F/inj. (32V) DOHC Turbo	XP3924	*APP3924	AP3924	3924	.032	
---------------------------------	--------	-----------------	--------	------	------	--

2002 Arnage

V8-6.8L F/inj. (32V) DOHC Turbo	XP3924	*APP3924	AP3924	3924	.032	
---------------------------------	--------	-----------------	--------	------	------	--

Azure

V8-6.8L F/inj. (32V) DOHC Turbo	XP3924	*APP3924	AP3924	3924	.032	
---------------------------------	--------	-----------------	--------	------	------	--

Continental

V8-6.8L F/inj. (32V) DOHC Turbo	XP3924	*APP3924	AP3924	3924	.032	
---------------------------------	--------	-----------------	--------	------	------	--

Mulliner

V8-6.8L F/inj. (32V) DOHC Turbo	XP3924	*APP3924	AP3924	3924	.032	
---------------------------------	--------	-----------------	--------	------	------	--

2001 Arnage

V12-5.4L F/inj. SOHC Turbo	XP3924	*APP3924	AP3924	3924	.032	
----------------------------	--------	-----------------	--------	------	------	--

V8-4.4L F/inj. (32V) DOHC Turbo						
---------------------------------	--	--	--	--	--	--

V8-6.8L F/inj. (32V) DOHC Turbo						
---------------------------------	--	--	--	--	--	--

Azure

V8-6.8L F/inj. (32V) DOHC Turbo	XP3924	*APP3924	AP3924	3924	.032	
---------------------------------	--------	-----------------	--------	------	------	--

Continental

V8-6.8L F/inj. (32V) DOHC Turbo	XP3924	*APP3924	AP3924	3924	.032	
---------------------------------	--------	-----------------	--------	------	------	--

2000 Arnage

V8-4.4L F/inj. (32V) DOHC Turbo	XP3924	*APP3924	AP3924	3924	.032	
---------------------------------	--------	-----------------	--------	------	------	--

V8-6.8L F/inj. (32V) DOHC Turbo						
---------------------------------	--	--	--	--	--	--

Azure

V8-6.8L F/inj. (32V) DOHC Turbo	XP3924	APP3924	*AP3924⁹⁵²⁴	3924	.032	
---------------------------------	--------	---------	-------------------------------	------	------	--

Continental

V8-6.8L F/inj. (32V) DOHC Turbo	XP3924	APP3924	*AP3924⁹⁵²⁴	3924	.032	
---------------------------------	--------	---------	-------------------------------	------	------	--

1999 Arnage

V8-4.4L F/inj. (32V) DOHC Turbo	XP3924	*APP3924	AP3924	3924	.032	
---------------------------------	--------	-----------------	--------	------	------	--

V8-6.8L F/inj. (32V) DOHC Turbo						
---------------------------------	--	--	--	--	--	--

Azure

V8-6.8L F/inj. (32V) DOHC Turbo	XP3924	APP3924	*AP3924⁹⁵²⁴	3924	.032	
---------------------------------	--------	---------	-------------------------------	------	------	--

Continental

V8-6.8L F/inj. (32V) DOHC Turbo	XP3924	APP3924	*AP3924⁹⁵²⁴	3924	.032	
---------------------------------	--------	---------	-------------------------------	------	------	--

1998 Arnage

V8-6.8L F/inj. (32V) DOHC Turbo	XP3924	*APP3924	AP3924	3924	.032	
---------------------------------	--------	-----------------	--------	------	------	--

Azure

V8-6.8L F/inj. (32V) DOHC Turbo	XP3924	APP3924	*AP3924⁹⁵²⁴	3924	.032	
---------------------------------	--------	---------	-------------------------------	------	------	--

***NOTE: O.E. Recommended Plug *REMARQUE : bouchon recommandé pour l'équipement d'origine *NOTA: Se recomienda conector del equipo original**

Se Section 9 pour les remarques en français en bas de page. Ver Seccion 9 para las páginas de notas de pie de página español.

⁹⁵²⁴ Fine wire

Passenger Cars & Light Trucks 2011 - 1996

		Autolite XP^{®**} IRIDIUM ENHANCED .6mm FINEWIRE	Autolite[®] DOUBLE PLATINUM	Autolite[®] PLATINUM & REVOLUTION HT [®]	Autolite[®] COPPER CORE	GAP ÉNCARTEMENT ESPACIO	Autolite[®] GLOW PLUGS
---	---	--	---	---	---	-------------------------------	--

1998 BENTLEY CAR (Cont'd)

<i>Brooklands</i>							
V8-6.8L F/inj. (32V) DOHC	XP3924	APP3924	*AP3924 ⁹⁵²⁴	3924	.032		
V8-6.8L F/inj. (32V) DOHC Turbo							
<i>Continental</i>							
V8-6.8L F/inj. (32V) DOHC Turbo	XP3924	APP3924	*AP3924 ⁹⁵²⁴	3924	.032		
<i>Turbo RT</i>							
V8-6.8L F/inj. (32V) DOHC Turbo	XP3924	APP3924	*AP3924 ⁹⁵²⁴	3924	.032		
1997 Azure							
V8-6.8L F/inj. (32V) DOHC Turbo	XP3924	APP3924	*AP3924 ⁹⁵²⁴	3924	.032		
<i>Brooklands</i>							
V8-6.8L F/inj. (32V) DOHC	XP3924	APP3924	*AP3924 ⁹⁵²⁴	3924	.032		
V8-6.8L F/inj. (32V) DOHC Turbo							
<i>Continental</i>							
V8-6.8L F/inj. (32V) DOHC Turbo	XP3924	APP3924	*AP3924 ⁹⁵²⁴	3924	.032		
<i>Turbo R</i>							
V8-6.8L F/inj. (32V) DOHC Turbo	XP3924	APP3924	*AP3924 ⁹⁵²⁴	3924	.032		
<i>Turbo RT</i>							
V8-6.8L F/inj. (32V) DOHC Turbo	XP3924	APP3924	*AP3924 ⁹⁵²⁴	3924	.032		
1996 Azure							
V8-6.8L F/inj. (32V) DOHC Turbo	XP3924	APP3924	*AP3924 ⁹⁵²⁴	3924	.032		
<i>Brooklands</i>							
V8-6.8L F/inj. (32V) DOHC	XP3924	APP3924	*AP3924 ⁹⁵²⁴	3924	.032		
V8-6.8L F/inj. (32V) DOHC Turbo							
<i>Continental</i>							
V8-6.8L F/inj. (32V) DOHC Turbo	XP3924	APP3924	*AP3924 ⁹⁵²⁴	3924	.032		
<i>Turbo R</i>							
V8-6.8L F/inj. (32V) DOHC Turbo	XP3924	APP3924	*AP3924 ⁹⁵²⁴	3924	.032		

2011 BMW CAR

<i>300 Series</i>							
6-3.0L F/inj. (24V) DOHC N52	XP5325	*APP5325 ⁹⁵²⁴			.040		
2010 100 Series							
6-3.0L F/inj. (24V) DOHC N51B30A	XP5325	*APP5325 ⁹⁵²⁴			.040		
6-3.0L F/inj. (24V) DOHC N52B30A							
<i>300 Series</i>							
6-2.5L F/inj. N52 CAN	*XP5325	APP5325			.040		
6-3.0L F/inj. (24V) DOHC N51B30A	XP5325	*APP5325 ⁹⁵²⁴			.040		
6-3.0L F/inj. (24V) DOHC N52							
6-3.0L F/inj. (24V) DOHC N52B30A CAN							
<i>500 Series</i>							
6-3.0L F/inj. (24V) DOHC N52B30A	*XP5325	APP5325			.040		
<i>600 Series</i>							
V8-4.8L F/inj. (32V) QOHC N62B48B	*XP5224	APP5224	AP5224	5224	.040		
<i>Z Series</i>							
6-3.0L F/inj. (24V) DOHC N52B30A	XP5325	*APP5325 ⁹⁵²⁴			.040		
2009 100 Series							
6-3.0L F/inj. (24V) DOHC N51B30A	XP5325	*APP5325 ⁹⁵²⁴			.040		
6-3.0L F/inj. (24V) DOHC N52B30A							
<i>300 Series</i>							
6-2.5L F/inj. N52 CAN	*XP5325	APP5325			.040		

*NOTE: O.E. Recommended Plug *REMARQUE : bouchon recommandé pour l'équipement d'origine *NOTA: Se recomienda conector del equipo original

Se Section 9 pour les remarques en français en bas de page. Ver Seccion 9 para las páginas de notas de pie de página español.

⁹⁵²⁴ Fine wire

Passenger Cars & Light Trucks 2011 - 1996



Autolite XP^{®}**
IRIDIUM
ENHANCED
.6mm FINEWIRE

Autolite[®]
DOUBLE
PLATINUM

Autolite[®]
PLATINUM &
REVOLUTION HT[®]

Autolite[®]
COPPER
CORE

GAP
ÉNCARTEMENT
ESPACIO

Autolite[®]
GLOW
PLUGS

2009 BMW CAR 300 Series (Cont'd)

6-3.0L D.I. (24V) DOHC N51 Twin-Turbo
6-3.0L F/inj. (24V) DOHC N51B30A
6-3.0L F/inj. (24V) DOHC N52
6-3.0L F/inj. (24V) DOHC N52B30A

XP5325

*APP5325⁹⁵²⁴

.040

500 Series

6-3.0L F/inj. (24V) DOHC N52B30A
V8-4.8L F/inj. (32V) QOHC N62B48B

*XP5325

APP5325

.040

*XP5224

APP5224

AP5224

5224

.040

600 Series

V8-4.8L F/inj. (32V) QOHC N62B48B

*XP5224

APP5224

AP5224

5224

.040

700 Series

V8-4.4L F/inj. (32V) DOHC N63B44 Twin-Turbo

XP5224

*APP5224

AP5224

5224

.040

Z Series

6-3.0L F/inj. (24V) DOHC N52B30A
6-3.0L F/inj. (24V) DOHC N54B30A Twin-Turbo

XP5325

*APP5325⁹⁵²⁴

.040

*4162

.040

2008 100 Series

6-3.0L F/inj. (24V) DOHC N51B30A
6-3.0L F/inj. (24V) DOHC N52B30A

*XP5325

APP5325

.040

300 Series

6-2.5L F/inj. N52 CAN
6-3.0L F/inj. (24V) DOHC N51B30A
6-3.0L F/inj. (24V) DOHC N52

*XP5325

APP5325

.040

500 Series

6-3.0L F/inj. (24V) DOHC N52B30A
V8-4.8L F/inj. (32V) QOHC N62B48B

*XP5325

APP5325

.040

*XP5224

APP5224

AP5224

5224

.040

600 Series

V8-4.8L F/inj. (32V) QOHC N62B48B

*XP5224

APP5224

AP5224

5224

.040

700 Series

V12-6.0L F/inj. (48V) QOHC N73

XP3924

*APP3924

AP3924

3924

.040

V8-4.8L F/inj. (32V) QOHC N62B48B

*XP5224

APP5224

AP5224

5224

.040

Alpina B7

V8-4.4L F/inj. (32V) DOHC N62B44 SC

*3922

.040

Z Series

6-3.0L F/inj. (24V) DOHC N52
6-3.2L F/inj. (24V) DOHC S54

*XP5325

APP5325

.040

*4162

.040

2007 300 Series

6-2.5L F/inj. N52 CAN
6-3.0L F/inj. (24V) DOHC N51B30A
6-3.0L F/inj. (24V) DOHC N52

*XP5325

APP5325

.040

500 Series

6-3.0L F/inj. (24V) DOHC N52
V8-4.8L F/inj. (32V) QOHC N62B48B

*XP5325

APP5325

.040

*XP5224

APP5224

AP5224

5224

.040

600 Series

V8-4.8L F/inj. (32V) QOHC N62B48B

*XP5224

APP5224

AP5224

5224

.040

700 Series

V12-6.0L F/inj. (40V) QOHC N73

XP3924

*APP3924

AP3924

3924

.040

V8-4.8L F/inj. (32V) QOHC N62B48B

*XP5224

APP5224

AP5224

5224

.040

Alpina B7

V8-4.4L F/inj. (32V) DOHC N62B44 SC

*3922

.040

Z Series

6-3.0L F/inj. (24V) DOHC N52
6-3.2L F/inj. (24V) DOHC S54

*XP5325

APP5325

.040

*4162

.040

2006 300 Series

6-2.5L F/inj. (24V) DOHC M54

XP3924

*APP3924

AP3924

3924



.040

*NOTE: O.E. Recommended Plug *REMARQUE : bouchon recommandé pour l'équipement d'origine *NOTA: Se recomienda conector del equipo original

Se Section 9 pour les remarques en français en bas de page. Ver Seccion 9 para las páginas de notas de pie de página español.

⁹⁵²⁴ Fine wire

Passenger Cars & Light Trucks 2011 - 1996

		Autolite XP^{®**} IRIDIUM ENHANCED .6mm FINEWIRE	Autolite[®] DOUBLE PLATINUM	Autolite[®] PLATINUM & REVOLUTION HT [®]	Autolite[®] COPPER CORE	GAP ÉNCARTEMIENTO ESPACIO	Autolite[®] GLOW PLUGS
2006 BMW CAR 300 Series (Cont'd)							
6-3.0L F/inj. (24V) DOHC M54		*XP5325	APP5325			.040	
6-3.0L F/inj. (24V) DOHC N52							
500 Series							
6-3.0L F/inj. (24V) DOHC N52		*XP5325	APP5325			.040	
V8-4.8L F/inj. (32V) QOHC N62B48B		*XP5224	APP5224	AP5224	5224	.040	
600 Series							
V8-4.8L F/inj. (32V) QOHC N62B48B		*XP5224	APP5224	AP5224	5224	.040	
700 Series							
V12-6.0L F/inj. (48V) QOHC N73		XP3924	*APP3924	AP3924	3924	.040	
V8-4.8L F/inj. (32V) QOHC N62B48B		*XP5224	APP5224	AP5224	5224	.040	
M Series							
6-3.2L F/inj. (24V) DOHC S54					*4162	.040	
Z Series							
6-2.5L F/inj. (24V) DOHC M54		XP3924	*APP3924	AP3924	3924	.040	
6-3.0L F/inj. (24V) DOHC N52		*XP5325	APP5325			.040	
6-3.2L F/inj. (24V) DOHC S54					*4162	.040	
2005 300 Series							
6-2.2L F/inj. (24V) DOHC M54 CAN		XP3924	*APP3924	AP3924	3924	.040	
6-2.5L F/inj. (24V) DOHC M54							
6-2.5L F/inj. (24V) DOHC M56							
6-3.0L F/inj. (24V) DOHC M54							
500 Series							
6-2.5L F/inj. (24V) DOHC M54		XP3924	*APP3924	AP3924	3924	.040	
6-3.0L F/inj. (24V) DOHC M54							
V8-4.4L F/inj. (32V) DOHC N62		*XP5224	APP5224	AP5224	5224	.040	
V8-4.4L F/inj. (32V) QOHC N62		XP3924	*APP3924	AP3924	3924	.040	
600 Series							
V8-4.4L F/inj. (32V) QOHC N62		XP3924	*APP3924	AP3924	3924	.040	
700 Series							
V12-6.0L F/inj. (48V) QOHC N73		XP3924	*APP3924	AP3924	3924	.040	
V8-4.4L F/inj. (32V) DOHC N62		*XP5224	APP5224	AP5224	5224	.040	
V8-4.4L F/inj. (32V) QOHC N62		XP3924	*APP3924	AP3924	3924	.040	
M Series							
6-3.2L F/inj. (24V) DOHC S54					*4162	.040	
Z Series							
6-2.5L F/inj. (24V) DOHC M54		XP3924	*APP3924	AP3924	3924	.040	
6-3.0L F/inj. (24V) DOHC M54							
2004 300 Series							
6-2.2L F/inj. (24V) DOHC M54 CAN		XP3924	*APP3924	AP3924	3924	.040	
6-2.5L F/inj. (24V) DOHC M54							
6-2.5L F/inj. (24V) DOHC M56							
6-3.0L F/inj. (24V) DOHC M54							
500 Series							
6-2.5L F/inj. (24V) DOHC M54		XP3924	*APP3924	AP3924	3924	.040	
6-3.0L F/inj. (24V) DOHC M54							
V8-4.4L F/inj. (32V) DOHC N62		*XP5224	APP5224	AP5224	5224	.040	
V8-4.4L F/inj. (32V) QOHC N62		XP3924	*APP3924	AP3924	3924	.040	
600 Series							
V8-4.4L F/inj. (32V) QOHC N62		XP3924	*APP3924	AP3924	3924	.040	
700 Series							
V12-6.0L F/inj. (48V) QOHC N73		XP3924	*APP3924	AP3924	3924	.040	
V8-4.4L F/inj. (32V) DOHC N62		*XP5224	APP5224	AP5224	5224	.040	
V8-4.4L F/inj. (32V) QOHC N62		XP3924	*APP3924	AP3924	3924	.040	

***NOTE: O.E. Recommended Plug *REMARQUE : bouchon recommandé pour l'équipement d'origine *NOTA: Se recomienda conector del equipo original**

Se Section 9 pour les remarques en français en bas de page. Ver Sección 9 para las páginas de notas de pie de página español.

BMW CAR

Passenger Cars & Light Trucks 2011 - 1996



Autolite XP^{®**}
IRIDIUM
ENHANCED
.6mm FINEWIRE

Autolite[®]
DOUBLE
PLATINUM

Autolite[®]
PLATINUM &
REVOLUTION HT[®]

Autolite[®]
COPPER
CORE

GAP
ÉCARTEMENT
ESPACIO

Autolite[®]
GLOW
PLUGS

2004 BMW CAR (Cont'd)

Alpina Roadster

V8-4.8L F/inj. (32V) DOHC	XP3924	*APP3924	AP3924	3924	.040	
---------------------------	--------	----------	--------	------	------	--

M Series

6-3.2L F/inj. (24V) DOHC S54				*4164	.040	
------------------------------	--	--	--	-------	------	--

Z Series

6-2.5L F/inj. (24V) DOHC M54	XP3924	*APP3924	AP3924	3924	.040	
6-3.0L F/inj. (24V) DOHC M54						

2003 300 Series

6-2.2L F/inj. (24V) DOHC M54 CAN	XP3924	*APP3924	AP3924	3924	.040	
6-2.5L F/inj. (24V) DOHC M54						
6-2.5L F/inj. (24V) DOHC M56						
6-3.0L F/inj. (24V) DOHC M54						

500 Series

6-2.5L F/inj. (24V) DOHC M54	XP3924	*APP3924	AP3924	3924	.040	
6-3.0L F/inj. (24V) DOHC M54						
V8-4.4L F/inj. (32V) QOHC M62						

700 Series

V12-6.0L F/inj. (48V) QOHC N73	XP5224	*APP5224	AP5224	5224	.040	
V8-4.4L F/inj. (32V) DOHC N62	*XP5224	APP5224	AP5224	5224	.040	
V8-4.4L F/inj. (32V) QOHC N62	XP3924	*APP3924	AP3924	3924	.040	

Alpina Roadster

V8-4.8L F/inj. (32V) DOHC	XP3924	*APP3924	AP3924	3924	.040	
---------------------------	--------	----------	--------	------	------	--

M Series

6-3.2L F/inj. (24V) DOHC S54				*4164	.040	
V8-5.0L F/inj. (32V) DOHC S62	XP3924	*APP3924	AP3924	3924	.040	

Z Series

6-2.5L F/inj. (24V) DOHC M54	XP3924	*APP3924	AP3924	3924	.040	
6-3.0L F/inj. (24V) DOHC M54						
V8-5.0L F/inj. (32V) DOHC S62						

2002 300 Series

6-2.2L F/inj. (24V) DOHC M54 CAN	XP3924	*APP3924	AP3924	3924	.040	
6-2.5L F/inj. (24V) DOHC M54						
6-2.5L F/inj. (24V) DOHC M56						
6-3.0L F/inj. (24V) DOHC M54						

500 Series

6-2.5L F/inj. (24V) DOHC M54	XP3924	*APP3924	AP3924	3924	.040	
6-3.0L F/inj. (24V) DOHC M54						
V8-4.4L F/inj. (32V) QOHC M62						

700 Series

V12-5.4L F/inj. DOHC M73N	XP3924	*APP3924	AP3924	3924	.032	
V8-4.4L F/inj. (32V) DOHC N62	*XP5224	APP5224	AP5224	5224	.040	
V8-4.4L F/inj. (32V) QOHC N62	XP3924	*APP3924	AP3924	3924	.040	

M Series

6-3.2L F/inj. (24V) DOHC S54				*4164	.040	
V8-5.0L F/inj. (32V) DOHC S62	XP3924	*APP3924	AP3924	3924	.040	

Z Series

6-2.5L F/inj. (24V) DOHC M54	XP3924	*APP3924	AP3924	3924	.040	
6-3.0L F/inj. (24V) DOHC M54						
6-3.2L F/inj. (24V) DOHC S54				*4164	.040	
V8-5.0L F/inj. (32V) DOHC S62	XP3924	*APP3924	AP3924	3924	.040	

2001 300 Series

6-2.2L F/inj. (24V) DOHC M54 CAN	XP3924	*APP3924	AP3924	3924	.040	
6-2.5L F/inj. (24V) DOHC M54						
6-2.5L F/inj. (24V) DOHC M56						
6-3.0L F/inj. (24V) DOHC M54						

*NOTE: O.E. Recommended Plug *REMARQUE : bouchon recommandé pour l'équipement d'origine *NOTA: Se recomienda conector del equipo original

Se Section 9 pour les remarques en français en bas de page. Ver Sección 9 para las páginas de notas de pie de página español.

Passenger Cars & Light Trucks 2011 - 1996

		Autolite XP^{®**} IRIDIUM ENHANCED .6mm FINEWIRE	Autolite[®] DOUBLE PLATINUM	Autolite[®] PLATINUM & REVOLUTION HT [®]	Autolite[®] COPPER CORE	GAP ÉCARTEMENT ESPACIO	Autolite[®] GLOW PLUGS
---	---	--	---	---	---	------------------------------	--

2001 BMW CAR (Cont'd)

500 Series							
6-2.5L F/inj. (24V) DOHC M54 6-3.0L F/inj. (24V) DOHC M54 V8-4.4L F/inj. (32V) QOHC M62	XP3924	*APP3924	AP3924	3924	.040		
700 Series							
V12-5.4L F/inj. DOHC M73N	XP3924	*APP3924	AP3924	3924	.032		
V8-4.4L F/inj. (32V) QOHC M62	XP3924	*APP3924	AP3924	3924	.040		
M Series							
6-3.2L F/inj. (24V) DOHC S54				*4164	.040		
V8-5.0L F/inj. (32V) DOHC S62	XP3924	*APP3924	AP3924	3924	.040		
Z Series							
6-2.5L F/inj. (24V) DOHC M54 6-3.0L F/inj. (24V) DOHC M54 6-3.2L F/inj. (24V) DOHC S54 V8-5.0L F/inj. (32V) DOHC S62	XP3924	*APP3924	AP3924	3924	.040		
2000 300 Series							
6-2.5L F/inj. (24V) DOHC M52	XP3924 ²⁵⁷⁵ XP5224 ²⁵⁷⁴	*APP3924 ²⁵⁷⁵ *APP5224 ²⁵⁷⁴	AP3924 ²⁵⁷⁵ AP5224 ²⁵⁷⁴	3924 ²⁵⁷⁵ 5224 ²⁵⁷⁴	.040		
6-2.8L F/inj. (24V) DOHC M52	XP3924	*APP3924	AP3924	3924	.040		
500 Series							
6-2.8L F/inj. (24V) DOHC M52TU V8-4.4L F/inj. (32V) QOHC M62	XP3924	*APP3924	AP3924	3924	.040		
700 Series							
V12-5.4L F/inj. DOHC M73N V8-4.4L F/inj. (32V) DOHC M62	XP3924	*APP3924	AP3924	3924	.040		
M Series							
6-3.2L F/inj. (24V) DOHC S54 V8-5.0L F/inj. (32V) DOHC S62	XP3924	*APP3924	AP3924	3924	.040		
Z Series							
6-2.5L F/inj. (24V) DOHC M52 6-2.8L F/inj. (24V) DOHC M52TU 6-3.2L F/inj. (24V) DOHC S52 V8-5.0L F/inj. (32V) DOHC S62	XP3924	*APP3924	AP3924	3924	.040		
1999 300 Series							
4-1.9L F/inj. (16V) DOHC M44 6-2.5L F/inj. (24V) DOHC M52 6-2.8L F/inj. (24V) DOHC M52	XP5224	*APP5224	AP5224	5224	.040		
500 Series							
6-2.8L F/inj. (24V) DOHC M52TU V8-4.4L F/inj. (32V) DOHC M62	XP5224	*APP5224	AP5224	5224	.040		
700 Series							
V12-5.4L F/inj. DOHC M73 V8-4.4L F/inj. (32V) DOHC M62	XP5224	*APP5224	AP5224	5224	.040		
M Series							
6-3.2L F/inj. (24V) DOHC S52	XP3924	*APP3924	AP3924	3924	.040		
Z Series							
6-2.5L F/inj. (24V) DOHC M52 6-2.8L F/inj. (24V) DOHC M52TU 6-3.2L F/inj. (24V) DOHC S52	XP5224	*APP5224	AP5224	5224	.040		
1998 300 Series							
4-1.9L F/inj. (16V) DOHC M44	XP3923	APP3923	AP3923	*3923	.032		
6-2.5L F/inj. (24V) DOHC M52 6-2.8L F/inj. (24V) DOHC M52	XP3924	APP3924	AP3924	*3924	.032		
500 Series							
6-2.8L F/inj. (24V) DOHC M52	XP3923	APP3923	AP3923	*3923	.032		

***NOTE: O.E. Recommended Plug *REMARQUE : bouchon recommandé pour l'équipement d'origine *NOTA: Se recomienda conector del equipo original**

Se Section 9 pour les remarques en français en bas de page. Ver Sección 9 para las páginas de notas de pie de página español.

2574 323Ci 2575 Except 323Ci

BMW CAR

Passenger Cars & Light Trucks 2011 - 1996



Autolite XP^{®}**
IRIDIUM
ENHANCED
.6mm FINEWIRE

Autolite[®]
DOUBLE
PLATINUM

Autolite[®]
PLATINUM &
REVOLUTION HT[®]

Autolite[®]
COPPER
CORE

GAP
ÉNCARTEMENT
ESPACIO

Autolite[®]
GLOW
PLUGS

1998 BMW CAR 500 Series (Cont'd)

V8-4.4L F/inj. (32V) DOHC M62	XP3924	APP3924	AP3924	*3924	.032	
700 Series						
V12-5.4L F/inj. DOHC M73N V12-5.4L F/inj. SOHC M73	XP5224	APP5224	AP5224	*5224	.032	
V8-4.4L F/inj. (32V) DOHC M62 V8-4.4L F/inj. SOHC M62	XP3924	APP3924	AP3924	*3924	.032	
M Series						
6-3.2L F/inj. (24V) DOHC S52	XP5224	APP5224	AP5224	*5224	.040	
Z Series						
4-1.9L F/inj. (16V) DOHC M44 6-2.8L F/inj. (24V) DOHC M52 6-3.2L F/inj. (24V) DOHC S52	XP3923	APP3923	AP3923	*3923	.032	

1997 300 Series

4-1.9L F/inj. (16V) DOHC M44 6-2.8L F/inj. (24V) DOHC M52	XP3923	APP3923	AP3923	*3923	.032	
500 Series						
6-2.8L F/inj. (24V) DOHC M52 V8-4.4L F/inj. (32V) DOHC M62	XP3923	APP3923	AP3923	*3923	.032	
700 Series						
V12-5.4L F/inj. SOHC M73 V8-4.4L F/inj. (32V) DOHC M62	XP5224 XP3924	APP5224 APP3924	AP5224 AP3924	*5224 *3924	.032 .032	
800 Series						
V12-5.4L F/inj. SOHC M73 V8-4.4L F/inj. (32V) DOHC M62	XP3923	APP3923	AP3923	*3923	.032	
M Series						
6-3.2L F/inj. (24V) DOHC S52	XP5224	APP5224	AP5224	*5224	.032	
Z Series						
4-1.9L F/inj. (16V) DOHC M44 6-2.8L F/inj. (24V) DOHC M52	XP3923	APP3923	AP3923	*3923	.032	

1996 300 Series

4-1.9L F/inj. (16V) DOHC M44 6-2.8L F/inj. (24V) DOHC M52	XP3923	APP3923	AP3923	*3923	.032	
500 Series						
V8-4.0L F/inj. (32V) DOHC M60	XP3924	APP3924	AP3924	*3924	.032	
700 Series						
V12-5.4L F/inj. SOHC M73 V8-4.4L F/inj. (32V) DOHC M62	XP5224 XP3924	APP5224 APP3924	AP5224 AP3924	*5224 *3924	.032 .032	
800 Series						
V12-5.4L F/inj. SOHC M73 V8-4.4L F/inj. (32V) DOHC M62	XP5224 XP3924	APP5224 APP3924	AP5224 AP3924	*5224 *3924	.028 .032	
M Series						
6-3.2L F/inj. (24V) DOHC S52	XP3924	APP3924	AP3924	*3924	.035	
Z Series						
4-1.9L F/inj. (16V) DOHC M44	XP3923	APP3923	AP3923	*3923	.032	

2010 BMW TRUCK (includes light trucks, vans, SUV's)

X3						
6-3.0L F/inj. (24V) DOHC N52 6-3.0L F/inj. (24V) DOHC N52B30A CAN	XP5325	*APP5325 ⁹⁵²⁴			.040	
X5						
6-3.0L F/inj. (24V) DOHC N52B30A V8-4.8L F/inj. (32V) QOHC N62B48B	*XP5224	APP5224	AP5224	5224	.040	

***NOTE: O.E. Recommended Plug *REMARQUE: bouchon recommandé pour l'équipement d'origine *NOTA: Se recomienda conector del equipo original**

Se Section 9 pour les remarques en français en bas de page. Ver Sección 9 para las páginas de notas de pie de página español.

⁹⁵²⁴ Fine wire

Passenger Cars & Light Trucks 2011 - 1996



Autolite XP^{®}**
IRIDIUM
ENHANCED
.6mm FINEWIRE

Autolite[®]
DOUBLE
PLATINUM

Autolite[®]
PLATINUM &
REVOLUTION HT[®]

Autolite[®]
COPPER
CORE

GAP
ÉNCARTEMENT
ESPACIO

Autolite[®]
GLOW
PLUGS

BMW TRUCK (includes light trucks, vans, SUV's) (Cont'd)

2009 X3

6-3.0L F/inj. (24V) DOHC N52 6-3.0L F/inj. (24V) DOHC N52B30A	XP5325	*APP5325 ⁹⁵²⁴			.040	
--	--------	--------------------------	--	--	------	--

X5

6-3.0L F/inj. (24V) DOHC N52B30A V8-4.8L F/inj. (32V) QOHC N62B48B	XP5325	*APP5325 ⁹⁵²⁴			.040	
	*XP5224	APP5224	AP5224	5224	.040	

2008 X3

6-3.0L F/inj. (24V) DOHC N52 6-3.0L F/inj. (24V) DOHC N52 CAN	*XP5325	APP5325			.040	
--	---------	---------	--	--	------	--

X5

6-3.0L F/inj. (24V) DOHC N52B30A V8-4.8L F/inj. (32V) QOHC N62B48B	*XP5325	APP5325			.040	
	*XP5224	APP5224	AP5224	5224	.040	

2007 X3

6-3.0L F/inj. (24V) DOHC N52	*XP5325	APP5325			.040	
------------------------------	---------	---------	--	--	------	--

X5

6-3.0L F/inj. (24V) DOHC N52B30A V8-4.8L F/inj. (32V) QOHC N62B48B	XP3924	*APP3924	AP3924	3924	.040	
	*XP5224	APP5224	AP5224	5224	.040	

2006 X3

6-2.5L F/inj. (24V) DOHC M54 CAN 6-3.0L F/inj. (24V) DOHC M54 6-3.0L F/inj. (24V) DOHC M54 CAN	XP3924	*APP3924	AP3924	3924	.040	
--	--------	----------	--------	------	------	--

X5

6-3.0L F/inj. (24V) DOHC M54 V8-4.4L F/inj. (32V) QOHC N62 V8-4.8L F/inj. (32V) QOHC N62B48	XP3924	*APP3924	AP3924	3924	.040	
	*XP5224	APP5224	AP5224	5224	.040	

2005 X3

6-2.5L F/inj. (24V) DOHC M54 6-3.0L F/inj. (24V) DOHC M54	XP3924	*APP3924	AP3924	3924	.040	
--	--------	----------	--------	------	------	--

X5

6-3.0L F/inj. (24V) DOHC M54 V8-4.4L F/inj. (32V) QOHC N62 V8-4.8L F/inj. (32V) QOHC N62B48	XP3924	*APP3924	AP3924	3924	.040	
	*XP5224	APP5224	AP5224	5224	.040	
	XP3924	*APP3924	AP3924	3924	.040	

2004 X3

6-2.5L F/inj. (24V) DOHC M54 6-3.0L F/inj. (24V) DOHC M54	XP3924	*APP3924	AP3924	3924	.040	
--	--------	----------	--------	------	------	--

X5

6-3.0L F/inj. (24V) DOHC M54 V8-4.4L F/inj. (32V) DOHC M62 V8-4.4L F/inj. (32V) QOHC N62 V8-4.8L F/inj. (32V) QOHC N62B48	XP3924	*APP3924	AP3924	3924	.040	
	*XP5224	APP5224	AP5224	5224	.040	
	XP3924	*APP3924	AP3924	3924	.040	

2003 X5

6-3.0L F/inj. (24V) DOHC M54 V8-4.4L F/inj. (32V) QOHC M62 V8-4.6L F/inj. (32V) DOHC M62	XP3924	*APP3924	AP3924	3924	.040	
--	--------	----------	--------	------	------	--

2002 X5

6-3.0L F/inj. (24V) DOHC M54 V8-4.4L F/inj. (32V) QOHC M62 V8-4.6L F/inj. (32V) DOHC M62	XP3924	*APP3924	AP3924	3924	.040	
--	--------	----------	--------	------	------	--

2001 X5

6-3.0L F/inj. (24V) DOHC M54 V8-4.4L F/inj. (32V) QOHC M62	XP3924	*APP3924	AP3924	3924	.040	
---	--------	----------	--------	------	------	--

*NOTE: O.E. Recommended Plug *REMARQUE : bouchon recommandé pour l'équipement d'origine *NOTA: Se recomienda conector del equipo original

Se Section 9 pour les remarques en français en bas de page. Ver Sección 9 para las páginas de notas de pie de página español.

⁹⁵²⁴ Fine wire

Passenger Cars & Light Trucks 2011 - 1996



Autolite XP^{®}**
IRIDIUM
ENHANCED
.6mm FINEWIRE

Autolite[®]
DOUBLE
PLATINUM

Autolite[®]
PLATINUM &
REVOLUTION HT[®]

Autolite[®]
COPPER
CORE

GAP
ÉNCARTEMENT
ESPACIO

Autolite[®]
GLOW
PLUGS

BMW TRUCK (includes light trucks, vans, SUV's) (Cont'd)

2000 X5

6-3.0L F/inj. (24V) DOHC M54 V8-4.4L F/inj. (32V) QOHC M62	XP3924	*APP3924	AP3924	3924	.040	
---	--------	----------	--------	------	------	--

2011 BUICK CAR

LaCrosse

4-2.4L D.I. (16V) DOHC LAF (C)		*APP5683			.043	
V6-3.6L D.I. (24V) DOHC LLT (D)		*APP5683			.050	

Lucerne

V6-3.9L F/inj. Flex Fuel LGD (M)	*XP606	APP606	AP606	606	.060	
V8-4.6L F/inj. (32V) DOHC L37 HO (S)	XP104	*APP104 ⁹⁵²⁴	AP104	104	.050	

Regal, Grd. Ntl. GNX

4-2.0L D.I. LHU Turbo (V) 4-2.4L F/inj. (16V) DOHC LAF (C)	*XP5263	APP5263	AP5263		.043	
---	---------	---------	--------	--	------	--

2010 Allure (Canada)

4-2.4L D.I. LAF (W)	*XP5263	APP5263	AP5263		.043	
V6-3.0L D.I. LF1 (G)		*APP5683			.040	
V6-3.6L D.I. LLT (V)		*APP5683			.050	

LaCrosse

4-2.4L D.I. LAF (W)	*XP5263	APP5263	AP5263		.043	
V6-3.0L D.I. LF1 (G)		*APP5683			.040	
V6-3.6L D.I. LLT (V)		*APP5683			.050	

Lucerne

V6-3.9L F/inj. Flex Fuel LGD (M) V6-3.9L F/inj. LZ9 (1)	*XP606	APP606	AP606	606	.060	
V8-4.6L F/inj. (32V) DOHC L37 HO (9)	XP104	*APP104 ⁹⁵²⁴	AP104	104	.050	

2009 Allure (Canada)

V6-3.6L F/inj. (24V) DOHC (7)	*XP5263	APP5263	AP5263		.050	
V6-3.8L F/inj. L26 (2)	*XP606	APP606	AP606	606	.060	
V8-5.3L F/inj. (C)	*XP5245	APP5245	AP5245	5245	.040	

LaCrosse

V6-3.6L F/inj. (24V) DOHC LY7 (7)	*XP5263	APP5263	AP5263		.050	
V6-3.8L F/inj. L26 (2)	*XP606	APP606	AP606	606	.060	
V8-5.3L F/inj. LS4 (C)	*XP5245	APP5245	AP5245	5245	.040	

Lucerne

V6-3.9L F/inj. Flex Fuel LGD (M) V6-3.9L F/inj. LZ9 (1)	*XP606	APP606	AP606	606	.060	
V8-4.6L F/inj. (32V) DOHC (Y) V8-4.6L F/inj. (32V) DOHC L37 HO (9)	XP104	*APP104 ⁹⁵²⁴	AP104	104	.050	

2008 Allure (Canada)

V6-3.6L F/inj. (24V) DOHC LY7 (7)	*XP5263	APP5263	AP5263		.050	
V6-3.8L F/inj. L26 (2)	*XP606	APP606	AP606	606	.060	
V8-5.3L F/inj. (C)	*XP5245	APP5245	AP5245	5245	.040	

LaCrosse

V6-3.6L F/inj. (24V) DOHC LY7 (7)	*XP5263	APP5263	AP5263		.050	
V6-3.8L F/inj. L26 (2)	*XP606	APP606	AP606	606	.060	
V8-5.3L F/inj. (C)	*XP5245	APP5245	AP5245	5245	.040	

Lucerne

V6-3.8L F/inj. L26 (2)	*XP606	APP606	AP606	606	.060	
V8-4.6L F/inj. (32V) DOHC L37 (9) V8-4.6L F/inj. (32V) DOHC LD8 (Y)	XP104	*APP104 ⁹⁵²⁴	AP104	104	.050	

*NOTE: O.E. Recommended Plug *REMARQUE : bouchon recommandé pour l'équipement d'origine *NOTA: Se recomienda conector del equipo original

Se Section 9 pour les remarques en français en bas de page. Ver Sección 9 para las páginas de notas de pie de página español.

⁹⁵²⁴ Fine wire

Passenger Cars & Light Trucks 2011 - 1996



Autolite XP^{®}**
IRIDIUM
ENHANCED
.6mm FINEWIRE

Autolite[®]
DOUBLE
PLATINUM

Autolite[®]
PLATINUM &
REVOLUTION HT[®]

Autolite[®]
COPPER
CORE

GAP
ÉNCARTEMENT
ESPACIO

Autolite[®]
GLOW
PLUGS

BUICK CAR (Cont'd)

2007 Allure (Canada)

V6-3.6L F/inj. (24V) DOHC (7)	*XP5263	APP5263	AP5263		.050	
V6-3.8L F/inj. L26 (2)	*XP606	APP606	AP606	606	.060	

LaCrosse

V6-3.6L F/inj. (24V) DOHC (7)	*XP5263	APP5263	AP5263		.050	
V6-3.8L F/inj. L26 (2)	*XP606	APP606	AP606	606	.060	

Lucerne

V6-3.8L F/inj. L26 (2)	*XP606	APP606	AP606	606	.060	
V8-4.6L F/inj. (32V) DOHC (Y)	XP104	*APP104 ⁹⁵²⁴	AP104	104	.050	

2006 Allure (Canada)

V6-3.6L F/inj. (24V) DOHC (7)	*XP5263	APP5263	AP5263		.050	
V6-3.8L F/inj. L26 (2)	*XP606	APP606	AP606	606	.060	

LaCrosse

V6-3.6L F/inj. (24V) DOHC (7)	*XP5263	APP5263	AP5263		.050	
V6-3.8L F/inj. L26 (2)	*XP606	APP606	AP606	606	.060	

Lucerne

V6-3.8L F/inj. L26 (2)	*XP606	APP606	AP606	606	.060	
V8-4.6L F/inj. (32V) DOHC (Y)	XP104	*APP104 ⁹⁵²⁴	AP104	104	.050	

2005 Allure (Canada)

V6-3.6L F/inj. (24V) DOHC (7)	XP5263	*APP5263 ⁹⁵²⁴	AP5263		.050	
V6-3.8L F/inj. L26 (2)	*XP606	APP606	AP606	606	.060	

Century

V6-3.1L F/inj. LG8 (J) V6-3.8L F/inj. (24V) DOHC SC (2)	*XP606	APP606	AP606	606	.060	
--	---------------	--------	-------	-----	------	--

LaCrosse

V6-3.6L F/inj. (24V) DOHC (7)	XP5263	*APP5263 ⁹⁵²⁴	AP5263		.050	
V6-3.8L F/inj. L26 (2)	*XP606	APP606	AP606	606	.060	

LeSabre

V6-3.8L F/inj. (24V) DOHC L36 HO (K)	*XP606	APP606	AP606	606	.060	
--------------------------------------	---------------	--------	-------	-----	------	--

Park Avenue

V6-3.8L F/inj. (24V) DOHC L36 HO (K) V6-3.8L F/inj. (24V) DOHC L67 SC (1)	*XP606	APP606	AP606	606	.060	
--	---------------	--------	-------	-----	------	--

2004 Century

V6-3.1L F/inj. LG8 (J)	*XP606	APP606	AP606	606	.060	
------------------------	---------------	--------	-------	-----	------	--

LeSabre

V6-3.8L F/inj. (24V) DOHC L36 HO (K)	*XP606	APP606	AP606	606	.060	
--------------------------------------	---------------	--------	-------	-----	------	--

Park Avenue

V6-3.8L F/inj. (24V) DOHC L36 HO (K) V6-3.8L F/inj. (24V) DOHC L67 SC (1)	*XP606	APP606	AP606	606	.060	
--	---------------	--------	-------	-----	------	--

Regal

V6-3.8L F/inj. (24V) DOHC L36 HO (K) V6-3.8L F/inj. (24V) DOHC L67 SC (1)	*XP606	APP606	AP606	606	.060	
--	---------------	--------	-------	-----	------	--

2003 Century

V6-3.1L F/inj. LG8 (J)	*XP606	APP606	AP606	606	.060	
------------------------	---------------	--------	-------	-----	------	--

LeSabre

V6-3.8L F/inj. (24V) DOHC L36 HO (K)	*XP606	APP606	AP606	606	.060	
--------------------------------------	---------------	--------	-------	-----	------	--

Park Avenue

V6-3.8L F/inj. (24V) DOHC L36 HO (K) V6-3.8L F/inj. (24V) DOHC L67 SC (1)	*XP606	APP606	AP606	606	.060	
--	---------------	--------	-------	-----	------	--

Regal

V6-3.8L F/inj. (24V) DOHC L36 HO (K) V6-3.8L F/inj. (24V) DOHC L67 SC (1)	*XP606	APP606	AP606	606	.060	
--	---------------	--------	-------	-----	------	--

***NOTE: O.E. Recommended Plug *REMARQUE : bouchon recommandé pour l'équipement d'origine *NOTA: Se recomienda conector del equipo original**

Se Section 9 pour les remarques en français en bas de page. Ver Sección 9 para las páginas de notas de pie de página español.

⁹⁵²⁴ Fine wire

BUICK CAR

Passenger Cars & Light Trucks 2011 - 1996



Autolite XP^{®}**
IRIDIUM
ENHANCED
.6mm FINEWIRE

Autolite[®]
DOUBLE
PLATINUM

Autolite[®]
PLATINUM &
REVOLUTION HT[®]

Autolite[®]
COPPER
CORE

GAP
ÉNCARTEMENT
ESPACIO

Autolite[®]
GLOW
PLUGS

BUICK CAR (Cont'd)

2002 Century

V6-3.1L F/inj. LG8 (J)	*XP606	APP606	AP606	606	.060	
------------------------	---------------	--------	-------	-----	------	--

LeSabre

V6-3.8L F/inj. (24V) DOHC L36 HO (K) V6-3.8L F/inj. (24V) DOHC L67 SC (1)	*XP606	APP606	AP606	606	.060	
--	---------------	--------	-------	-----	------	--

Park Avenue

V6-3.8L F/inj. (24V) DOHC L36 HO (K) V6-3.8L F/inj. (24V) DOHC L67 SC (1)	*XP606	APP606	AP606	606	.060	
--	---------------	--------	-------	-----	------	--

Regal

V6-3.8L F/inj. (24V) DOHC L36 HO (K) V6-3.8L F/inj. (24V) DOHC L67 SC (1)	*XP606	APP606	AP606	606	.060	
--	---------------	--------	-------	-----	------	--

2001 Century

V6-3.1L F/inj. LG8 (J)	XP606	*APP606⁹⁵²⁴	AP606	606	.060	
------------------------	-------	-------------------------------	-------	-----	------	--

V6-3.8L F/inj. (24V) DOHC L36 HO (K)	*XP606	APP606	AP606	606	.060	
--------------------------------------	---------------	--------	-------	-----	------	--

LeSabre

V6-3.8L F/inj. (24V) DOHC L36 HO (K)	*XP606	APP606	AP606	606	.060	
--------------------------------------	---------------	--------	-------	-----	------	--

Park Avenue

V6-3.8L F/inj. (24V) DOHC L36 HO (K) V6-3.8L F/inj. (24V) DOHC L67 SC (1)	*XP606	APP606	AP606	606	.060	
--	---------------	--------	-------	-----	------	--

Regal

V6-3.1L F/inj. LG8 (J)	XP606	*APP606⁹⁵²⁴	AP606	606	.060	
------------------------	-------	-------------------------------	-------	-----	------	--

V6-3.8L F/inj. (24V) DOHC L36 HO (K) V6-3.8L F/inj. (24V) DOHC L67 SC (1)	*XP606	APP606	AP606	606	.060	
--	---------------	--------	-------	-----	------	--

2000 Century

V6-3.1L F/inj. LG8 (J)	XP606	*APP606⁹⁵²⁴	AP606	606	.060	
------------------------	-------	-------------------------------	-------	-----	------	--

LeSabre

V6-3.8L F/inj. (24V) DOHC L36 HO (K)	*XP606	APP606	AP606	606	.060	
--------------------------------------	---------------	--------	-------	-----	------	--

Park Avenue

V6-3.8L F/inj. (24V) DOHC L36 HO (K) V6-3.8L F/inj. (24V) DOHC L67 SC (1)	*XP606	APP606	AP606	606	.060	
--	---------------	--------	-------	-----	------	--

Regal

V6-3.8L F/inj. (24V) DOHC L36 HO (K) V6-3.8L F/inj. (24V) DOHC L67 SC (1)	*XP606	APP606	AP606	606	.060	
--	---------------	--------	-------	-----	------	--

1999 Century

V6-3.1L F/inj. (M)	XP606	*APP606⁹⁵²⁴	AP606	606	.060	
--------------------	-------	-------------------------------	-------	-----	------	--

LeSabre

V6-3.8L F/inj. (24V) DOHC HO (K)	*XP606	APP606	AP606	606	.060	
----------------------------------	---------------	--------	-------	-----	------	--

Park Avenue

V6-3.8L F/inj. (24V) DOHC HO (K) V6-3.8L F/inj. (24V) DOHC SC (1)	*XP606	APP606	AP606	606	.060	
--	---------------	--------	-------	-----	------	--

Regal

V6-3.8L F/inj. (24V) DOHC HO (K) V6-3.8L F/inj. (24V) DOHC SC (1)	*XP606	APP606	AP606	606	.060	
--	---------------	--------	-------	-----	------	--

Riviera

V6-3.8L F/inj. (24V) DOHC SC (1)	*XP606	APP606	AP606	606	.060	
----------------------------------	---------------	--------	-------	-----	------	--

1998 Century

V6-3.1L F/inj. (M)	XP606	*APP606⁹⁵²⁴	AP606	606	.060	
--------------------	-------	-------------------------------	-------	-----	------	--

V6-3.8L F/inj. (24V) DOHC HO (K) V6-3.8L F/inj. (24V) DOHC SC (1)	*XP606	APP606	AP606	606	.060	
--	---------------	--------	-------	-----	------	--

LeSabre

V6-3.8L F/inj. (24V) DOHC HO (K)	*XP606	APP606	AP606	606	.060	
----------------------------------	---------------	--------	-------	-----	------	--

***NOTE: O.E. Recommended Plug *REMARQUE : bouchon recommandé pour l'équipement d'origine *NOTA: Se recomienda conector del equipo original**

Se Section 9 pour les remarques en français en bas de page. Ver Seccion 9 para las páginas de notas de pie de página español.

⁹⁵²⁴ Fine wire

Passenger Cars & Light Trucks 2011 - 1996

		Autolite XP^{®**} IRIDIUM ENHANCED .6mm FINEWIRE	Autolite[®] DOUBLE PLATINUM	Autolite[®] PLATINUM & REVOLUTION HT [®]	Autolite[®] COPPER CORE	GAP ÉNCARTEMENT ESPACIO	Autolite[®] GLOW PLUGS
---	---	--	---	---	---	-------------------------------	--

1998 BUICK CAR (Cont'd)

<i>Park Avenue</i>							
V6-3.8L F/inj. (24V) DOHC HO (K)	*XP606	APP606	AP606	606	.060		
V6-3.8L F/inj. (24V) DOHC SC (1)							
<i>Regal</i>							
V6-3.1L F/inj. (M)	XP606	*APP606 ⁹⁵²⁴	AP606	606	.060		
V6-3.8L F/inj. (24V) DOHC HO (K)	*XP606	APP606	AP606	606	.060		
V6-3.8L F/inj. (24V) DOHC SC (1)							
<i>Riviera</i>							
V6-3.8L F/inj. (24V) DOHC SC (1)	*XP606	APP606	AP606	606	.060		
<i>Skylark</i>							
4-2.4L F/inj. (16V) DOHC (T)	XP605	*APP605 ⁹⁵²⁴	AP605	605	.060		
V6-3.1L F/inj. (M)	XP606	*APP606 ⁹⁵²⁴	AP606	606	.060		

1997 Century

V6-3.1L F/inj. (M)	XP606	*APP606 ⁹⁵²⁴	AP606	606	.060		
<i>LeSabre</i>							
V6-3.8L F/inj. (24V) DOHC HO (K)	*XP606	APP606	AP606	606	.060		
<i>Park Avenue</i>							
V6-3.8L F/inj. (24V) DOHC HO (K)	*XP606	APP606	AP606	606	.060		
V6-3.8L F/inj. (24V) DOHC SC (1)							
<i>Regal</i>							
V6-3.1L F/inj. (M)	XP606	*APP606 ⁹⁵²⁴	AP606	606	.060		
V6-3.8L F/inj. (24V) DOHC HO (K)	*XP606	APP606	AP606	606	.060		
V6-3.8L F/inj. (24V) DOHC SC (1)							
<i>Riviera</i>							
V6-3.8L F/inj. (24V) DOHC HO (K)	*XP606	APP606	AP606	606	.060		
V6-3.8L F/inj. (24V) DOHC SC (1)							
<i>Skylark</i>							
4-2.4L F/inj. (16V) DOHC (T)	XP605	*APP605 ⁹⁵²⁴	AP605	605	.050		
V6-3.1L F/inj. (M)	XP606	*APP606 ⁹⁵²⁴	AP606	606	.060		

1996 Century

4-2.2L F/inj. (4)	XP5245	*APP5245	AP5245	5245	.060		
V6-3.1L F/inj. (M)	XP606	*APP606 ⁹⁵²⁴	AP606	606	.060		
<i>LeSabre</i>							
V6-3.8L F/inj. (24V) DOHC HO (K)	*XP606	APP606	AP606	606	.060		
<i>Park Avenue</i>							
V6-3.8L F/inj. (24V) DOHC HO (K)	*XP606	APP606	AP606	606	.060		
V6-3.8L F/inj. (24V) DOHC SC (1)							
<i>Regal</i>							
V6-3.1L F/inj. (M)	XP606	*APP606 ⁹⁵²⁴	AP606	606	.060		
V6-3.8L F/inj. (24V) DOHC HO (K)	*XP606	APP606	AP606	606	.060		
<i>Riviera</i>							
V6-3.8L F/inj. (24V) DOHC HO (K)	*XP606	APP606	AP606	606	.060		
V6-3.8L F/inj. (24V) DOHC SC (1)							
<i>Roadmaster</i>							
V8-5.7L F/inj. (P)	XP105	*APP106 ⁹⁵²⁴	AP106 ⁹³²⁹	106	.050		
<i>Skylark</i>							
4-2.4L F/inj. (16V) DOHC (T)	XP605	*APP605 ⁹⁵²⁴	AP605	605	.060		
V6-3.1L F/inj. (M)	XP606	*APP606 ⁹⁵²⁴	AP606	606	.060		

2011 BUICK TRUCK (includes light trucks, vans, SUV's)

<i>Enclave</i>							
V6-3.6L F/inj. (24V) DOHC LLT (D)		*APP5683			.050		

***NOTE: O.E. Recommended Plug *REMARQUE : bouchon recommandé pour l'équipement d'origine *NOTA: Se recomienda conector del equipo original**

Se Section 9 pour les remarques en français en bas de page. Ver Sección 9 para las páginas de notas de pie de página español.

⁹³²⁹ Full thread; Original equipment design change ⁹⁵²⁴ Fine wire

Passenger Cars & Light Trucks 2011 - 1996



Autolite XP^{®}**
IRIDIUM
ENHANCED
.6mm FINEWIRE

Autolite[®]
DOUBLE
PLATINUM

Autolite[®]
PLATINUM &
REVOLUTION HT[®]

Autolite[®]
COPPER
CORE

GAP
ÉNCARTEMENT
ESPACIO

Autolite[®]
GLOW
PLUGS

BUICK TRUCK (includes light trucks, vans, SUV's) (Cont'd)

2010 Enclave

V6-3.6L F/inj. (24V) DOHC LLT (D)		*APP5683			.050	
-----------------------------------	--	-----------------	--	--	------	--

2009 Enclave

V6-3.6L F/inj. (24V) DOHC LLT (D)	*XP5263	APP5263	AP5263		.050	
-----------------------------------	----------------	---------	--------	--	------	--

2008 Enclave

V6-3.6L F/inj. (24V) DOHC LY7 (7)	*XP5263	APP5263	AP5263		.050	
-----------------------------------	----------------	---------	--------	--	------	--

2007 Rainier

6-4.2L F/inj. (24V) DOHC VORTEC (S)	*XP5263	APP5263	AP5263		.043	
V8-5.3L F/inj. (M)	*XP5245	APP5245	AP5245	5245	.040	
V8-6.0L F/inj. (H)						

Rendezvous

V6-3.5L F/inj. (L)	*XP606	APP606	AP606	606	.060	
--------------------	---------------	--------	-------	-----	------	--

Terraza

V6-3.9L F/inj. Flex Fuel LGD (W)	*XP606	APP606	AP606	606	.060	
V6-3.9L F/inj. LZ9 (1)						

2006 Rainier

6-4.2L F/inj. (24V) DOHC VORTEC (S)	XP5263	*APP5263 ⁹⁵²⁴	AP5263		.043	
V8-5.3L F/inj. (M)	*XP5245	APP5245	AP5245	5245	.040	

Rendezvous

V6-3.5L F/inj. (L)	*XP606	APP606	AP606	606	.060	
V6-3.6L F/inj. (24V) DOHC VVT (7)	*XP5263	APP5263	AP5263		.050	

Terraza

V6-3.5L F/inj. (L)	*XP606	APP606	AP606	606	.060	
V6-3.9L F/inj. LZ9 (1)						

2005 Rainier

6-4.2L F/inj. (24V) DOHC VORTEC (S)	XP5263	*APP5263 ⁹⁵²⁴	AP5263		.043	
V8-5.3L F/inj. (M)	*XP5245	APP5245	AP5245	5245	.040	

Rendezvous

V6-3.4L F/inj. LA1 (E)	*XP606	APP606	AP606	606	.060	
V6-3.6L F/inj. (24V) DOHC VVT (7)	XP5263	*APP5263 ⁹⁵²⁴	AP5263		.050	

Terraza

V6-3.5L F/inj. (L)	*XP606	APP606	AP606	606	.060	
--------------------	---------------	--------	-------	-----	------	--

2004 Rainier

6-4.2L F/inj. (24V) DOHC VORTEC (S)	XP5263	*APP5263 ⁹⁵²⁴	AP5263		.043	
V8-5.3L F/inj. LM7 (P)	*XP5245	APP5245	AP5245	5245	.040	

Rendezvous

V6-3.4L F/inj. LA1 (E)	*XP606	APP606	AP606	606	.060	
V6-3.6L F/inj. (24V) DOHC VVT (7)	XP5263	*APP5263 ⁹⁵²⁴	AP5263		.050	

2003 Rainier

6-4.2L F/inj. (24V) DOHC VORTEC (S)	XP5263	*APP5263 ⁹⁵²⁴	AP5263		.043	
V8-5.3L F/inj. LM7 (P)	*XP5245	APP5245	AP5245	5245	.040	

Rendezvous

V6-3.4L F/inj. LA1 (E)	*XP606	APP606	AP606	606	.060	
------------------------	---------------	--------	-------	-----	------	--

2002 Rendezvous

V6-3.4L F/inj. LA1 (E)	*XP606	APP606	AP606	606	.060	
------------------------	---------------	--------	-------	-----	------	--

2001 Rendezvous

V6-3.4L F/inj. LA1 (E)	*XP606	APP606	AP606	606	.060	
------------------------	---------------	--------	-------	-----	------	--

***NOTE: O.E. Recommended Plug *REMARQUE : bouchon recommandé pour l'équipement d'origine *NOTA: Se recomienda conector del equipo original**

See Section 9 pour les remarques en français en bas de page. Ver Sección 9 para las páginas de notas de pie de página español.

⁹⁵²⁴ Fine wire

Passenger Cars & Light Trucks 2011 - 1996



Autolite XP^{®}**
IRIDIUM
ENHANCED
.6mm FINEWIRE

Autolite[®]
DOUBLE
PLATINUM

Autolite[®]
PLATINUM &
REVOLUTION HT[®]

Autolite[®]
COPPER
CORE

GAP
ÉNCARTEMENT
ESPACIO

Autolite[®]
GLOW
PLUGS

2011 CADILLAC CAR

CTS

V6-3.0L D.I. LF1 (Y) V6-3.6L F/inj. (24V) DOHC LLT (D) V8-6.2L F/inj. LSA SC (P)		*APP5683			.050	
	*XP5245	APP5245	AP5245	5245	.040	

DTS

V8-4.6L F/inj. (32V) DOHC L37 (S) V8-4.6L F/inj. (32V) DOHC LD8 (6)	XP104	*APP104 ⁹⁵²⁴	AP104	104	.050	
--	-------	--------------------------------	-------	-----	------	--

STS, STS-V

V6-3.6L D.I. (24V) DOHC LLT (D)		*APP5683			.050	
---------------------------------	--	-----------------	--	--	------	--

2010 CTS Sport Wagon

V6-3.0L D.I. LF1 (G)		*APP5683			.050	
----------------------	--	-----------------	--	--	------	--

CTS, CTS-V

V6-3.0L D.I. LF1 (G) V6-3.6L D.I. (24V) DOHC LLT (V) V6-3.6L F/inj. (24V) DOHC LY7 (7) V8-6.2L F/inj. LSA SC (P)		*APP5683			.050	
	*XP5245	APP5245	AP5245	5245	.040	

DTS

V8-4.6L F/inj. (32V) DOHC L37 (9) V8-4.6L F/inj. (32V) DOHC LD8 (Y)	XP104	*APP104 ⁹⁵²⁴	AP104	104	.050	
--	-------	--------------------------------	-------	-----	------	--

STS, STS-V

V6-3.6L F/inj. (24V) DOHC LLT (V) V8-4.6L F/inj. (32V) DOHC LH2 (A)		*APP5683			.050	
	XP104	*APP104 ⁹⁵²⁴	AP104	104	.050	

2009 CTS

V6-2.8L F/inj. (T) V6-3.6L D.I. (24V) DOHC LLT (V) V6-3.6L F/inj. (24V) DOHC LY7 (7) V8-6.2L F/inj. L9H SC (6)	*XP5263	APP5263	AP5263		.050	
	*XP5245	APP5245	AP5245	5245	.040	

DTS

V8-4.6L F/inj. (32V) DOHC (9) V8-4.6L F/inj. (32V) DOHC LD8 (Y)	XP104	*APP104 ⁹⁵²⁴	AP104	104	.050	
--	-------	--------------------------------	-------	-----	------	--

STS, STS-V

V6-2.8L F/inj. (T) V6-3.6L F/inj. (24V) DOHC (7) V6-3.6L F/inj. (24V) DOHC LLT (V) V8-4.4L F/inj. (32V) DOHC LC3 SC (D) V8-4.6L F/inj. (32V) DOHC LH2 (A)	*XP5263	APP5263	AP5263		.050	
	XP103	*APP103 ⁹⁵²⁴	AP103	103	.050	
	XP104	*APP104 ⁹⁵²⁴	AP104	104	.050	

XLR, XLR-V

V8-4.4L F/inj. (32V) DOHC LC3 SC (D) V8-4.6L F/inj. (32V) DOHC LH2 (A)	XP103	*APP103 ⁹⁵²⁴	AP103	103	.050	
	XP104	*APP104 ⁹⁵²⁴	AP104	104	.050	

2008 CTS

V6-2.8L F/inj. (T) V6-3.6L F/inj. (24V) DOHC LLT (V) V6-3.6L F/inj. (24V) DOHC LY7 (7) V8-4.6L F/inj. (32V) DOHC VVT (A)	*XP5263	APP5263	AP5263		.050	
	XP104	*APP104 ⁹⁵²⁴	AP104	104	.050	

DTS

V8-4.6L F/inj. (32V) DOHC L37 (9) V8-4.6L F/inj. (32V) DOHC LD8 (Y)	XP104	*APP104 ⁹⁵²⁴	AP104	104	.050	
--	-------	--------------------------------	-------	-----	------	--

STS, STS-V

V6-2.8L F/inj. (T) V6-3.6L F/inj. (24V) DOHC LLT (V) V6-3.6L F/inj. (24V) DOHC LY7 (7) V8-4.4L F/inj. (32V) DOHC LC3 SC (D) V8-4.6L F/inj. (32V) DOHC LH2 (A)	*XP5263	APP5263	AP5263		.050	
	XP103	*APP103 ⁹⁵²⁴	AP103	103	.050	
	XP104	*APP104 ⁹⁵²⁴	AP104	104	.050	

***NOTE: O.E. Recommended Plug *REMARQUE : bouchon recommandé pour l'équipement d'origine *NOTA: Se recomienda conector del equipo original**

Se Section 9 pour les remarques en français en bas de page. Ver Seccion 9 para las páginas de notas de pie de página español.

⁹⁵²⁴ Fine wire

Passenger Cars & Light Trucks 2011 - 1996



Autolite XP^{®}**
IRIDIUM
ENHANCED
.6mm FINEWIRE

Autolite[®]
DOUBLE
PLATINUM

Autolite[®]
PLATINUM &
REVOLUTION HT[®]

Autolite[®]
COPPER
CORE

GAP
ÉNCARTEMENT
ESPACIO

Autolite[®]
GLOW
PLUGS

2008 CADILLAC CAR (Cont'd)

XLR, XLR-V

V8-4.4L F/inj. (32V) DOHC LC3 SC (D)	XP103	*APP103 ⁹⁵²⁴	AP103	103	.050	
V8-4.6L F/inj. (32V) DOHC LH2 (A)	XP104	*APP104 ⁹⁵²⁴	AP104	104	.050	

2007 CTS

V6-2.8L F/inj. (T)	*XP5263	APP5263	AP5263		.050	
V6-3.6L F/inj. (24V) DOHC (7)						
V8-6.0L F/inj. (U)	*XP5245	APP5245	AP5245	5245	.050	

DTS

V8-4.6L F/inj. (32V) DOHC L37 (9)	XP104	*APP104 ⁹⁵²⁴	AP104	104	.050	
V8-4.6L F/inj. (32V) DOHC LD8 (Y)						

STS

V6-3.6L F/inj. (24V) DOHC (7)	*XP5263	APP5263	AP5263		.050	
V8-4.4L F/inj. SC (D)	XP103	*APP103 ⁹⁵²⁴	AP103	103	.050	
V8-4.6L F/inj. (32V) DOHC VVT (A)	XP104	*APP104 ⁹⁵²⁴	AP104	104	.050	

XLR

V8-4.4L F/inj. (32V) DOHC LC3 SC (D)	XP103	*APP103 ⁹⁵²⁴	AP103	103	.050	
V8-4.6L F/inj. (32V) DOHC VVT (A)	XP104	*APP104 ⁹⁵²⁴	AP104	104	.050	

2006 CTS

V6-2.8L F/inj. (T)	XP5263	*APP5263 ⁹⁵²⁴	AP5263		.050	
V6-3.6L F/inj. (24V) DOHC (7)	*XP5263	APP5263	AP5263		.050	
V8-6.0L F/inj. (U)	*XP5245	APP5245	AP5245	5245	.050	

DTS

V8-4.6L F/inj. (32V) DOHC L37 (9)	XP104	*APP104 ⁹⁵²⁴	AP104	104	.050	
V8-4.6L F/inj. (32V) DOHC LD8 (Y)						

STS

V6-2.8L F/inj. (T)	XP5263	*APP5263 ⁹⁵²⁴	AP5263		.050	
V6-3.6L F/inj. (24V) DOHC (7)	*XP5263	APP5263	AP5263		.050	
V8-4.4L F/inj. SC (D)	XP103	*APP103 ⁹⁵²⁴	AP103	103	.050	
V8-4.6L F/inj. (32V) DOHC VVT (A)	XP605	*APP605 ⁹⁵²⁴	AP605	605	.050	
V8-6.0L F/inj. (H)	*XP5245	APP5245	AP5245	5245	.050	

XLR

V8-4.4L F/inj. (32V) DOHC LC3 SC (D)	XP103	*APP103 ⁹⁵²⁴	AP103	103	.050	
V8-4.6L F/inj. (32V) DOHC VVT (A)	XP605	*APP605 ⁹⁵²⁴	AP605	605	.050	

2005 CTS

V6-2.8L F/inj. (T)	XP5263	*APP5263 ⁹⁵²⁴	AP5263		.050	
V6-3.6L F/inj. (24V) DOHC (7)						
V8-4.6L F/inj. (32V) DOHC VVT (A)	XP605	*APP605 ⁹⁵²⁴	AP605	605	.050	
V8-5.7L F/inj. LS6 (S)	*XP5245	APP5245	AP5245	5245	.040	

DeVille

V8-4.6L F/inj. (32V) DOHC L37 (9)	XP104	*APP104 ⁹⁵²⁴	AP104	104	.050	
V8-4.6L F/inj. (32V) DOHC LD8 (Y)						

Seville

V8-4.6L F/inj. (32V) DOHC L37 (9)	XP104	*APP104 ⁹⁵²⁴	AP104	104	.050	
V8-4.6L F/inj. (32V) DOHC LD8 (Y)	XP104	*APP104	AP104	104	.050	

STS

V6-2.8L F/inj. (T)	XP5263	*APP5263 ⁹⁵²⁴	AP5263		.050	
V6-3.6L F/inj. (24V) DOHC (7)						
V8-4.6L F/inj. (32V) DOHC VVT (A)	XP605	*APP605 ⁹⁵²⁴	AP605	605	.050	
V8-5.7L F/inj. LS6 (S)	*XP5245	APP5245	AP5245	5245	.040	

XLR

V8-4.6L F/inj. (32V) DOHC VVT (A)	XP605	*APP605 ⁹⁵²⁴	AP605	605	.050	
-----------------------------------	-------	-------------------------	-------	-----	------	--

*NOTE: O.E. Recommended Plug *REMARQUE : bouchon recommandé pour l'équipement d'origine *NOTA: Se recomienda conector del equipo original

Se Section 9 pour les remarques en français en bas de page. Ver Seccion 9 para las páginas de notas de pie de página español.

⁹⁵²⁴ Fine wire

Passenger Cars & Light Trucks 2011 - 1996



Autolite XP^{®}**
IRIDIUM
ENHANCED
.6mm FINEWIRE

Autolite[®]
DOUBLE
PLATINUM

Autolite[®]
PLATINUM &
REVOLUTION HT[®]

Autolite[®]
COPPER
CORE

GAP
ÉNCARTEMENT
ESPACIO

Autolite[®]
GLOW
PLUGS

CADILLAC CAR (Cont'd)

2004 CTS

V6-3.2L F/inj. (24V) DOHC LA3 (N)	XP5224	*APP5224	AP5224	5224	.050	
V6-3.6L F/inj. (24V) DOHC (7)	XP5263	*APP5263 ⁹⁵²⁴	AP5263		.050	
V8-5.7L F/inj. LS6 (S)	*XP5245	APP5245	AP5245	5245	.040	

DeVille

V8-4.6L F/inj. (32V) DOHC L37 (9)	XP104	*APP104 ⁹⁵²⁴	AP104	104	.050	
V8-4.6L F/inj. (32V) DOHC LD8 (Y)						

Seville

V8-4.6L F/inj. (32V) DOHC L37 (9)	XP104	*APP104	AP104	104	.050	
V8-4.6L F/inj. (32V) DOHC LD8 (Y)	XP104	*APP104 ⁹⁵²⁴	AP104	104	.050	

XLR

V8-4.6L F/inj. (32V) DOHC VVT (A)	XP605	*APP605 ⁹⁵²⁴	AP605	605	.050	
-----------------------------------	-------	--------------------------------	-------	-----	------	--

2003 CTS

V6-3.2L F/inj. (24V) DOHC LA3 (N)	XP5224	APP5224	*AP5224	5224	.050	
-----------------------------------	--------	---------	----------------	------	------	--

DeVille

V8-4.6L F/inj. (32V) DOHC L37 (9)	XP104	*APP104 ⁹⁵²⁴	AP104	104	.050	
V8-4.6L F/inj. (32V) DOHC LD8 (Y)						

Seville

V8-4.6L F/inj. (32V) DOHC L37 (9)	XP104	*APP104 ⁹⁵²⁴	AP104	104	.050	
V8-4.6L F/inj. (32V) DOHC LD8 (Y)						

2002 DeVille

V8-4.6L F/inj. (32V) DOHC L37 (9)	XP104	*APP104 ⁹⁵²⁴	AP104	104	.050	
V8-4.6L F/inj. (32V) DOHC LD8 (Y)						

Eldorado

V8-4.6L F/inj. (32V) DOHC L37 (9)	XP104	*APP104 ⁹⁵²⁴	AP104	104	.050	
V8-4.6L F/inj. (32V) DOHC LD8 (Y)						

Seville

V8-4.6L F/inj. (32V) DOHC L37 (9)	XP104	*APP104 ⁹⁵²⁴	AP104	104	.050	
V8-4.6L F/inj. (32V) DOHC LD8 (Y)						

2001 Catera

V6-3.0L F/inj. (24V) DOHC (R)	XP5224	APP5224	*AP5224	5224	.050	
-------------------------------	--------	---------	----------------	------	------	--

DeVille

V8-4.6L F/inj. (32V) DOHC L37 (9)	XP104	*APP104 ⁹⁵²⁴	AP104	104	.050	
V8-4.6L F/inj. (32V) DOHC LD8 (Y)						

Eldorado

V8-4.6L F/inj. (32V) DOHC L37 (9)	XP104	*APP104 ⁹⁵²⁴	AP104	104	.050	
V8-4.6L F/inj. (32V) DOHC LD8 (Y)						

Seville

V8-4.6L F/inj. (32V) DOHC L37 (9)	XP104	*APP104 ⁹⁵²⁴	AP104	104	.050	
V8-4.6L F/inj. (32V) DOHC LD8 (Y)						

2000 Catera

V6-3.0L F/inj. (24V) DOHC (R)	XP5224	APP5224	*AP5224	5224	.050	
-------------------------------	--------	---------	----------------	------	------	--

DeVille

V8-4.6L F/inj. (32V) DOHC L37 (9)	XP104	*APP104 ⁹⁵²⁴	AP104	104	.050	
V8-4.6L F/inj. (32V) DOHC LD8 (Y)						

Eldorado

V8-4.6L F/inj. (32V) DOHC L37 (9)	XP104	*APP104 ⁹⁵²⁴	AP104	104	.050	
V8-4.6L F/inj. (32V) DOHC LD8 (Y)						

Seville

V8-4.6L F/inj. (32V) DOHC L37 (9)	XP104	*APP104 ⁹⁵²⁴	AP104	104	.050	
V8-4.6L F/inj. (32V) DOHC LD8 (Y)						

1999 Catera

V6-3.0L F/inj. (24V) DOHC (R)	XP5224	APP5224	*AP5224	5224	.040	
-------------------------------	--------	---------	----------------	------	------	--

***NOTE: O.E. Recommended Plug *REMARQUE : bouchon recommandé pour l'équipement d'origine *NOTA: Se recomienda conector del equipo original**

Se Section 9 pour les remarques en français en bas de page. Ver Sección 9 para las páginas de notas de pie de página español.

⁹⁵²⁴ Fine wire

Passenger Cars & Light Trucks 2011 - 1996



Autolite XP^{®**}
IRIDIUM
ENHANCED
.6mm FINEWIRE

Autolite[®]
DOUBLE
PLATINUM

Autolite[®]
PLATINUM &
REVOLUTION HT[®]

Autolite[®]
COPPER
CORE

GAP
ÉCARTEMENT
ESPACIO

Autolite[®]
GLOW
PLUGS

1999 CADILLAC CAR (Cont'd)

DeVille, Fleetwood, Fltwd. Brougham (FWD)

V8-4.6L F/inj. (32V) DOHC (9) V8-4.6L F/inj. (32V) DOHC (Y)	XP104	*APP104 ⁹⁵²⁴	AP104	104	.050	
--	-------	--------------------------------	-------	-----	------	--

Eldorado

V8-4.6L F/inj. (32V) DOHC (9) V8-4.6L F/inj. (32V) DOHC (Y)	XP104	*APP104 ⁹⁵²⁴	AP104	104	.050	
--	-------	--------------------------------	-------	-----	------	--

Seville

V8-4.6L F/inj. (32V) DOHC (9) V8-4.6L F/inj. (32V) DOHC (Y)	XP104	*APP104 ⁹⁵²⁴	AP104	104	.050	
--	-------	--------------------------------	-------	-----	------	--

1998 Catera

V6-3.0L F/inj. (24V) DOHC (R)	XP5224	APP5224	*AP5224	5224	.040	
-------------------------------	--------	---------	----------------	------	------	--

DeVille, Fleetwood, Fltwd. Brougham (FWD)

V8-4.6L F/inj. (32V) DOHC (9) V8-4.6L F/inj. (32V) DOHC (Y)	XP104	*APP104 ⁹⁵²⁴	AP104	104	.050	
--	-------	--------------------------------	-------	-----	------	--

Eldorado

V8-4.6L F/inj. (32V) DOHC (9) V8-4.6L F/inj. (32V) DOHC (Y)	XP104	*APP104 ⁹⁵²⁴	AP104	104	.050	
--	-------	--------------------------------	-------	-----	------	--

Seville

V8-4.6L F/inj. (32V) DOHC (9) V8-4.6L F/inj. (32V) DOHC (Y)	XP104	*APP104 ⁹⁵²⁴	AP104	104	.050	
--	-------	--------------------------------	-------	-----	------	--

1997 Catera

V6-3.0L F/inj. (24V) DOHC (R)	XP5224	APP5224	*AP5224	5224	.040	
-------------------------------	--------	---------	----------------	------	------	--

DeVille, Fleetwood, Fltwd. Brougham (FWD)

V8-4.6L F/inj. (32V) DOHC (9) V8-4.6L F/inj. (32V) DOHC (Y)	XP104	*APP104 ⁹⁵²⁴	AP104	104	.050	
--	-------	--------------------------------	-------	-----	------	--

Eldorado

V8-4.6L F/inj. (32V) DOHC (9) V8-4.6L F/inj. (32V) DOHC (Y)	XP104	*APP104 ⁹⁵²⁴	AP104	104	.050	
--	-------	--------------------------------	-------	-----	------	--

Seville

V8-4.6L F/inj. (32V) DOHC (9) V8-4.6L F/inj. (32V) DOHC (Y)	XP104	*APP104 ⁹⁵²⁴	AP104	104	.050	
--	-------	--------------------------------	-------	-----	------	--

1996 DeVille, Fleetwood, Fltwd. Brougham (FWD)

V8-4.6L F/inj. (32V) DOHC (9) V8-4.6L F/inj. (32V) DOHC (Y)	XP605	*APP605 ⁹⁵²⁴	AP605	605	.050	
--	-------	--------------------------------	-------	-----	------	--

Eldorado

V8-4.6L F/inj. (32V) DOHC (9) V8-4.6L F/inj. (32V) DOHC (Y)	XP605	*APP605 ⁹⁵²⁴	AP605	605	.050	
--	-------	--------------------------------	-------	-----	------	--

Fleetwood (RWD)

V8-5.7L F/inj. (P)	XP105	*APP106 ⁹⁵²⁴	AP106 ⁹³²⁹	106	.050	
--------------------	-------	--------------------------------	-----------------------	-----	------	--

Seville

V8-4.6L F/inj. (32V) DOHC (9) V8-4.6L F/inj. (32V) DOHC (Y)	XP605	*APP605 ⁹⁵²⁴	AP605	605	.050	
--	-------	--------------------------------	-------	-----	------	--

2011 CADILLAC TRUCK (includes light trucks, vans, SUV's)

Escalade

V8-6.2L F/inj. Flex Fuel L94 (F)	*XP5245	APP5245	AP5245	5245	.040	
----------------------------------	----------------	---------	--------	------	------	--

Escalade Hybrid

V8-6.0L F/inj. Flex Fuel LZ1 (J)	*XP5245	APP5245	AP5245	5245	.040	
----------------------------------	----------------	---------	--------	------	------	--

SRX

V6-3.0L D.I. LF1 (Y)		*APP5683			.040	
----------------------	--	-----------------	--	--	------	--

2010 Escalade

V8-6.2L F/inj. Flex Fuel L94 (2)	*XP5245	APP5245	AP5245	5245	.040	
----------------------------------	----------------	---------	--------	------	------	--

Escalade Hybrid

V8-6.0L F/inj. LFA (5)	*XP5245	APP5245	AP5245	5245	.040	
------------------------	----------------	---------	--------	------	------	--

*NOTE: O.E. Recommended Plug *REMARQUE : bouchon recommandé pour l'équipement d'origine *NOTA: Se recomienda conector del equipo original

Se Section 9 pour les remarques en français en bas de page. Ver Seccion 9 para las páginas de notas de pie de página español.

⁹³²⁹ Full thread; Original equipment design change ⁹⁵²⁴ Fine wire

Passenger Cars & Light Trucks 2011 - 1996



Autolite XP^{®}**
IRIDIUM
ENHANCED
.6mm FINEWIRE

Autolite[®]
DOUBLE
PLATINUM

Autolite[®]
PLATINUM &
REVOLUTION HT[®]

Autolite[®]
COPPER
CORE

GAP
ÉNCARTEMENT
ESPACIO

Autolite[®]
GLOW
PLUGS

CADILLAC TRUCK

2010 CADILLAC TRUCK (includes light trucks, vans, SUV's) (Cont'd)

SRX						
V6-3.0L D.I. LF1 (Y)		*APP5683			.050	
2009 Escalade						
V8-6.2L F/inj. Flex Fuel L9H (2)	*XP5245	APP5245	AP5245	5245	.040	
Escalade Hybrid						
V8-6.0L F/inj. LFA (5)	*XP5245	APP5245	AP5245	5245	.040	
SRX						
V6-3.6L F/inj. (24V) DOHC LY7 (7)	*XP5263	APP5263	AP5263		.050	
V8-4.6L F/inj. (32V) DOHC LH2 (A)	XP104	*APP104 ⁹⁵²⁴	AP104	104	.050	
2008 Escalade						
V8-6.2L F/inj. L92 (8)	*XP5245	APP5245	AP5245	5245	.040	
Escalade Hybrid						
V8-6.0L F/inj. LFA (5)	*XP5245	APP5245	AP5245	5245	.040	
SRX						
V6-3.6L F/inj. (24V) DOHC LY7 (7)	*XP5263	APP5263	AP5263		.050	
V8-4.6L F/inj. (32V) DOHC LH2 (A)	XP104	*APP104 ⁹⁵²⁴	AP104	104	.050	
2007 Escalade						
V8-6.2L F/inj. L92 (8)	*XP5245	APP5245	AP5245	5245	.040	
SRX						
V6-3.6L F/inj. (24V) DOHC LY7 (7)	*XP5263	APP5263	AP5263		.050	
V8-4.6L F/inj. (32V) DOHC VVT (A)	XP104	*APP104 ⁹⁵²⁴	AP104	104	.050	
2006 Escalade						
V8-6.0L F/inj. HO (N)	*XP5245	APP5245	AP5245	5245	.040	
SRX						
V6-3.6L F/inj. (24V) DOHC LY7 (7)	*XP5263	APP5263	AP5263		.050	
V8-4.6L F/inj. (32V) DOHC VVT (A)	XP605	*APP605 ⁹⁵²⁴	AP605	605	.050	
2005 Escalade						
V8-5.3L F/inj. LM7 (T) V8-6.0L F/inj. Flex Fuel LQ9 (N) V8-6.0L F/inj. LQ4 HO (U)	*XP5245	APP5245	AP5245	5245	.040	
SRX						
V6-3.6L F/inj. (24V) DOHC LY7 (7)	XP5263	*APP5263 ⁹⁵²⁴	AP5263		.050	
V8-4.6L F/inj. (32V) DOHC VVT (A)	XP605	*APP605 ⁹⁵²⁴	AP605	605	.050	
2004 Escalade						
V8-5.3L F/inj. LM7 (T) V8-6.0L F/inj. HO (N)	*XP5245	APP5245	AP5245	5245	.040	
SRX						
V6-3.6L F/inj. (24V) DOHC LY7 (7)	XP5263	*APP5263 ⁹⁵²⁴	AP5263		.050	
V8-4.6L F/inj. (32V) DOHC VVT (A)	XP605	*APP605 ⁹⁵²⁴	AP605	605	.050	
2003 Escalade						
V8-5.3L F/inj. LM7 (T) V8-6.0L F/inj. HO (N) V8-6.0L F/inj. LQ4 (U)	*XP5245	APP5245	AP5245	5245	.040	
2002 Escalade						
V8-5.3L F/inj. Flex Fuel L59 (6) V8-5.3L F/inj. LM7 (T) V8-6.0L F/inj. HO (N) V8-6.0L F/inj. LQ4 (U)	*XP5245	APP5245	AP5245	5245	.040	
2001 Escalade						
V8-5.3L F/inj. LM7 (T) V8-6.0L F/inj. LQ4 (U)	*XP5245	APP5245	AP5245	5245	.040	

***NOTE: O.E. Recommended Plug *REMARQUE : bouchon recommandé pour l'équipement d'origine *NOTA: Se recomienda conector del equipo original**

Se Section 9 pour les remarques en français en bas de page. Ver Sección 9 para las páginas de notas de pie de página español.

⁹⁵²⁴ Fine wire

Passenger Cars & Light Trucks 2011 - 1996



Autolite XP^{®}**
IRIDIUM
ENHANCED
.6mm FINEWIRE

Autolite[®]
DOUBLE
PLATINUM

Autolite[®]
PLATINUM &
REVOLUTION HT[®]

Autolite[®]
COPPER
CORE

GAP
ÉNCARTEMENT
ESPACIO

Autolite[®]
GLOW
PLUGS

CADILLAC TRUCK (includes light trucks, vans, SUV's) (Cont'd)

2000 Escalade

V8-5.7L F/inj. OHV (R)	XP605	*APP605 ⁹⁵²⁴	AP605	605	.060	
------------------------	-------	-------------------------	-------	-----	------	--

1999 Escalade

V8-5.7L F/inj. OHV (R)	XP605	*APP605 ⁹⁵²⁴	AP605	605	.060	
------------------------	-------	-------------------------	-------	-----	------	--

2011 CHEVROLET CAR

Aveo, Aveo 5

4-1.6L F/inj. (16V) DOHC LXT (6)	XP3923	APP3923	AP3923	*3923	.044	
4-1.6L F/inj. (16V) DOHC LXV (G)	XP5224	APP5224	AP5224	*5224	.044	

Camaro

V6-3.6L D.I. (24V) DOHC LLT (D)		*APP5683			.040	
V8-6.2L F/inj. L99 (J)	*XP5245	APP5245	AP5245	5245	.040	
V8-6.2L F/inj. LS3 (W)						

Caprice

V8-6.0L F/inj. Flex Fuel L77	*XP5245	APP5245	AP5245	5245	.040	
------------------------------	---------	---------	--------	------	------	--

Corvette

V8-6.2L F/inj. LS3 (W)	*XP5245	APP5245	AP5245	5245	.040	
V8-6.2L F/inj. LS9 SC (T)						
V8-7.0L F/inj. LS7 (E)						

Cruze

4-1.4L D.I. LUJ Turbo (9)	*XP3923	APP3923	AP3923	3923	.025	
4-1.8L D.I. LUW (H)						

Impala

V6-3.5L F/inj. Flex Fuel LZE (K)	*XP606	APP606	AP606	606	.060	
V6-3.9L F/inj. Flex Fuel LGD (M)						

Malibu

4-2.4L F/inj. (16V) DOHC Flex Fuel LE9 (U)	*XP5263	APP5263	AP5263		.043	
4-2.4L F/inj. (16V) DOHC LE5 (1)						
V6-3.6L F/inj. (24V) DOHC LY7 (7)		*APP5683			.040	

Malibu Hybrid

4-2.4L F/inj. (16V) DOHC LAT (5)	*XP5263	APP5263	AP5263		.043	
----------------------------------	---------	---------	--------	--	------	--

Volt Hybrid

4-1.4L F/inj. LUU (4)	*XP3923	APP3923	AP3923	3923	.025	
-----------------------	---------	---------	--------	------	------	--

2010 Aveo, Aveo 5

4-1.6L F/inj. (16V) DOHC LXT	XP3923	APP3923	AP3923	*3923	.044	
4-1.6L F/inj. (16V) DOHC LXV (E)	XP5224	APP5224	AP5224	*5224	.044	

Camaro

V6-3.6L F/inj. (24V) DOHC LLT (V)		*APP5683			.040	
V8-6.2L F/inj. L99 (J)	*XP5245	APP5245	AP5245	5245	.040	
V8-6.2L F/inj. LS3 (W)						

Cobalt

4-2.0L F/inj. LNF Turbo (X)	*XP5263	APP5263	AP5263		.043	
4-2.2L F/inj. (16V) DOHC LAP (H)						

Corvette

V8-6.2L F/inj. LS3 (W)	*XP5245	APP5245	AP5245	5245	.040	
V8-6.2L F/inj. LS9 SC (R)						
V8-7.0L F/inj. LS7 (E)						

Impala

V6-3.5L F/inj. Flex Fuel LZE (K)	*XP606	APP606	AP606	606	.060	
V6-3.5L F/inj. LZ4 (N)						
V6-3.9L F/inj. Flex Fuel LGD (M)						

Malibu



4-2.4L F/inj. (16V) DOHC Flex Fuel LE9 (0)	*XP5263	APP5263	AP5263		.043	
4-2.4L F/inj. (16V) DOHC LAT (5)						
4-2.4L F/inj. (16V) DOHC LE5 (B)						

*NOTE: O.E. Recommended Plug *REMARQUE : bouchon recommandé pour l'équipement d'origine *NOTA: Se recomienda conector del equipo original

See Section 9 pour les remarques en français en bas de page. Ver Sección 9 para las páginas de notas de pie de página español.

⁹⁵²⁴ Fine wire

Passenger Cars & Light Trucks 2011 - 1996

		Autolite XP^{®**} IRIDIUM ENHANCED .6mm FINEWIRE	Autolite[®] DOUBLE PLATINUM	Autolite[®] PLATINUM & REVOLUTION HT [®]	Autolite[®] COPPER CORE	GAP ÉCARTEMENT ESPACIO	Autolite[®] GLOW PLUGS
2010 CHEVROLET CAR Malibu (Cont'd)							
V6-3.5L F/inj. (24V) DOHC Flex Fuel HO (K) V6-3.5L F/inj. LZ4 (N)		*XP606	APP606	AP606	606	.060	
V6-3.6L F/inj. (24V) DOHC LY7 (7)			*APP5683			.040	
2009 Aveo, Aveo 5							
4-1.6L F/inj. (16V) DOHC LXV (E)		XP5224	APP5224	AP5224	*5224	.044	
Cobalt							
4-2.0L F/inj. LNF Turbo (X) 4-2.2L F/inj. (16V) DOHC LAP (H) 4-2.4L F/inj. (16V) DOHC LE5 HO (B)		*XP5263	APP5263	AP5263		.043	
Corvette							
V8-6.2L F/inj. LS3 (W) V8-6.2L F/inj. LS9 SC (R) V8-7.0L F/inj. LS7 (E)		*XP5245	APP5245	AP5245	5245	.040	
Impala							
V6-3.5L F/inj. Flex Fuel LZE (K) V6-3.5L F/inj. LZ4 (N) V6-3.9L F/inj. Flex Fuel LGD (M) V6-3.9L F/inj. Flex Fuel LZG (3)		*XP606	APP606	AP606	606	.060	
V8-5.3L F/inj. LS4 (C)		*XP5245	APP5245	AP5245	5245	.040	
Malibu							
4-2.4L F/inj. (16V) DOHC LE5 (B) 4-2.4L F/inj. (16V) LAT (5)		*XP5263	APP5263	AP5263		.043	
V6-3.5L F/inj. (24V) DOHC Flex Fuel HO (K) V6-3.5L F/inj. LZ4 (N)		*XP606	APP606	AP606	606	.060	
V6-3.6L F/inj. (24V) DOHC LY7 (7)		*XP5263	APP5263	AP5263		.040	
Malibu Hybrid							
4-2.4L F/inj. (16V) DOHC LAT (5)		*XP5263	APP5263	AP5263		.043	
2008 Aveo, Aveo 5							
4-1.6L F/inj. (16V) DOHC (6)		XP3923	APP3923	AP3923	*3923	.044	
Cobalt, Cobalt SS							
4-2.0L D.I. (16V) DOHC Turbo (X) 4-2.2L F/inj. (16V) DOHC L61 (Ecotec) (F) 4-2.4L F/inj. (16V) DOHC HO (B)		*XP5263	APP5263	AP5263		.043	
Corvette							
V8-6.2L F/inj. LS3 (W) V8-7.0L F/inj. LS7 (E)		*XP5245	APP5245	AP5245	5245	.040	
Epica (Canada)							
6-2.5L F/inj. (24V) DOHC (L)		*XP3923	APP3923	AP3923	3923	.044	
Impala							
V6-3.5L F/inj. OHV (N) V6-3.5L F/inj. OHV Flex Fuel (K) V6-3.9L F/inj. (R) V6-3.9L F/inj. Flex Fuel LZG (3)		*XP606	APP606	AP606	606	.060	
V8-5.3L F/inj. (C)		*XP5245	APP5245	AP5245	5245	.040	
Malibu							
4-2.2L F/inj. (16V) DOHC L61 (F) 4-2.4L F/inj. (16V) DOHC (ECOTEC) (B)		*XP5263	APP5263	AP5263		.043	
V6-3.5L F/inj. OHV (N)		*XP606	APP606	AP606	606	.060	
V6-3.6L F/inj. (24V) DOHC LY7 (7)		*XP5263	APP5263	AP5263		.040	
Malibu Hybrid							
4-2.4L F/inj. (16V) DOHC (5)		*XP5263	APP5263	AP5263		.043	
Optra (Canada)							
4-2.0L F/inj. (16V) DOHC (Z)		XP5224	APP5224	AP5224	*5224	.044	
2007 Aveo							
4-1.6L F/inj. (16V) DOHC (6)		XP3923	APP3923	AP3923	*3923	.044	

***NOTE: O.E. Recommended Plug *REMARQUE : bouchon recommandé pour l'équipement d'origine *NOTA: Se recomienda conector del equipo original**
Se Section 9 pour les remarques en français en bas de page. Ver Sección 9 para las páginas de notas de pie de página español.

Passenger Cars & Light Trucks 2011 - 1996



Autolite XP^{®}**
IRIDIUM
ENHANCED
.6mm FINEWIRE

Autolite[®]
DOUBLE
PLATINUM

Autolite[®]
PLATINUM &
REVOLUTION HT[®]

Autolite[®]
COPPER
CORE

GAP
ÉCARTEMENT
ESPACIO

Autolite[®]
GLOW
PLUGS

2007 CHEVROLET CAR (Cont'd)

Cobalt

4-2.0L F/inj. (16V) DOHC SC (P)	XP3923	*APP3923	AP3923	3923	.040	
4-2.2L F/inj. (16V) DOHC L61 (Ecotec) (F)	*XP5263	APP5263	AP5263		.040	
4-2.4L F/inj. (16V) DOHC HO (B)						

Corvette

V8-6.0L F/inj. LS2 (U)	*XP5245	APP5245	AP5245	5245	.040	
V8-7.0L F/inj. LS7 (E)						

Epica (Canada)

6-2.5L F/inj. (24V) DOHC (L)	*XP3923	APP3923	AP3923	3923	.044	
------------------------------	----------------	---------	--------	------	------	--

Impala

V6-3.5L F/inj. (N)	*XP606	APP606	AP606	606	.060	
V6-3.5L F/inj. Flex Fuel LZE (K)						
V6-3.9L F/inj. LZ9 (R)						
V8-5.3L F/inj. (C)	*XP5245	APP5245	AP5245	5245	.040	

Malibu

4-2.2L F/inj. (16V) DOHC L61 (F)	*XP5263	APP5263	AP5263		.043	
V6-3.5L F/inj. (24V) DOHC (N)	*XP606	APP606	AP606	606	.060	
V6-3.9L F/inj. LZ9 (1)						

Monte Carlo

V6-3.5L F/inj. (24V) DOHC (N)	*XP606	APP606	AP606	606	.060	
V6-3.5L F/inj. Flex Fuel LZE (K)						
V6-3.9L F/inj. LZ9 (R)						
V8-5.3L F/inj. (C)	*XP5245	APP5245	AP5245	5245	.040	

Optra (Canada)

4-2.0L F/inj. (16V) DOHC (Z)	XP5224	APP5224	AP5224	*5224	.044	
------------------------------	--------	---------	--------	--------------	------	--

2006 Aveo

4-1.6L F/inj. (16V) DOHC (6)	XP3923	APP3923	AP3923	*3923	.044	
------------------------------	--------	---------	--------	--------------	------	--

Cobalt

4-2.0L F/inj. (16V) DOHC SC (P)	XP3923	*APP3923	AP3923	3923	.040	
4-2.2L F/inj. (16V) DOHC L61 (Ecotec) (F)	XP5263	*APP5263⁹⁵²⁴	AP5263		.040	
4-2.4L F/inj. (16V) DOHC HO (B)						

Corvette

V8-6.0L F/inj. LS2 (U)	*XP5245	APP5245	AP5245	5245	.040	
V8-7.0L F/inj. LS7 (E)						

Epica (Canada)

6-2.5L F/inj. (24V) DOHC (L)	*XP3923	APP3923	AP3923	3923	.044	
------------------------------	----------------	---------	--------	------	------	--

Impala

V6-3.5L F/inj. (N)	*XP606	APP606	AP606	606	.060	
V6-3.5L F/inj. Flex Fuel LZE (K)						
V6-3.9L F/inj. LZ9 (1)						
V8-5.3L F/inj. (C)	*XP5245	APP5245	AP5245	5245	.040	

Malibu

4-2.2L F/inj. (16V) DOHC L61 (F)	XP5263	*APP5263⁹⁵²⁴	AP5263		.043	
V6-3.5L F/inj. (8)	*XP606	APP606	AP606	606	.060	
V6-3.9L F/inj. LZ9 (1)						

Monte Carlo

V6-3.5L F/inj. (N)	*XP606	APP606	AP606	606	.060	
V6-3.5L F/inj. Flex Fuel LZE (K)						
V6-3.9L F/inj. LZ9 (1)						
V8-5.3L F/inj. (C)	*XP5245	APP5245	AP5245	5245	.040	

Optra (Canada)

4-2.0L F/inj. (16V) DOHC (Z)	XP5224	APP5224	AP5224	*5224	.044	
------------------------------	--------	---------	--------	--------------	------	--

2005 Aveo

4-1.6L F/inj. (16V) DOHC (6)	XP3923	APP3923	AP3923	*3923	.044	
------------------------------	--------	---------	--------	--------------	------	--

***NOTE: O.E. Recommended Plug *REMARQUE : bouchon recommandé pour l'équipement d'origine *NOTA: Se recomienda conector del equipo original**

Se Section 9 pour les remarques en français en bas de page. Ver Sección 9 para las páginas de notas de pie de página español.

⁹⁵²⁴ Fine wire

Passenger Cars & Light Trucks 2011 - 1996



Autolite XP^{®}**
IRIDIUM
ENHANCED
.6mm FINEWIRE

Autolite[®]
DOUBLE
PLATINUM

Autolite[®]
PLATINUM &
REVOLUTION HT[®]

Autolite[®]
COPPER
CORE

GAP
ÉNCARTEMENT
ESPACIO

Autolite[®]
GLOW
PLUGS

2005 CHEVROLET CAR (Cont'd)

Cavalier

4-2.2L F/inj. (16V) DOHC Flex Fuel (6)
4-2.2L F/inj. (16V) DOHC L61 (F)

XP5263

***APP5263**⁹⁵²⁴

AP5263

.043

Cobalt

4-2.0L F/inj. (16V) DOHC SC (P)
4-2.2L F/inj. (16V) DOHC L61 (Ecotec) (F)

XP3923

***APP3923**

AP3923

3923

.040

XP5263

***APP5263**⁹⁵²⁴

AP5263

.040

Corvette

V8-6.0L F/inj. LS2 (U)

***XP5245**

APP5245

AP5245

5245

.040

Epica (Canada)

6-2.5L F/inj. (24V) DOHC (L)

***XP3923**

APP3923

AP3923

3923

.044

Impala

V6-3.4L F/inj. LA1 (E)
V6-3.8L F/inj. L36 HO (K)
V6-3.8L F/inj. L67 SC (1)

***XP606**

APP606

AP606

606

.060

Malibu

4-2.2L F/inj. (16V) DOHC L61 (F)
V6-3.5L F/inj. (8)

XP5263

***APP5263**⁹⁵²⁴

AP5263

.043

***XP606**

APP606

AP606

606

.060

Malibu Classic

4-2.2L F/inj. (16V) DOHC L61 (F)

XP5263

***APP5263**⁹⁵²⁴

AP5263

.043

Monte Carlo

V6-3.4L F/inj. LA1 (E)
V6-3.8L F/inj. L36 HO (K)
V6-3.8L F/inj. L67 SC (1)

***XP606**

APP606

AP606

606

.060

Optra (Canada)

4-2.0L F/inj. (16V) DOHC (Z)

XP5224

APP5224

AP5224

***5224**

.044

2004 Aveo

4-1.6L F/inj. (16V) DOHC (6)

XP3923

APP3923

AP3923

***3923**

.044

Cavalier

4-2.2L F/inj. (16V) DOHC Bi-Fuel CNG (6)
4-2.2L F/inj. (16V) DOHC L61 (F)

XP5263

***APP5263**⁹⁵²⁴

AP5263

.043

Corvette

V8-5.7L F/inj. LS1 (G)
V8-5.7L F/inj. LS6 (S)

***XP5245**

APP5245

AP5245

5245

.040

Epica (Canada)

6-2.5L F/inj. (24V) DOHC (L)

***XP3923**

APP3923

AP3923

3923

.044

Impala

V6-3.4L F/inj. LA1 (E)
V6-3.8L F/inj. L36 HO (K)
V6-3.8L F/inj. L67 SC (1)

***XP606**

APP606

AP606

606

.060

Malibu

4-2.2L F/inj. (16V) DOHC L61 (F)
V6-3.5L F/inj. (8)

XP5263

***APP5263**⁹⁵²⁴

AP5263

.043

***XP606**

APP606

AP606

606

.060

Malibu Classic

4-2.2L F/inj. (16V) DOHC L61 (F)

XP5263

***APP5263**⁹⁵²⁴

AP5263

.043

Monte Carlo

V6-3.4L F/inj. LA1 (E)
V6-3.8L F/inj. L36 HO (K)
V6-3.8L F/inj. L67 SC (1)

***XP606**

APP606

AP606

606

.060

Optra (Canada)

4-2.0L F/inj. (16V) DOHC (Z)

XP5224

APP5224

AP5224

***5224**

.044

2003 Cavalier

4-2.2L F/inj. (16V) DOHC Bi-Fuel CNG (6)
4-2.2L F/inj. (16V) DOHC L61 (F)

XP5263

***APP5263**⁹⁵²⁴

AP5263

.043

***NOTE: O.E. Recommended Plug *REMARQUE : bouchon recommandé pour l'équipement d'origine *NOTA: Se recomienda conector del equipo original**

Se Section 9 pour les remarques en français en bas de page. Ver Sección 9 para las páginas de notas de pie de página español.

⁹⁵²⁴ Fine wire

Passenger Cars & Light Trucks 2011 - 1996



Autolite XP^{®}**
IRIDIUM
ENHANCED
.6mm FINEWIRE

Autolite[®]
DOUBLE
PLATINUM

Autolite[®]
PLATINUM &
REVOLUTION HT[®]

Autolite[®]
COPPER
CORE

GAP
ENCARTEMENT
ESPACIO

Autolite[®]
GLOW
PLUGS

2003 CHEVROLET CAR (Cont'd)



<i>Corvette</i>						
V8-5.7L F/inj. LS1 (G) V8-5.7L F/inj. LS6 (S)	*XP5245	APP5245	AP5245	5245	.040	
<i>Impala</i>						
V6-3.4L F/inj. LA1 (E) V6-3.8L F/inj. L36 HO (K)	*XP606	APP606	AP606	606	.060	
<i>Lumina</i>						
V6-3.4L F/inj. LA1 (E) V6-3.8L F/inj. L36 HO (K)	*XP606	APP606	AP606	606	.060	
<i>Malibu</i>						
V6-3.1L F/inj. LG8 (J) V6-3.4L F/inj. LA1 (E)	*XP606	APP606	AP606	606	.060	
<i>Monte Carlo</i>						
V6-3.4L F/inj. LA1 (E) V6-3.8L F/inj. L36 HO (K)	*XP606	APP606	AP606	606	.060	
2002 Camaro						
V6-3.8L F/inj. L36 HO (K)	*XP606	APP606	AP606	606	.060	
V8-5.7L F/inj. LS1 (G)	*XP5245	APP5245	AP5245	5245	.040	
<i>Cavalier</i>						
4-2.2L F/inj. (16V) DOHC (4) 4-2.2L F/inj. (16V) DOHC Bi-Fuel CNG (4)	XP104	*APP104 ⁹⁵²⁴	AP104	104	.040	
4-2.2L F/inj. (16V) DOHC L61 (F)	XP5263	*APP5263 ⁹⁵²⁴	AP5263		.043	
4-2.4L F/inj. (16V) DOHC LD9 (T)	XP605	*APP605 ⁹⁵²⁴	AP605	605	.050	
<i>Corvette</i>						
V8-5.7L F/inj. LS1 (G) V8-5.7L F/inj. LS6 (S)	*XP5245	APP5245	AP5245	5245	.040	
<i>Impala</i>						
V6-3.4L F/inj. LA1 (E) V6-3.8L F/inj. L36 HO (K)	*XP606	APP606	AP606	606	.060	
<i>Lumina</i>						
V6-3.4L F/inj. LA1 (E)	*XP606	APP606	AP606	606	.060	
<i>Malibu</i>						
V6-3.1L F/inj. LG8 (J)	*XP606	APP606	AP606	606	.060	
<i>Monte Carlo</i>						
V6-3.4L F/inj. LA1 (E) V6-3.8L F/inj. L36 HO (K)	*XP606	APP606	AP606	606	.060	
<i>Prizm</i>						
4-1.8L F/inj. (16V) DOHC VVT-I (8)	*XP3924	APP3924	AP3924	3924	.044	
2001 Camaro						
V6-3.8L F/inj. L36 HO (K)	*XP606	APP606	AP606	606	.060	
V8-5.7L F/inj. LS1 (G)	*XP5245	APP5245	AP5245	5245	.040	
<i>Cavalier</i>						
4-2.2L F/inj. (16V) DOHC (4) 4-2.4L F/inj. (16V) DOHC LD9 (T)	XP104 XP605	*APP104 ⁹⁵²⁴ *APP605 ⁹⁵²⁴	AP104 AP605	104 605	.040 .050	
<i>Corvette</i>						
V8-5.7L F/inj. LS1 (G) V8-5.7L F/inj. LS6 (S)	*XP5245	APP5245	AP5245	5245	.040	
<i>Impala</i>						
V6-3.1L F/inj. (J) V6-3.4L F/inj. LA1 (E) V6-3.8L F/inj. L36 HO (K)	XP606 *XP606	*APP606 ⁹⁵²⁴ APP606	AP606 AP606	606 606	.060 .060	
<i>Lumina</i>						
V6-3.1L F/inj. (J) V6-3.4L F/inj. LA1 (E)	XP606	*APP606 ⁹⁵²⁴	AP606	606	.060	

*NOTE: O.E. Recommended Plug *REMARQUE : bouchon recommandé pour l'équipement d'origine *NOTA: Se recomienda conector del equipo original

Se Section 9 pour les remarques en français en bas de page. Ver Seccion 9 para las páginas de notas de pie de página español.

⁹⁵²⁴ Fine wire

Passenger Cars & Light Trucks 2011 - 1996

 	Autolite XP^{®**} IRIDIUM ENHANCED .6mm FINEWIRE	Autolite[®] DOUBLE PLATINUM	Autolite[®] PLATINUM & REVOLUTION HT [®]	Autolite[®] COPPER CORE	GAP ÉNCARTEMENT ESPACIO	Autolite[®] GLOW PLUGS
2001 CHEVROLET CAR Lumina (Cont'd)						
V6-3.8L F/inj. L36 HO (K)	*XP606	APP606	AP606	606	.060	
Malibu						
V6-3.1L F/inj. LG8 (J)	XP606	*APP606 ⁹⁵²⁴	AP606	606	.060	
Metro						
3-1.0L F/inj. (6)	XP63	APP63	AP63	*63	.042	
4-1.3L F/inj. (2)	XP3923	APP3923	AP3923	*3923	.042	
Monte Carlo						
V6-3.1L F/inj. (J)	XP606	*APP606 ⁹⁵²⁴	AP606	606	.060	
V6-3.4L F/inj. LA1 (E)						
V6-3.8L F/inj. L36 HO (K)	*XP606	APP606	AP606	606	.060	
Prizm						
4-1.8L F/inj. (16V) DOHC VVT-I (8)	*XP3924	APP3924	AP3924	3924	.044	
2000 Camaro						
V6-3.8L F/inj. L36 HO (K)	*XP606	APP606	AP606	606	.060	
V8-5.7L F/inj. LS1 (G)	*XP5245	APP5245	AP5245	5245	.040	
Cavalier						
4-2.2L F/inj. (16V) DOHC (4)	XP104	*APP104 ⁹⁵²⁴	AP104	104	.050	
4-2.2L F/inj. (16V) DOHC Bi-Fuel CNG (4)						
4-2.4L F/inj. (16V) DOHC LD9 (T)	XP605	*APP605 ⁹⁵²⁴	AP605	605	.050	
Corvette						
V8-5.7L F/inj. LS1 (G)	*XP5245	APP5245	AP5245	5245	.040	
Impala						
V6-3.1L F/inj. (J)	XP606	*APP606 ⁹⁵²⁴	AP606	606	.060	
V6-3.4L F/inj. LA1 (E)						
V6-3.8L F/inj. L36 HO (K)	*XP606	APP606	AP606	606	.060	
Lumina						
V6-3.1L F/inj. (J)	XP606	*APP606 ⁹⁵²⁴	AP606	606	.060	
V6-3.4L F/inj. LA1 (E)						
V6-3.8L F/inj. L36 HO (K)						
Malibu						
V6-3.1L F/inj. LG8 (J)	XP606	*APP606 ⁹⁵²⁴	AP606	606	.060	
Metro						
3-1.0L F/inj. (6)	XP63	APP63	AP63	*63	.042	
4-1.3L F/inj. (2)	XP3923	APP3923	AP3923	*3923	.042	
Monte Carlo						
V6-3.1L F/inj. (J)	XP606	*APP606 ⁹⁵²⁴	AP606	606	.060	
V6-3.4L F/inj. LA1 (E)						
V6-3.8L F/inj. L36 HO (K)	*XP606	APP606	AP606	606	.060	
Prizm						
4-1.8L F/inj. (16V) DOHC VVT-I (8)	*XP3924	APP3924	AP3924	3924	.044	
1999 Camaro						
V6-3.8L F/inj. HO (K)	*XP606	APP606	AP606	606	.060	
V8-5.7L F/inj. (G)	*XP5245	APP5245	AP5245	5245	.040	
Cavalier						
4-2.2L F/inj. (16V) DOHC (4)	XP104	*APP104 ⁹⁵²⁴	AP104	104	.050	
4-2.2L F/inj. (16V) DOHC Bi-Fuel CNG (4)						
4-2.4L F/inj. (16V) DOHC (T)	XP605	*APP605 ⁹⁵²⁴	AP605	605	.060	
Corvette						
V8-5.7L F/inj. (G)	*XP5245	APP5245	AP5245	5245	.040	
Lumina						
V6-3.1L F/inj. (M)	XP606	*APP606 ⁹⁵²⁴	AP606	606	.060	
V6-3.8L F/inj. HO (K)	*XP606	APP606	AP606	606	.060	

***NOTE: O.E. Recommended Plug *REMARQUE : bouchon recommandé pour l'équipement d'origine *NOTA: Se recomienda conector del equipo original**

Se Section 9 pour les remarques en français en bas de page. Ver Sección 9 para las páginas de notas de pie de página español.

⁹⁵²⁴ Fine wire

Passenger Cars & Light Trucks 2011 - 1996



Autolite XP^{®}**
IRIDIUM
ENHANCED
.6mm FINEWIRE

Autolite[®]
DOUBLE
PLATINUM

Autolite[®]
PLATINUM &
REVOLUTION HT[®]

Autolite[®]
COPPER
CORE

GAP
ÉNCARTEMENT
ESPACIO

Autolite[®]
GLOW
PLUGS

1999 CHEVROLET CAR (Cont'd)

Malibu						
4-2.4L F/inj. (16V) DOHC (T) V6-3.1L F/inj. (J) V6-3.1L F/inj. (M)	XP606	*APP606 ⁹⁵²⁴	AP606	606	.060	
Metro						
3-1.0L F/inj. (6)	XP63	APP63	AP63	*63	.044	
4-1.3L F/inj. (2)	XP3923	APP3923	AP3923	*3923	.042	
Monte Carlo						
V6-3.1L F/inj. (M)	XP606	*APP606 ⁹⁵²⁴	AP606	606	.060	
V6-3.8L F/inj. HO (K)	*XP606	APP606	AP606	606	.060	
Prizm						
4-1.8L F/inj. (16V) DOHC (8)	XP5224	APP5224	AP5224	*5224	.044	
1998 Camaro						
V6-3.8L F/inj. HO (K)	*XP606	APP606	AP606	606	.060	
V8-5.7L F/inj. (G)	XP104	*APP104 ⁹⁵²⁴	AP104	104	.050	
Cavalier						
4-2.2L F/inj. (4)	XP104	*APP104 ⁹⁵²⁴	AP104	104	.050	
4-2.4L F/inj. (16V) DOHC (T)	XP605	*APP605 ⁹⁵²⁴	AP605	605	.060	
Corvette						
V8-5.7L F/inj. (G)	XP104	*APP104 ⁹⁵²⁴	AP104	104	.050	
Lumina						
V6-3.1L F/inj. (M)	XP606	*APP606 ⁹⁵²⁴	AP606	606	.060	
V6-3.8L F/inj. HO (K)	*XP606	APP606	AP606	606	.060	
Malibu						
4-2.4L F/inj. (16V) DOHC (T)	XP605	*APP605 ⁹⁵²⁴	AP605	605	.060	
V6-3.1L F/inj. (M)	XP606	*APP606 ⁹⁵²⁴	AP606	606	.060	
Metro						
3-1.0L F/inj. (6)	XP63	APP63	AP63	*63	.042	
4-1.3L F/inj. (9)	XP3923	APP3923	AP3923	*3923	.042	
Monte Carlo						
V6-3.1L F/inj. (M)	XP606	*APP606 ⁹⁵²⁴	AP606	606	.060	
V6-3.8L F/inj. HO (K)	*XP606	APP606	AP606	606	.060	
Prizm						
4-1.6L F/inj. (16V) DOHC (6) 4-1.8L F/inj. (16V) DOHC (8)	XP5224	APP5224	AP5224	*5224	.044	
1997 Camaro						
V6-3.8L F/inj. HO (K)	*XP606	APP606	AP606	606	.060	
V8-5.7L F/inj. (P)	XP105	*APP106 ⁹⁵²⁴	AP106 ⁹³²⁹	106	.050	
Cavalier						
4-2.2L F/inj. (4)	XP5245	*APP5245	AP5245	5245	.050	
4-2.4L F/inj. (16V) DOHC (T)	XP605	*APP605 ⁹⁵²⁴	AP605	605	.060	
Corvette						
V8-5.7L F/inj. (32V) (G)	XP104	*APP104 ⁹⁵²⁴	AP104	104	.050	
Lumina						
V6-3.1L F/inj. (M)	XP606	*APP606 ⁹⁵²⁴	AP606	606	.060	
V6-3.4L F/inj. (24V) DOHC (X)	XP605	*APP605 ⁹⁵²⁴	AP605	605	.060	
Malibu						
4-2.4L F/inj. (16V) DOHC (T)	XP605	*APP605 ⁹⁵²⁴	AP605	605	.060	
V6-3.1L F/inj. (M)	XP606	*APP606 ⁹⁵²⁴	AP606	606	.060	
Monte Carlo						
V6-3.1L F/inj. (M)	XP606	*APP606 ⁹⁵²⁴	AP606	606	.060	
V6-3.4L F/inj. (24V) DOHC (X)	XP605	*APP605 ⁹⁵²⁴	AP605	605	.060	

*NOTE: O.E. Recommended Plug *REMARQUE : bouchon recommandé pour l'équipement d'origine *NOTA: Se recomienda conector del equipo original

See Section 9 pour les remarques en français en bas de page. Ver Sección 9 para las páginas de notas de pie de página español.

⁹³²⁹ Full thread; Original equipment design change ⁹⁵²⁴ Fine wire

Passenger Cars & Light Trucks 2011 - 1996

		Autolite XP^{®**} IRIDIUM ENHANCED .6mm FINEWIRE	Autolite[®] DOUBLE PLATINUM	Autolite[®] PLATINUM & REVOLUTION HT [®]	Autolite[®] COPPER CORE	GAP ÉNCARTEMIENTO ESPACIO	Autolite[®] GLOW PLUGS
---	---	--	---	---	---	---------------------------------	--

CHEVROLET CAR (Cont'd)

1996 Beretta							
4-2.2L F/inj. (4)	XP5245	*APP5245	AP5245	5245	.060		
V6-3.1L F/inj. (M)	XP606	*APP606 ⁹⁵²⁴	AP606	606	.060		
Camaro							
V6-3.8L F/inj. HO (K)	*XP606	APP606	AP606	606	.060		
V8-5.7L F/inj. (P)	XP105	*APP106 ⁹⁵²⁴	AP106 ⁹³²⁹	106	.050		
Caprice							
V8-4.3L F/inj. (W) V8-5.7L F/inj. (P)	XP105	*APP106 ⁹⁵²⁴	AP106 ⁹³²⁹	106	.050		
Cavalier							
4-2.2L F/inj. (4)	XP5245	*APP5245	AP5245	5245	.060		
4-2.4L F/inj. (16V) DOHC (T)	XP605	*APP605 ⁹⁵²⁴	AP605	605	.060		
Corsica							
4-2.2L F/inj. (4)	XP5245	*APP5245	AP5245	5245	.060		
V6-3.1L F/inj. (M)	XP606	*APP606 ⁹⁵²⁴	AP606	606	.060		
Corvette							
V8-5.7L F/inj. (32V) (5) V8-5.7L F/inj. (P)	XP105	*APP106 ⁹⁵²⁴	AP106 ⁹³²⁹	106	.050		
Impala							
V8-4.3L F/inj. (W) V8-5.7L F/inj. (P)	XP105	*APP106 ⁹⁵²⁴	AP106 ⁹³²⁹	106	.050		
Lumina							
V6-3.1L F/inj. (M)	XP606	*APP606 ⁹⁵²⁴	AP606	606	.060		
V6-3.4L F/inj. (24V) DOHC (X)	XP605	*APP605 ⁹⁵²⁴	AP605	605	.060		
Monte Carlo							
V6-3.1L F/inj. (M)	XP606	*APP606 ⁹⁵²⁴	AP606	606	.060		
V6-3.4L F/inj. (24V) DOHC (X)	XP605	*APP605 ⁹⁵²⁴	AP605	605	.060		

CATALOG NOTE

Chevrolet Truck and GMC Truck applications are listed separately in years 2000 and newer. In years 1999 and older these models have been combined and appear under Chevrolet/GMC Trucks.

2011 CHEVROLET TRUCK (Includes light trucks, vans, SUV's)

Avalanche 1500-2500							
V8-5.3L F/inj. Flex Fuel LMG (0)	*XP5245	APP5245	AP5245	5245	.040		
Colorado							
4-2.9L F/inj. LLLV (9) 5-3.7L F/inj. LLR (E)	*XP5263	APP5263	AP5263		.040		
V8-5.3L F/inj. LH9 (P)	*XP5245	APP5245	AP5245	5245	.040		
Equinox							
4-2.4L D.I. LAF (C)	*XP5263	APP5263	AP5263		.040		
V6-3.0L D.I. Flex Fuel LFW (5)		*APP5683			.040		
Express, G1500-3500 Van							
V6-4.3L F/inj. OHV LU3 (X)	*XP606	APP606	AP606	606	.060		
V8-4.8L F/inj. Flex Fuel L20 (A) V8-5.3L F/inj. Flex Fuel LMF (4) V8-6.0L F/inj. Flex Fuel L96 (G)	*XP5245	APP5245	AP5245	5245	.040		
V8-6.6L Diesel LGH Turbo (L) V8-6.6L Diesel LMM Turbo (6)							*1120 ⁷⁸⁰³
HHR							
4-2.2L F/inj. (16V) DOHC Flex Fuel LE8 (B) 4-2.2L F/inj. (16V) DOHC Flex Fuel LE8 (W) 4-2.4L F/inj. (16V) DOHC Flex Fuel LE9 (U)	*XP5263	APP5263	AP5263		.040		

***NOTE: O.E. Recommended Plug *REMARQUE : bouchon recommandé pour l'équipement d'origine *NOTA: Se recomienda conector del equipo original**

Se Section 9 pour les remarques en français en bas de page. Ver Sección 9 para las páginas de notas de pie de página español.

⁷⁸⁰³ Uses a voltage controller ⁹³²⁹ Full thread; Original equipment design change ⁹⁵²⁴ Fine wire

Passenger Cars & Light Trucks 2011 - 1996



Autolite XP^{®}**
IRIDIUM
ENHANCED
.6mm FINEWIRE

Autolite[®]
DOUBLE
PLATINUM

Autolite[®]
PLATINUM &
REVOLUTION HT[®]

Autolite[®]
COPPER
CORE

GAP
ÉNCARTEMENT
ESPACIO

Autolite[®]
GLOW
PLUGS

2011 CHEVROLET TRUCK (includes light trucks, vans, SUV's) (Cont'd)

Silverado 1500-3500

V6-4.3L F/inj. OHV LU3 (X)	*XP606	APP606	AP606	606	.060	
V8-4.8L F/inj. Flex Fuel L20 (A)	*XP5245	APP5245	AP5245	5245	.040	
V8-5.3L F/inj. Flex Fuel LC9 (3)						
V8-5.3L F/inj. Flex Fuel LMG (0)						
V8-6.0L F/inj. Flex Fuel L96 (G)						
V8-6.2L F/inj. Flex Fuel L9H (2)						
V8-6.6L Diesel LGH Turbo (L)						*1120⁷⁸⁰³
V8-6.6L Diesel LML Turbo (8)						

Silverado Hybrid

V8-6.0L F/inj. Flex Fuel LZ1 (J)	*XP5245	APP5245	AP5245	5245	.040	
----------------------------------	----------------	---------	--------	------	------	--

Suburban

V8-5.3L F/inj. Flex Fuel LC9 (3)	*XP5245	APP5245	AP5245	5245	.040	
V8-5.3L F/inj. Flex Fuel LMG (0)						
V8-6.0L F/inj. Flex Fuel L96 (G)						

Tahoe

V8-5.3L F/inj. Flex Fuel LC9 (3)	*XP5245	APP5245	AP5245	5245	.040	
V8-5.3L F/inj. Flex Fuel LMG (0)						
V8-6.0L F/inj. Flex Fuel L96 (G)						

Tahoe Hybrid

V8-6.0L F/inj. LZ1 (J)	*XP5245	APP5245	AP5245	5245	.040	
------------------------	----------------	---------	--------	------	------	--

Traverse

V6-3.6L D.I. (24V) DOHC LLT (D)		*APP5683			.040	
---------------------------------	--	-----------------	--	--	------	--

2010 Avalanche 1500-2500

V8-5.3L F/inj. Flex Fuel LMG (0)	*XP5245	APP5245	AP5245	5245	.040	
----------------------------------	----------------	---------	--------	------	------	--

Colorado

4-2.9L F/inj. LLV (9)	*XP5263	APP5263	AP5263		.040	
5-3.7L F/inj. LLR (E)						
V8-5.3L F/inj. LH9 (P)	*XP5245	APP5245	AP5245	5245	.040	

Equinox

4-2.4L D.I. LAF (W)	*XP5263	APP5263	AP5263		.040	
V6-3.0L D.I. LF1 (Y)		*APP5683			.040	

Express, G1500-3500 Van

V6-4.3L F/inj. OHV LU3 (X)	*XP606	APP606	AP606	606	.060	
V8-4.8L F/inj. Flex Fuel L20 (A)	*XP5245	APP5245	AP5245	5245	.040	
V8-5.3L F/inj. Flex Fuel LMF (4)						
V8-6.0L F/inj. Flex Fuel L96 (G)						
V8-6.6L Diesel LGH Turbo						*1120⁷⁸⁰³
V8-6.6L Diesel LMM Turbo (6)						

HHR

4-2.0L F/inj. LNF Turbo (M)	*XP5263	APP5263	AP5263		.040	
4-2.2L F/inj. (16V) DOHC Flex Fuel LE8 (B)						
4-2.4L F/inj. (16V) DOHC Flex Fuel LE9 (V)						

Silverado 1500-3500

V6-4.3L F/inj. OHV LU3 (X)	*XP606	APP606	AP606	606	.060	
V8-4.8L F/inj. Flex Fuel L20 (A)	*XP5245	APP5245	AP5245	5245	.040	
V8-5.3L F/inj. Flex Fuel LC9 (3)						
V8-5.3L F/inj. Flex Fuel LMG (0)						
V8-6.0L F/inj. Flex Fuel L96 (G)						
V8-6.0L F/inj. LY6 (K)						
V8-6.0L F/inj. LY6 (N)						
V8-6.2L F/inj. Flex Fuel L9H (2)						
V8-6.6L Diesel LMM Turbo (6)						*1120⁷⁸⁰³

Silverado Hybrid



V8-6.0L F/inj. Flex Fuel LZ1 (J)	*XP5245	APP5245	AP5245	5245	.040	
----------------------------------	----------------	---------	--------	------	------	--

***NOTE: O.E. Recommended Plug *REMARQUE: bouchon recommandé pour l'équipement d'origine *NOTA: Se recomienda conector del equipo original**

Se Section 9 pour les remarques en français en bas de page. Ver Sección 9 para las páginas de notas de pie de página español.

⁷⁸⁰³ Uses a voltage controller

Passenger Cars & Light Trucks 2011 - 1996

		Autolite XP^{®**} IRIDIUM ENHANCED .6mm FINEWIRE	Autolite[®] DOUBLE PLATINUM	Autolite[®] PLATINUM & REVOLUTION HT [®]	Autolite[®] COPPER CORE	GAP ÉNCARTEMENT ESPACIO	Autolite[®] GLOW PLUGS
2010 CHEVROLET TRUCK (includes light trucks, vans, SUV's) (Cont'd)							
Suburban							
V8-5.3L F/inj. Flex Fuel LC9 (3) V8-5.3L F/inj. Flex Fuel LMG (0) V8-6.0L F/inj. Flex Fuel L96 (G)	*XP5245	APP5245	AP5245	5245	.040		
Tahoe							
V8-5.3L F/inj. Flex Fuel LC9 (3) V8-5.3L F/inj. Flex Fuel LMG (0)	*XP5245	APP5245	AP5245	5245	.040		
Tahoe Hybrid							
V8-6.0L F/inj. LZ1 (J)	*XP5245	APP5245	AP5245	5245	.040		
Traverse							
V6-3.6L D.I. (24V) DOHC LLT (D)		*APP5683			.040		
2009 Avalanche 1500-2500							
V8-5.3L F/inj. Flex Fuel LC9 (3) V8-5.3L F/inj. Flex Fuel LMG (0) V8-5.3L F/inj. LY5 (J) V8-6.0L F/inj. L76 (Y)	*XP5245	APP5245	AP5245	5245	.040		
Colorado							
4-2.9L F/inj. (16V) DOHC LLV (9) 5-3.7L F/inj. (20V) DOHC LLR (E)	*XP5263	APP5263	AP5263		.040		
V8-5.3L F/inj. LH8 (L)	*XP5245	APP5245	AP5245	5245	.040		
Equinox							
V6-3.4L F/inj. LNJ (F)	*XP606	APP606	AP606	606	.060		
V6-3.6L F/inj. (24V) DOHC LY7 (7)	*XP5263	APP5263	AP5263		.040		
Express, G1500-3500 Van							
V6-4.3L F/inj. OHV LU3 (X)	XP605	*APP605 ⁹⁵²⁴	AP605	605	.060		
V8-4.8L F/inj. LY2 (C) V8-5.3L F/inj. Flex Fuel LMF (4) V8-5.3L F/inj. LMF (5) V8-6.0L F/inj. LY6 (K)	*XP5245	APP5245	AP5245	5245	.040		
V8-6.6L Diesel LMM Turbo (6)							*1120 ⁷⁸⁰³
HHR							
4-2.0L F/inj. (16V) DOHC Turbo (X) 4-2.2L F/inj. (16V) DOHC Flex Fuel LE8 (B) 4-2.4L F/inj. (16V) DOHC Flex Fuel LE5 (V)	*XP5263	APP5263	AP5263		.040		
Silverado 1500-3500							
V6-4.3L F/inj. OHV LU3 (X)	XP605	*APP605 ⁹⁵²⁴	AP605	605	.060		
V8-4.8L F/inj. LY2 (C) V8-5.3L F/inj. Flex Fuel LC9 (3) V8-5.3L F/inj. Flex Fuel LMG (0) V8-5.3L F/inj. LH6 (M) V8-5.3L F/inj. LY5 (J) V8-6.0L F/inj. L76 (Y) V8-6.0L F/inj. LY6 (K) V8-6.2L F/inj. Flex Fuel L9H (2) V8-6.2L F/inj. L92 HO (8)	*XP5245	APP5245	AP5245	5245	.040		
V8-6.6L Diesel LMM Turbo (6)							*1120 ⁷⁸⁰³
Silverado Hybrid							
V8-6.0L F/inj. LFA (5)	*XP5245	APP5245	AP5245	5245	.040		
Suburban							
V8-5.3L F/inj. Flex Fuel LC9 (3) V8-5.3L F/inj. Flex Fuel LMG (0) V8-5.3L F/inj. LY5 (J) V8-6.0L F/inj. L76 (Y) V8-6.0L F/inj. LY6 (K)	*XP5245	APP5245	AP5245	5245	.040		

***NOTE: O.E. Recommended Plug *REMARQUE : bouchon recommandé pour l'équipement d'origine *NOTA: Se recomienda conector del equipo original**

Se Section 9 pour les remarques en français en bas de page. Ver Seccion 9 para las páginas de notas de pie de página español.

⁷⁸⁰³ Uses a voltage controller ⁹⁵²⁴ Fine wire

Passenger Cars & Light Trucks 2011 - 1996



Autolite XP[®]**
IRIDIUM
ENHANCED
.6mm FINEWIRE

Autolite[®]
DOUBLE
PLATINUM

Autolite[®]
PLATINUM &
REVOLUTION HT[®]

Autolite[®]
COPPER
CORE

GAP
ÉCARTEMENT
ESPACIO

Autolite[®]
GLOW
PLUGS

2009 CHEVROLET TRUCK (includes light trucks, vans, SUV's) (Cont'd)

Tahoe

V8-4.8L F/inj. LY2 (C)	*XP5245	APP5245	AP5245	5245	.040	
V8-5.3L F/inj. Flex Fuel LC9 (3)						
V8-5.3L F/inj. Flex Fuel LMG (0)						
V8-5.3L F/inj. LY5 (J)						
V8-6.2L F/inj. Flex Fuel L9H (2)						

Tahoe Hybrid

V8-6.0L F/inj. LFA (5)	*XP5245	APP5245	AP5245	5245	.040	
------------------------	----------------	---------	--------	------	------	--

Trail Blazer

6-4.2L F/inj. (24V) DOHC LL8 (S)	*XP5263	APP5263	AP5263		.043	
V8-6.0L F/inj. LS2 (H)	*XP5245	APP5245	AP5245	5245	.040	

Traverse

V6-3.6L D.I. (24V) DOHC LLT (D)	*XP5263	APP5263	AP5263		.040	
---------------------------------	----------------	---------	--------	--	------	--

Uplander (Canadian)

V6-3.9L F/inj. Flex Fuel LGD (W)	*XP606	APP606	AP606	606	.060	
V6-3.9L F/inj. LZ9 (1) CAN						

2008 Avalanche 1500-2500

V8-5.3L F/inj. Flex Fuel LC9 (3)	*XP5245	APP5245	AP5245	5245	.040	
V8-5.3L F/inj. Flex Fuel LMG (0)						
V8-5.3L F/inj. LY5 (J)						
V8-6.0L F/inj. L76 (Y)						

Colorado

4-2.9L F/inj. (16V) DOHC LLV (9)	*XP5263	APP5263	AP5263		.040	
5-3.7L F/inj. (20V) DOHC LLR (E)						
V8-5.3L F/inj. LH8 (L)	*XP5245	APP5245	AP5245	5245	.040	

Equinox

V6-3.4L F/inj. OHV (F)	*XP606	APP606	AP606	606	.060	
V6-3.6L F/inj. (24V) DOHC LY7 (7)	*XP5263	APP5263	AP5263		.040	

Express, G1500-3500 Van

V6-4.3L F/inj. OHV LU3 (X)	XP605	*APP605 ⁹⁵²⁴	AP605	605	.060	
V8-4.8L F/inj. LR4 (V)	*XP5245	APP5245	AP5245	5245	.040	
V8-4.8L F/inj. LY2 (C)						
V8-5.3L F/inj. Flex Fuel (5)						
V8-5.3L F/inj. Flex Fuel LMF (4)						
V8-5.3L F/inj. Flex Fuel LMG (0)						
V8-5.3L F/inj. LM7 (T)						
V8-6.0L F/inj. LQ4 HO (U)						
V8-6.0L F/inj. LY6 (K)						
V8-6.6L Diesel LMM Turbo (6)						*1120 ⁷⁸⁰³

HHR

4-2.0L D.I. (16V) DOHC Turbo (X)	*XP5263	APP5263	AP5263		.040	
4-2.2L F/inj. (16V) DOHC (Ecotec) (D)						
4-2.4L F/inj. (16V) DOHC HO (P)						

Silverado 1500-3500



V6-4.3L F/inj. OHV LU3 (X)	XP605	*APP605 ⁹⁵²⁴	AP605	605	.060	
V8-4.8L F/inj. LY2 (C)	*XP5245	APP5245	AP5245	5245	.040	
V8-5.3L F/inj. Flex Fuel LC9 (3)						
V8-5.3L F/inj. Flex Fuel LMF (4)						
V8-5.3L F/inj. Flex Fuel LMG (0)						
V8-5.3L F/inj. LH6 (M)						
V8-5.3L F/inj. LY5 (J)						
V8-6.0L F/inj. L76 (Y)						
V8-6.0L F/inj. LFA (5)						
V8-6.0L F/inj. LY6 (K)						
V8-6.2L F/inj. L92 HO (8)						
V8-6.6L Diesel LMM Turbo (6)						*1120 ⁷⁸⁰³

***NOTE: O.E. Recommended Plug *REMARQUE : bouchon recommandé pour l'équipement d'origine *NOTA: Se recomienda conector del equipo original**

See Section 9 pour les remarques en français en bas de page. Ver Sección 9 para las páginas de notas de pie de página español.

⁷⁸⁰³ Uses a voltage controller ⁹⁵²⁴ Fine wire

Passenger Cars & Light Trucks 2011 - 1996

		Autolite XP^{®**} IRIDIUM ENHANCED .6mm FINEWIRE	Autolite[®] DOUBLE PLATINUM	Autolite[®] PLATINUM & REVOLUTION HT [®]	Autolite[®] COPPER CORE	GAP ÉNCARTEMENT ESPACIO	Autolite[®] GLOW PLUGS
2008 CHEVROLET TRUCK (includes light trucks, vans, SUV's) (Cont'd)							
<i>Silverado Hybrid</i>							
V8-5.3L F/inj. LM7 (T)		*XP5245	APP5245	AP5245	5245	.040	
<i>Suburban</i>							
V8-5.3L F/inj. Flex Fuel LC9 (3) V8-5.3L F/inj. Flex Fuel LMG (0) V8-5.3L F/inj. LY5 (J) V8-6.0L F/inj. L76 (Y) V8-6.0L F/inj. LY6 (K)		*XP5245	APP5245	AP5245	5245	.040	
<i>Tahoe</i>							
V8-4.8L F/inj. LY2 (C) V8-5.3L F/inj. Flex Fuel LMG (0) V8-5.3L F/inj. LY5 (J)		*XP5245	APP5245	AP5245	5245	.040	
<i>Tahoe Hybrid</i>							
V8-6.0L F/inj. LFA (Y)		*XP5245	APP5245	AP5245	5245	.040	
<i>Trail Blazer</i>							
6-4.2L F/inj. (24V) DOHC LL8 (S)		*XP5263	APP5263	AP5263		.043	
V8-5.3L F/inj. LH6 (M) V8-6.0L F/inj. LS2 (H)		*XP5245	APP5245	AP5245	5245	.040	
<i>Uplander</i>							
V6-3.9L F/inj. Flex Fuel LGD (W) V6-3.9L F/inj. LZ9 (1)		*XP606	APP606	AP606	606	.060	
2007 Avalanche 1500-2500							
V8-5.3L F/inj. Flex Fuel LC9 (3) V8-5.3L F/inj. Flex Fuel LMG (0) V8-5.3L F/inj. LH6 (M) V8-5.3L F/inj. LY5 (J) V8-6.0L F/inj. L76 (W) V8-6.0L F/inj. LY6 (K)		*XP5245	APP5245	AP5245	5245	.040	
<i>Colorado</i>							
4-2.9L F/inj. (16V) DOHC LLV (9) 5-3.7L F/inj. (20V) DOHC LLR (E)		*XP5263	APP5263	AP5263		.040	
<i>Equinox</i>							
V6-3.4L F/inj. OHV (F)		*XP606	APP606	AP606	606	.060	
<i>Express, G1500-3500 Van</i>							
V6-4.3L F/inj. OHV LU3 (X)		XP605	*APP605 ⁹⁵²⁴	AP605	605	.060	
V8-4.8L F/inj. LR4 (V) V8-5.3L F/inj. Flex Fuel L59 (Z) V8-5.3L F/inj. Flex Fuel LC9 (3) V8-5.3L F/inj. LM7 (T) V8-6.0L F/inj. LQ4 HO (U) V8-6.6L Diesel LLY Turbo (2) V8-6.6L Diesel LMM Turbo (6)		*XP5245	APP5245	AP5245	5245	.040	*1120 ⁷⁸⁰³
<i>HHR</i>							
4-2.2L F/inj. (16V) DOHC (Ecotec) (D) 4-2.4L F/inj. (16V) DOHC HO (P)		*XP5263	APP5263	AP5263		.040	
<i>Silverado 1500-3500</i>							
V6-4.3L F/inj. OHV LU3 (X)		XP605	*APP605 ⁹⁵²⁴	AP605	605	.060	

***NOTE: O.E. Recommended Plug *REMARQUE : bouchon recommandé pour l'équipement d'origine *NOTA: Se recomienda conector del equipo original**

Se Section 9 pour les remarques en français en bas de page. Ver Sección 9 para las páginas de notas de pie de página español.

⁷⁸⁰³ Uses a voltage controller ⁹⁵²⁴ Fine wire

Passenger Cars & Light Trucks 2011 - 1996



Autolite XP^{®}**
IRIDIUM
ENHANCED
.6mm FINEWIRE

Autolite[®]
DOUBLE
PLATINUM

Autolite[®]
PLATINUM &
REVOLUTION HT[®]

Autolite[®]
COPPER
CORE

GAP
ÉNCARTEMENT
ESPACIO

Autolite[®]
GLOW
PLUGS

2007 CHEVROLET TRUCK (includes light trucks, vans, SUV's) Silverado 1500-3500 (Cont'd)

V8-4.8L F/inj. LR4 (V)	*XP5245	APP5245	AP5245	5245	.040	
V8-4.8L F/inj. LY2 (C)						
V8-5.3L F/inj. Flex Fuel L59 (Z)						
V8-5.3L F/inj. Flex Fuel LC9 (3)						
V8-5.3L F/inj. Flex Fuel LMG (0)						
V8-5.3L F/inj. L33 HO (B)						
V8-5.3L F/inj. LH6 (M)						
V8-5.3L F/inj. LM7 (T)						
V8-5.3L F/inj. LY5 (J)						
V8-6.0L F/inj. CNG LQ9 (N)						
V8-6.0L F/inj. L76 (Y)						
V8-6.0L F/inj. LQ4 HO (U)						
V8-6.0L F/inj. LY6 (K)						
V8-6.2L F/inj. L92 HO (8)						
V8-6.6L Diesel LBZ Turbo HO (D)						*1120 ⁷⁸⁰³
V8-6.6L Diesel LMM Turbo (6)						
V8-8.1L F/inj. L18 (G)	XP5245	*APP5245	AP5245	5245	.060	

Silverado Hybrid

V8-5.3L F/inj. LM7 (T)	*XP5245	APP5245	AP5245	5245	.040	
------------------------	----------------	---------	--------	------	------	--

SSR

V8-6.0L F/inj. (H)	*XP5245	APP5245	AP5245	5245	.040	
--------------------	----------------	---------	--------	------	------	--

Suburban 1500, 2500

V6-4.3L F/inj. OHV LU3 (X)	XP605	*APP605 ⁹⁵²⁴	AP605	605	.060	
V8-4.8L F/inj. LY2 (C)	*XP5245	APP5245	AP5245	5245	.040	
V8-5.3L F/inj. Flex Fuel LC9 (3)						
V8-5.3L F/inj. Flex Fuel LMG (0)						
V8-5.3L F/inj. LH6 (M)						
V8-5.3L F/inj. LY5 (J)						
V8-6.0L F/inj. L76 (Y)						
V8-6.0L F/inj. LY6 (K)						
V8-6.2L F/inj. L92 HO (8)						
V8-6.6L Diesel LMM Turbo (6)						*1120 ⁷⁸⁰³

Tahoe

V6-4.3L F/inj. OHV LU3 (X)	XP605	*APP605	AP605	605	.060	
V8-4.8L F/inj. LY2 (C)	*XP5245	APP5245	AP5245	5245	.040	
V8-5.3L F/inj. Flex Fuel LC9 (3)						
V8-5.3L F/inj. Flex Fuel LMG (0)						
V8-5.3L F/inj. LH6 (M)						
V8-5.3L F/inj. LY5 (J)						
V8-6.0L F/inj. L76 (Y)						
V8-6.0L F/inj. LY6 (K)						
V8-6.2L F/inj. L92 HO (8)						

Trail Blazer

6-4.2L F/inj. (24V) DOHC LL8 (S)	*XP5263	APP5263	AP5263		.043	
V8-5.3L F/inj. LH6 (M)	*XP5245	APP5245	AP5245	5245	.040	
V8-6.0L F/inj. LS2 (H)						

Uplander

V6-3.9L F/inj. Flex Fuel LGD (W)	*XP606	APP606	AP606	606	.060	
V6-3.9L F/inj. LZ9 (1)						

2006 Avalanche 1500-2500

V8-5.3L F/inj. Flex Fuel L59 (Z)	*XP5245	APP5245	AP5245	5245	.040	
V8-8.1L F/inj. L18 (G)	XP5245	*APP5245	AP5245	5245	.060	

Colorado

4-2.8L F/inj. (16V) DOHC VORTEC (8)	XP5263	*APP5263 ⁹⁵²⁴	AP5263		.040	
5-3.5L F/inj. (20V) DOHC VORTEC (6)						

Equinox

V6-3.4L F/inj. OHV (F)	*XP606	APP606	AP606	606	.060	
------------------------	---------------	--------	-------	-----	------	--

***NOTE: O.E. Recommended Plug *REMARQUE : bouchon recommandé pour l'équipement d'origine *NOTA: Se recomienda conector del equipo original**

Se Section 9 pour les remarques en français en bas de page. Ver Sección 9 para las páginas de notas de pie de página español.

⁷⁸⁰³ Uses a voltage controller ⁹⁵²⁴ Fine wire

Passenger Cars & Light Trucks 2011 - 1996



Autolite XP[®]**
IRIDIUM
ENHANCED
.6mm FINEWIRE

Autolite[®]
DOUBLE
PLATINUM

Autolite[®]
PLATINUM &
REVOLUTION HT[®]

Autolite[®]
COPPER
CORE

GAP
ÉCARTEMENT
ESPACIO

Autolite[®]
GLOW
PLUGS

CHEVROLET TRUCK

2006 CHEVROLET TRUCK (includes light trucks, vans, SUV's) (Cont'd)

Express, G1500-3500 Van

V6-4.3L F/inj. OHV LU3 (X)	XP605	*APP605 ⁹⁵²⁴	AP605	605	.060	
V8-4.8L F/inj. LR4 (V) V8-5.3L F/inj. Flex Fuel L59 (Z) V8-5.3L F/inj. LM7 (T) V8-6.0L F/inj. LQ4 HO (U)	*XP5245	APP5245	AP5245	5245	.040	
V8-6.6L Diesel LB7 Turbo (2)						*1120 ⁷⁸⁰³

HHR

4-2.2L F/inj. (16V) DOHC (Ecotec) (D) 4-2.4L F/inj. (16V) DOHC HO (P)	XP5263	*APP5263 ⁹⁵²⁴	AP5263		.040	
--	--------	--------------------------	--------	--	------	--

Silverado 1500-3500

V6-4.3L F/inj. OHV LU3 (X)	XP605	*APP605 ⁹⁵²⁴	AP605	605	.060	
V8-4.8L F/inj. LR4 (V) V8-5.3L F/inj. Flex Fuel L59 (Z) V8-5.3L F/inj. HO (B) V8-5.3L F/inj. LM7 (T) V8-6.0L F/inj. CNG LQ9 (N) V8-6.0L F/inj. LQ4 HO (U)	*XP5245	APP5245	AP5245	5245	.040	
V8-6.6L Diesel Turbo HO (2) V8-6.6L Diesel Turbo HO (D)						*1120 ⁷⁸⁰³
V8-8.1L F/inj. L18 (G)	XP5245	*APP5245	AP5245	5245	.060	

Silverado Hybrid

V8-5.3L F/inj. LM7 (T)	*XP5245	APP5245	AP5245	5245	.040	
------------------------	---------	---------	--------	------	------	--

SSR

V8-6.0L F/inj. (H)	*XP5245	APP5245	AP5245	5245	.040	
--------------------	---------	---------	--------	------	------	--

Suburban 1500, 2500

V8-5.3L F/inj. Flex Fuel L59 (Z) V8-5.3L F/inj. LM7 (T) V8-6.0L F/inj. LQ4 HO (U)	*XP5245	APP5245	AP5245	5245	.040	
V8-8.1L F/inj. L18 (G)	XP5245	*APP5245	AP5245	5245	.060	

Tahoe

V8-4.8L F/inj. LR4 (V) V8-5.3L F/inj. Flex Fuel L59 (Z) V8-5.3L F/inj. LM7 (T)	*XP5245	APP5245	AP5245	5245	.040	
--	---------	---------	--------	------	------	--

Trail Blazer

6-4.2L F/inj. (24V) DOHC LL8 (S)	XP5263	*APP5263 ⁹⁵²⁴	AP5263		.043	
V8-5.3L F/inj. LH6 (M) V8-6.0L F/inj. LS2 (H)	*XP5245	APP5245	AP5245	5245	.040	

Uplander

V6-3.5L F/inj. (L) V6-3.9L F/inj. LZ9 (1)	*XP606	APP606	AP606	606	.060	
--	--------	--------	-------	-----	------	--

2005 Astro

V6-4.3L F/inj. OHV LU3 (X)	XP605	*APP605 ⁹⁵²⁴	AP605	605	.060	
----------------------------	-------	-------------------------	-------	-----	------	--

Avalanche 1500-2500

V8-5.3L F/inj. Flex Fuel L59 (Z) V8-5.3L F/inj. L33 (B) V8-5.3L F/inj. LM7 (T)	*XP5245	APP5245	AP5245	5245	.040	
V8-8.1L F/inj. L18 (G)	XP5245	*APP5245	AP5245	5245	.060	

Blazer

V6-4.3L F/inj. OHV LU3 (X)	XP605	*APP605 ⁹⁵²⁴	AP605	605	.060	
----------------------------	-------	-------------------------	-------	-----	------	--

Colorado

4-2.8L F/inj. (16V) DOHC VORTEC (8) 5-3.5L F/inj. (20V) DOHC VORTEC (6)	XP5263	*APP5263 ⁹⁵²⁴	AP5263		.040	
--	--------	--------------------------	--------	--	------	--

Equinox

V6-3.4L F/inj. OHV (F)	*XP606	APP606	AP606	606	.060	
------------------------	--------	--------	-------	-----	------	--

***NOTE: O.E. Recommended Plug *REMARQUE : bouchon recommandé pour l'équipement d'origine *NOTA: Se recomienda conector del equipo original**

Se Section 9 pour les remarques en français en bas de page. Ver Section 9 para las páginas de notas de pie de página español.

⁷⁸⁰³ Uses a voltage controller ⁹⁵²⁴ Fine wire

Passenger Cars & Light Trucks 2011 - 1996



Autolite XP[®]**
IRIDIUM
ENHANCED
.6mm FINEWIRE

Autolite[®]
DOUBLE
PLATINUM

Autolite[®]
PLATINUM &
REVOLUTION HT[®]

Autolite[®]
COPPER
CORE

GAP
ÉNCARTEMENT
ESPACIO

Autolite[®]
GLOW
PLUGS

2005 CHEVROLET TRUCK (includes light trucks, vans, SUV's) (Cont'd)

Express, G1500-3500 Van

V6-4.3L F/inj. OHV LU3 (X)	XP605	*APP605 ⁹⁵²⁴	AP605	605	.060	
V8-4.8L F/inj. LR4 (V)	*XP5245	APP5245	AP5245	5245	.040	
V8-5.3L F/inj. LM7 (T)						
V8-6.0L F/inj. CNG (U)						
V8-6.0L F/inj. LQ4 HO (U)						

Silverado 1500-3500

V6-4.3L F/inj. OHV LU3 (X)	XP605	*APP605 ⁹⁵²⁴	AP605	605	.060	
V8-4.8L F/inj. LR4 (V)	*XP5245	APP5245	AP5245	5245	.040	
V8-5.3L F/inj. Flex Fuel L59 (Z)						
V8-5.3L F/inj. L33 (B)						
V8-5.3L F/inj. LM7 (T)						
V8-6.0L F/inj. CNG (U)						
V8-6.0L F/inj. LQ4 HO (U)						
V8-8.1L F/inj. L18 (G)	XP5245	*APP5245	AP5245	5245	.060	

Silverado Hybrid

V8-5.3L F/inj. LM7 (T)	*XP5245	APP5245	AP5245	5245	.040	
------------------------	---------	---------	--------	------	------	--

SSR

V8-6.0L F/inj. (H)	*XP5245	APP5245	AP5245	5245	.040	
--------------------	---------	---------	--------	------	------	--

Suburban 1500, 2500

V8-5.3L F/inj. Flex Fuel L59 (Z)	*XP5245	APP5245	AP5245	5245	.040	
V8-5.3L F/inj. LM7 (T)						
V8-6.0L F/inj. LQ4 HO (U)						
V8-8.1L F/inj. L18 (G)	XP5245	*APP5245	AP5245	5245	.060	

Tahoe

V8-4.8L F/inj. LR4 (V)	*XP5245	APP5245	AP5245	5245	.040	
V8-5.3L F/inj. Flex Fuel L59 (Z)						
V8-5.3L F/inj. LM7 (T)						

Trail Blazer

6-4.2L F/inj. (24V) DOHC LL8 (S)	XP5263	*APP5263 ⁹⁵²⁴	AP5263		.043	
V8-5.3L F/inj. LH6 (M)	*XP5245	APP5245	AP5245	5245	.040	
V8-5.3L F/inj. LM7 (P)						

Uplander

V6-3.5L F/inj. (L)	*XP606	APP606	AP606	606	.060	
--------------------	--------	--------	-------	-----	------	--

Venture

V6-3.4L F/inj. LA1 (E)	*XP606	APP606	AP606	606	.060	
------------------------	--------	--------	-------	-----	------	--

2004 Astro

V6-4.3L F/inj. OHV LU3 (X)	XP605	*APP605 ⁹⁵²⁴	AP605	605	.060	
----------------------------	-------	-------------------------	-------	-----	------	--

Avalanche 1500-2500

V8-5.3L F/inj. Flex Fuel L59 (Z)	*XP5245	APP5245	AP5245	5245	.040	
V8-5.3L F/inj. LM7 (T)						
V8-8.1L F/inj. L18 (G)						
V8-8.1L F/inj. L18 (G)	XP5245	*APP5245	AP5245	5245	.060	

Blazer

V6-4.3L F/inj. OHV LU3 (X)	XP605	*APP605 ⁹⁵²⁴	AP605	605	.060	
----------------------------	-------	-------------------------	-------	-----	------	--

Colorado

4-2.8L F/inj. (16V) DOHC VORTEC (8)	XP5263	*APP5263 ⁹⁵²⁴	AP5263		.060	
5-3.5L F/inj. (20V) DOHC VORTEC (6)						

Express, G1500-3500 Van

V6-4.3L F/inj. OHV LU3 (X)	XP605	*APP605 ⁹⁵²⁴	AP605	605	.060	
V8-4.8L F/inj. LR4 (V)	*XP5245	APP5245	AP5245	5245	.040	
V8-5.3L F/inj. Flex Fuel L59 (Z)						
V8-5.3L F/inj. LM7 (T)						
V8-6.0L F/inj. CNG (U)						
V8-6.0L F/inj. LQ4 HO (U)						

*NOTE: O.E. Recommended Plug *REMARQUE : bouchon recommandé pour l'équipement d'origine *NOTA: Se recomienda conector del equipo original

Se Section 9 pour les remarques en français en bas de page. Ver Sección 9 para las páginas de notas de pie de página español.

⁹⁵²⁴ Fine wire

Passenger Cars & Light Trucks 2011 - 1996



Autolite XP^{®}**
IRIDIUM
ENHANCED
.6mm FINEWIRE

Autolite[®]
DOUBLE
PLATINUM

Autolite[®]
PLATINUM &
REVOLUTION HT[®]

Autolite[®]
COPPER
CORE

GAP
ÉNCARTEMENT
ESPACIO

Autolite[®]
GLOW
PLUGS

CHEVROLET TRUCK

2004 CHEVROLET TRUCK (includes light trucks, vans, SUV's) (Cont'd)

RV Cutaway Chassis

V8-6.0L F/inj. Flex Fuel LQ9 (N)	*XP5245	APP5245	AP5245	5245	.040	
V8-6.0L F/inj. LQ4 (U)						
V8-6.6L Diesel LB7 Turbo (1)						*1113
V8-8.1L F/inj. L18 (G)	XP5245	*APP5245	AP5245	5245	.060	

S10

V6-4.3L F/inj. OHV LU3 (X)	XP605	*APP605 ⁹⁵²⁴	AP605	605	.060	
----------------------------	-------	--------------------------------	-------	-----	------	--

Silverado 1500-3500

V6-4.3L F/inj. OHV LU3 (X)	XP605	*APP605 ⁹⁵²⁴	AP605	605	.060	
V8-4.8L F/inj. LR4 (V)	*XP5245	APP5245	AP5245	5245	.040	
V8-5.3L F/inj. Flex Fuel L59 (Z)						
V8-5.3L F/inj. LM7 (T)						
V8-6.0L F/inj. CNG (U)						
V8-6.0L F/inj. Flex Fuel LQ9 (N)						
V8-6.0L F/inj. LQ4 (U)						
V8-6.0L F/inj. VORTEC HO						
V8-6.6L Diesel LB7 Turbo (1)						*1113
V8-8.1L F/inj. L18 (G)	XP5245	*APP5245	AP5245	5245	.060	

Silverado Hybrid

V8-5.3L F/inj. LM7 (T)	*XP5245	APP5245	AP5245	5245	.040	
------------------------	----------------	---------	--------	------	------	--

SSR

V8-5.3L F/inj. VORTEC (T)	*XP5245	APP5245	AP5245	5245	.040	
---------------------------	----------------	---------	--------	------	------	--

Suburban 1500, 2500

V8-5.3L F/inj. Flex Fuel L59 (Z)	*XP5245	APP5245	AP5245	5245	.040	
V8-5.3L F/inj. LM7 (T)						
V8-6.0L F/inj. LQ4 (U)						
V8-8.1L F/inj. L18 (G)	XP5245	*APP5245	AP5245	5245	.060	

Tahoe

V8-4.8L F/inj. LR4 (V)	*XP5245	APP5245	AP5245	5245	.040	
V8-5.3L F/inj. Flex Fuel L59 (Z)						
V8-5.3L F/inj. LM7 (T)						

Tracker

V6-2.5L F/inj. (24V) DOHC LE8 (4)	*XP3924	APP3924	AP3924	3924	.044	
-----------------------------------	----------------	---------	--------	------	------	--

Trail Blazer

6-4.2L F/inj. (24V) DOHC LL8 (S)	XP5263	*APP5263 ⁹⁵²⁴	AP5263		.043	
V8-5.3L F/inj. LM7 (P)	*XP5245	APP5245	AP5245	5245	.040	

Venture

V6-3.4L F/inj. LA1 (E)	*XP606	APP606	AP606	606	.060	
------------------------	---------------	--------	-------	-----	------	--

2003 Astro

V6-4.3L F/inj. OHV LU3 (X)	XP605	*APP605 ⁹⁵²⁴	AP605	605	.060	
----------------------------	-------	--------------------------------	-------	-----	------	--

Avalanche 1500-2500

V8-5.3L F/inj. Flex Fuel L59 (Z)	*XP5245	APP5245	AP5245	5245	.040	
V8-5.3L F/inj. LM7 (T)						
V8-8.1L F/inj. L18 (G)	XP5245	*APP5245	AP5245	5245	.060	

Blazer

V6-4.3L F/inj. OHV LU3 (X)	XP605	*APP605 ⁹⁵²⁴	AP605	605	.060	
----------------------------	-------	--------------------------------	-------	-----	------	--

Express, G1500-3500 Van

V6-4.3L F/inj. OHV LU3 (X)	XP605	*APP605 ⁹⁵²⁴	AP605	605	.060	
V8-4.8L F/inj. LR4 (V)	*XP5245	APP5245	AP5245	5245	.040	
V8-5.3L F/inj. LM7 (T)						
V8-5.7L F/inj. L31 (R)	XP605	*APP605 ⁹⁵²⁴	AP605	605	.060	
V8-6.0L F/inj. CNG (U)	*XP5245	APP5245	AP5245	5245	.040	
V8-6.0L F/inj. Flex Fuel LQ9 (N)						
V8-6.0L F/inj. LQ4 HO (U)						
V8-6.5L Diesel L65 Turbo HO (F)						*1112

***NOTE: O.E. Recommended Plug *REMARQUE : bouchon recommandé pour l'équipement d'origine *NOTA: Se recomienda conector del equipo original**

Se Section 9 pour les remarques en français en bas de page. Ver Sección 9 para las páginas de notas de pie de página español.

⁹⁵²⁴ Fine wire

Passenger Cars & Light Trucks 2011 - 1996



Autolite XP[®]**
IRIDIUM
ENHANCED
.6mm FINEWIRE

Autolite[®]
DOUBLE
PLATINUM

Autolite[®]
PLATINUM &
REVOLUTION HT[®]

Autolite[®]
COPPER
CORE

GAP
ÉNCARTEMIO
ESPACIO

Autolite[®]
GLOW
PLUGS

2003 CHEVROLET TRUCK (includes light trucks, vans, SUV's) (Cont'd)

RV Cutaway Chassis

V8-6.0L F/inj. Flex Fuel LQ9 (N) V8-6.0L F/inj. LQ4 (U)	*XP5245	APP5245	AP5245	5245	.040	
V8-8.1L F/inj. L18 (G)	XP5245	*APP5245	AP5245	5245	.060	

S10

4-2.2L F/inj. (4) 4-2.2L F/inj. L43 (5)	XP104	*APP104 ⁹⁵²⁴	AP104	104	.040	
V6-4.3L F/inj. OHV LU3 (X)	XP605	*APP605 ⁹⁵²⁴	AP605	605	.060	

Silverado 1500-3500

V6-4.3L F/inj. OHV LU3 (X)	XP605	*APP605 ⁹⁵²⁴	AP605	605	.060	
V8-4.8L F/inj. LR4 (V) V8-5.3L F/inj. Flex Fuel L59 (Z) V8-5.3L F/inj. LM7 (T) V8-6.0L F/inj. CNG (U) V8-6.0L F/inj. Flex Fuel LQ9 (N) V8-6.0L F/inj. LQ4 (U)	*XP5245	APP5245	AP5245	5245	.040	
V8-6.6L Diesel LB7 Turbo (1)						*1113
V8-8.1L F/inj. L18 (G)	XP5245	*APP5245	AP5245	5245	.060	

SSR

V8-5.3L F/inj. VORTEC (P)	*XP5245	APP5245	AP5245	5245	.040	
---------------------------	----------------	---------	--------	------	------	--

Suburban 1500, 2500

V8-5.3L F/inj. Flex Fuel L59 (Z) V8-5.3L F/inj. LM7 (T) V8-6.0L F/inj. LQ4 (U)	*XP5245	APP5245	AP5245	5245	.040	
V8-8.1L F/inj. L18 (G)	XP5245	*APP5245	AP5245	5245	.060	

Tahoe

V8-4.8L F/inj. LR4 (V) V8-5.3L F/inj. Flex Fuel L59 (Z) V8-5.3L F/inj. LM7 (T)	*XP5245	APP5245	AP5245	5245	.040	
--	----------------	---------	--------	------	------	--

Tracker

4-2.0L F/inj. (16V) DOHC L34 (C) V6-2.5L F/inj. (24V) DOHC LE8 (4)	*XP3924	APP3924	AP3924	3924	.044	
---	----------------	---------	--------	------	------	--

Trail Blazer

6-4.2L F/inj. (24V) DOHC LL8 (S)	XP5263	*APP5263 ⁹⁵²⁴	AP5263		.043	
V8-5.3L F/inj. LM7 (P)	*XP5245	APP5245	AP5245	5245	.040	

Venture

V6-3.4L F/inj. LA1 (E)	*XP606	APP606	AP606	606	.060	
------------------------	---------------	--------	-------	-----	------	--

2002 Astro

V6-4.3L F/inj. OHV LU3 (X)	XP605	*APP605 ⁹⁵²⁴	AP605	605	.060	
----------------------------	-------	--------------------------------	-------	-----	------	--

Avalanche 1500-2500

V8-5.3L F/inj. Flex Fuel L59 (6) V8-5.3L F/inj. LM7 (T)	*XP5245	APP5245	AP5245	5245	.040	
V8-8.1L F/inj. L18 (G)	XP5245	*APP5245	AP5245	5245	.060	

Blazer

6-4.2L F/inj. (24V) DOHC LL8 (S)	*XP5263	APP5263	AP5263		.049	
V6-4.3L F/inj. OHV L35 (W)	XP605	*APP605 ⁹⁵²⁴	AP605	605	.060	

Express, G1500-3500 Van

V6-4.3L F/inj. L35 (W) V8-5.0L F/inj. L30 (M) V8-5.7L F/inj. Bi-Fuel CNG (R) V8-5.7L F/inj. L31 (R)	XP605	*APP605 ⁹⁵²⁴	AP605	605	.060	
V8-6.5L Diesel L65 Turbo HO (F)						*1112
V8-8.1L F/inj. L18 (G)	XP5245	*APP5245	AP5245	5245	.060	

RV Cutaway Chassis

V8-5.7L F/inj. L31 (R)	XP605	*APP605 ⁹⁵²⁴	AP605	605	.060	
------------------------	-------	--------------------------------	-------	-----	------	--

***NOTE: O.E. Recommended Plug *REMARQUE : bouchon recommandé pour l'équipement d'origine *NOTA: Se recomienda conector del equipo original**

Se Section 9 pour les remarques en français en bas de page. Ver Seccion 9 para las páginas de notas de pie de página español.

⁹⁵²⁴ Fine wire

Passenger Cars & Light Trucks 2011 - 1996



Autolite XP^{®}**
IRIDIUM
ENHANCED
.6mm FINEWIRE

Autolite[®]
DOUBLE
PLATINUM

Autolite[®]
PLATINUM &
REVOLUTION HT[®]

Autolite[®]
COPPER
CORE

GAP
ÉNCARTEMENT
ESPACIO

Autolite[®]
GLOW
PLUGS

CHEVROLET TRUCK

2002 CHEVROLET TRUCK (includes light trucks, vans, SUV's) RV Cutaway Chassis (Cont'd)

V8-6.5L Diesel L65 Turbo HO (F)						*1112
V8-8.1L F/inj. L18 (G)	XP5245	*APP5245	AP5245	5245	.060	
S10						
4-2.2L F/inj. (4)	XP104	*APP104 ⁹⁵²⁴	AP104	104	.040	
4-2.2L F/inj. L43 (5)						
6-4.2L F/inj. (24V) DOHC LL8 (S)	*XP5263	APP5263	AP5263		.049	
V6-4.3L F/inj. OHV L35 (W)	XP605	*APP605 ⁹⁵²⁴	AP605	605	.060	
Silverado 1500-3500						
V6-4.3L F/inj. OHV L35 (W)	XP605	*APP605 ⁹⁵²⁴	AP605	605	.060	
V6-4.3L F/inj. OHV LU3 (X)						
V8-4.8L F/inj. LR4 (V)	*XP5245	APP5245	AP5245	5245	.040	
V8-5.3L F/inj. Flex Fuel L59 (Z)						
V8-5.3L F/inj. LM7 (T)						
V8-6.0L F/inj. Bi-Fuel CNG (U)	*XP5245	APP5245	AP5245	5245	.060 .040	
V8-6.0L F/inj. CNG (U)	*XP5245	APP5245	AP5245	5245	.040	
V8-6.0L F/inj. Flex Fuel LQ9 (N)						
V8-6.0L F/inj. LQ4 (U)						
V8-6.6L Diesel LB7 Turbo (1)						*1113
V8-8.1L F/inj. L18 (G)	XP5245	*APP5245	AP5245	5245	.060	
Suburban 1500, 2500						
V8-4.8L F/inj. LR4 (V)	*XP5245	APP5245	AP5245	5245	.040	
V8-5.3L F/inj. Flex Fuel L59 (Z)						
V8-5.3L F/inj. LM7 (T)						
V8-5.3L F/inj. LM7 (Z)						
V8-6.0L F/inj. LQ4 (U)						
V8-8.1L F/inj. L18 (G)	XP5245	*APP5245	AP5245	5245	.060	
Tahoe						
V6-4.3L F/inj. L35 (W)	XP605	*APP605 ⁹⁵²⁴	AP605	605	.060	
V6-4.3L F/inj. OHV LU3 (X)						
V8-4.8L F/inj. LR4 (V)	*XP5245	APP5245	AP5245	5245	.040	
V8-5.3L F/inj. Flex Fuel L59 (Z)						
V8-5.3L F/inj. LM7 (T)						
V8-6.0L F/inj. LQ4 (U)						
Tracker						
4-1.6L F/inj. (6) CAN	*XP3924	APP3924	AP3924	3924	.044	
4-2.0L F/inj. (16V) DOHC L34 (C)						
V6-2.5L F/inj. (24V) DOHC LE8 (4)						
Trail Blazer						
6-4.2L F/inj. (24V) DOHC LL8 (S)	*XP5263	APP5263	AP5263		.049	
Venture						
V6-3.4L F/inj. LA1 (E)	*XP606	APP606	AP606	606	.060	
2001 Astro						
V6-4.3L F/inj. OHV L35 (W)	XP605	*APP605 ⁹⁵²⁴	AP605	605	.060	
Blazer						
4-2.2L F/inj. L43 (5)	XP104	*APP104 ⁹⁵²⁴	AP104	104	.040	
V6-4.3L F/inj. (W)	XP605	*APP605 ⁹⁵²⁴	AP605	605	.060	
Express, G1500-3500 Van						
V6-4.3L F/inj. L35 (W)	XP605	*APP605 ⁹⁵²⁴	AP605	605	.060	
V8-5.0L F/inj. L30 (M)						
V8-5.7L F/inj. CNG (R)	XP104	*APP104 ⁹⁵²⁴	AP104	104	.040	
V8-5.7L F/inj. L31 (R)	XP605	*APP605 ⁹⁵²⁴	AP605	605	.060	
V8-6.5L Diesel L65 Turbo HO (F)						*1110 ²⁴²³ *1112 ²⁴¹⁶
V8-8.1L F/inj. L18 (G)	XP5245	*APP5245	AP5245	5245	.060	

***NOTE: O.E. Recommended Plug *REMARQUE : bouchon recommandé pour l'équipement d'origine *NOTA: Se recomienda conector del equipo original**

Se Section 9 pour les remarques en français en bas de page. Ver Sección 9 para las páginas de notas de pie de página español.

2416 Fast start 2423 Normal start 9524 Fine wire

Passenger Cars & Light Trucks 2011 - 1996



Autolite XP[®]**
IRIDIUM
ENHANCED
.6mm FINEWIRE

Autolite[®]
DOUBLE
PLATINUM

Autolite[®]
PLATINUM &
REVOLUTION HT[®]

Autolite[®]
COPPER
CORE

GAP
ÉCARTEMENT
ESPACIO

Autolite[®]
GLOW
PLUGS

2001 CHEVROLET TRUCK (includes light trucks, vans, SUV's) (Cont'd)

RV Cutaway Chassis

V8-6.5L Diesel L65 Turbo HO (F)						*1110 2423 *1112 2416
V8-8.1L F/inj. L18 (G)	XP5245	*APP5245	AP5245	5245	.060	

S10

4-2.2L F/inj. (4) 4-2.2L F/inj. L43 (5)	XP104	*APP104 9524	AP104	104	.040	
V6-4.3L F/inj. OHV L35 (W)	XP605	*APP605 9524	AP605	605	.060	

Silverado 1500-3500

V6-4.3L F/inj. OHV L35 (W)	XP605	*APP605 9524	AP605	605	.060	
V8-4.8L F/inj. LR4 (V) V8-5.3L F/inj. LM7 (T) V8-6.0L F/inj. LQ4 (U)	*XP5245	APP5245	AP5245	5245	.040	
V8-6.6L Diesel LB7 Turbo (1) V8-8.1L F/inj. L18 (G)	XP5245	*APP5245	AP5245	5245	.060	*1113

Suburban 1500, 2500

V8-4.8L F/inj. LR4 (V) V8-5.3L F/inj. (T) V8-6.0L F/inj. LQ4 (U)	*XP5245	APP5245	AP5245	5245	.040	
V8-8.1L F/inj. L18 (G)	XP5245	*APP5245	AP5245	5245	.060	

Tahoe

V8-4.8L F/inj. LR4 (V) V8-5.3L F/inj. LM7 (T)	*XP5245	APP5245	AP5245	5245	.040	
V8-5.7L F/inj. (R) V8-6.0L F/inj. LQ4 (U)	XP605 *XP5245	*APP605 9524 APP5245	AP605 AP5245	605 5245	.060 .040	

Tracker

4-1.6L F/inj. (6) CAN 4-2.0L F/inj. (16V) DOHC L34 (C) V6-2.5L F/inj. (24V) DOHC LE8 (4)	*XP3924	APP3924	AP3924	3924	.044	
--	----------------	---------	--------	------	------	--

Venture

V6-3.4L F/inj. LA1 (E)	XP606	*APP606 9524	AP606	606	.060	
------------------------	-------	---------------------	-------	-----	------	--

2000 Astro

V6-4.3L F/inj. OHV L35 (W)	XP605	*APP605 9524	AP605	605	.060	
----------------------------	-------	---------------------	-------	-----	------	--

Blazer

4-2.2L F/inj. L43 (5) V6-4.3L F/inj. (W)	XP104 XP605	*APP104 *APP605 9524	AP104 AP605	104 605	.040 .060	
---	----------------	---------------------------------------	----------------	------------	--------------	--

C1500-3500 2WD Pickup

V8-5.7L F/inj. (R) V8-5.7L F/inj. CNG (R) V8-6.5L Diesel Turbo HO (F)	XP605 XP104	*APP605 9524 *APP104 9524	AP605 AP104	605 104	.060 .040	*1110 2423 *1112 2416
V8-7.4L F/inj. (J)	XP605	*APP605 9524	AP605	605	.060	

Express, G1500-3500 Van

V6-4.3L F/inj. L35 (W) V8-5.0L F/inj. L30 (M) V8-5.7L F/inj. L31 (R) V8-6.5L Diesel L65 Turbo HO (F)	XP605	*APP605 9524	AP605	605	.060	*1110 2423 *1112 2416
V8-7.4L F/inj. (J)	XP605	*APP605 9524	AP605	605	.060	

K2500-3500 4WD Pickup


V8-5.0L F/inj. (M) V8-5.7L F/inj. (R) V8-5.7L F/inj. CNG (R) V8-6.0L F/inj. (U)	XP605	*APP605 9524	AP605	605	.060	
	XP104	*APP104 9524	AP104	104	.040	
	*XP5245	APP5245	AP5245	5245	.040	

***NOTE: O.E. Recommended Plug *REMARQUE : bouchon recommandé pour l'équipement d'origine *NOTA: Se recomienda conector del equipo original**

Se Section 9 pour les remarques en français en bas de page. Ver Sección 9 para las páginas de notas de pie de página español.

2416 Fast start 2423 Normal start 9524 Fine wire

Passenger Cars & Light Trucks 2011 - 1996

		Autolite XP^{®**} IRIDIUM ENHANCED .6mm FINEWIRE	Autolite[®] DOUBLE PLATINUM	Autolite[®] PLATINUM & REVOLUTION HT [®]	Autolite[®] COPPER CORE	GAP ÉNCARTEMENT ESPACIO	Autolite[®] GLOW PLUGS
2000 CHEVROLET TRUCK (includes light trucks, vans, SUV's) <i>K2500-3500 4WD Pickup (Cont'd)</i>							
V8-6.5L Diesel L65 Turbo HO (F)							*1110 ²⁴²³ *1112 ²⁴¹⁶
V8-7.4L F/inj. (J)	XP605	*APP605 ⁹⁵²⁴	AP605	605	.060		
<i>P2500-3500 Delivery Van</i>							
V8-5.7L F/inj. (R)	XP605	*APP605 ⁹⁵²⁴	AP605	605	.060		
V8-6.5L Diesel L65 Turbo HO (F)							*1110 ²⁴²³ *1112 ²⁴¹⁶
V8-7.4L F/inj. (J)	XP605	*APP605 ⁹⁵²⁴	AP605	605	.060		
<i>S10</i>							
4-2.2L F/inj. (4) 4-2.2L F/inj. L43 (5)	XP104	*APP104 ⁹⁵²⁴	AP104	104	.040		
V6-4.3L F/inj. OHV L35 (W)	XP605	*APP605 ⁹⁵²⁴	AP605	605	.060		
<i>Silverado 1500-3500</i>							
V6-4.3L F/inj. OHV L35 (W)	XP605	*APP605 ⁹⁵²⁴	AP605	605	.060		
V8-4.8L F/inj. LR4 (V) V8-5.3L F/inj. LM7 (T) V8-6.0L F/inj. LQ4 (U)	*XP5245	APP5245	AP5245	5245	.040		
V8-6.6L Diesel LB7 Turbo (1)							*1113
<i>Suburban 1500, 2500</i>							
V8-5.3L F/inj. (T) V8-6.0L F/inj. LQ4 (U)	*XP5245	APP5245	AP5245	5245	.040		
<i>Tahoe</i>							
V8-4.8L F/inj. LR4 (V) V8-5.3L F/inj. LM7 (T)	*XP5245	APP5245	AP5245	5245	.040		
V8-5.7L F/inj. (R)	XP605	*APP605 ⁹⁵²⁴	AP605	605	.060		
V8-6.0L F/inj. LQ4 (U)	*XP5245	APP5245	AP5245	5245	.040		
<i>Tracker</i>							
4-1.6L F/inj. (16V) DOHC (6) 4-2.0L F/inj. (16V) DOHC L34 (C)	*XP3924	APP3924	AP3924	3924	.044		
<i>Venture</i>							
V6-3.4L F/inj. LA1 (E)	XP606	*APP606 ⁹⁵²⁴	AP606	606	.060		
1999 CHEVROLET/GMC TRUCK (includes light trucks, vans, SUV's)							
<i>Astro, Safari</i>							
V6-4.3L F/inj. (W)	XP605	*APP605 ⁹⁵²⁴	AP605	605	.060		
<i>Blazer, Jimmy</i>							
V6-4.3L F/inj. (W)	XP605	*APP605 ⁹⁵²⁴	AP605	605	.060		
<i>C1500-3500 2WD Pickup, Suburban 2WD</i>							
V6-4.3L F/inj. (W)	XP605	*APP605 ⁹⁵²⁴	AP605	605	.060		
V8-4.8L F/inj. (V)	*XP5245	APP5245	AP5245	5245	.040		
V8-5.0L F/inj. (M)	XP605	*APP605 ⁹⁵²⁴	AP605	605	.060		
V8-5.3L F/inj. (T)	*XP5245	APP5245	AP5245	5245	.040		
V8-5.7L F/inj. (R)	XP605	*APP605 ⁹⁵²⁴	AP605	605	.060		
V8-5.7L F/inj. CNG (R)	XP104	*APP104 ⁹⁵²⁴	AP104	104	.040		
V8-6.0L F/inj. (U)	*XP5245	APP5245	AP5245	5245	.040		
V8-6.5L Diesel Turbo (S) V8-6.5L Diesel Turbo HO (F)							*1110 ²⁴²³ *1112 ²⁴¹⁶
V8-7.4L F/inj. (J)	XP605	*APP605 ⁹⁵²⁴	AP605	605	.060		
<i>Express, Savana, G1500-3500 Van</i>							
V6-4.3L F/inj. (W) V8-5.0L F/inj. (M) V8-5.7L F/inj. (R)	XP605	*APP605 ⁹⁵²⁴	AP605	605	.060		
V8-6.5L Diesel Turbo HO (F)							*1110 ²⁴²³ *1112 ²⁴¹⁶
V8-7.4L F/inj. (J)	XP605	*APP605 ⁹⁵²⁴	AP605	605	.060		

*NOTE: O.E. Recommended Plug *REMARQUE : bouchon recommandé pour l'équipement d'origine *NOTA: Se recomienda conector del equipo original

Se Section 9 pour les remarques en français en bas de page. Ver Sección 9 para las páginas de notas de pie de página español.

2416 Fast start 2423 Normal start 9524 Fine wire

Passenger Cars & Light Trucks 2011 - 1996



Autolite XP[®]**
IRIDIUM
ENHANCED
.6mm FINEWIRE

Autolite[®]
DOUBLE
PLATINUM

Autolite[®]
PLATINUM &
REVOLUTION HT[®]

Autolite[®]
COPPER
CORE

GAP
ÉNCARTEMENT
ESPACIO

Autolite[®]
GLOW
PLUGS

1999 CHEVROLET/GMC TRUCK (includes light trucks, vans, SUV's) (Cont'd)

K1500-3500 4WD Pickup, Suburban 4WD

V8-5.0L F/inj. (M)	XP605	*APP605 ⁹⁵²⁴	AP605	605	.060	
V8-5.3L F/inj. (T)	*XP5245	APP5245	AP5245	5245	.040	
V8-5.7L F/inj. (R)	XP605	*APP605 ⁹⁵²⁴	AP605	605	.060	
V8-5.7L F/inj. CNG (R)	XP104	*APP104 ⁹⁵²⁴	AP104	104	.040	
V8-6.5L Diesel Turbo (S)						*1110 ²⁴²³
V8-6.5L Diesel Turbo HO (F)						*1112 ²⁴¹⁶
V8-7.4L F/inj. (J)	XP605	*APP605 ⁹⁵²⁴	AP605	605	.060	

P2500-3500 Delivery Van

V6-4.3L F/inj. (W)	XP605	*APP605 ⁹⁵²⁴	AP605	605	.060	
V8-5.7L F/inj. (R)						
V8-6.5L Diesel (Y)						*1110 ²⁴²³
V8-6.5L Diesel Turbo HO (F)						*1112 ²⁴¹⁶
V8-7.4L F/inj. (B)	XP605	*APP605 ⁹⁵²⁴	AP605	605	.060	
V8-7.4L F/inj. (J)						

S10/T10, S15/T15, Sonoma, Pickup

4-2.2L F/inj. (4)	XP104	*APP104 ⁹⁵²⁴	AP104	104	.040	
V6-4.3L F/inj. (W)	XP605	*APP605 ⁹⁵²⁴	AP605	605	.060	
V6-4.3L F/inj. (X)						

Silverado 1500-3500

V6-4.3L F/inj. (W)	XP605	*APP605 ⁹⁵²⁴	AP605	605	.060	
V8-4.8L F/inj. LR4 (V)	*XP5245	APP5245	AP5245	5245	.040	
V8-5.3L F/inj. Flex Fuel L59 (Z)						
V8-5.3L F/inj. LM7 (T)						
V8-6.0L F/inj. Flex Fuel LQ9 (N)						
V8-6.0L F/inj. LQ4 (U)						
V8-6.6L Diesel LB7 Turbo (1)						*1113
V8-8.1L F/inj. L18 (G)	XP5245	*APP5245	AP5245	5245	.060	

Tahoe, Yukon/Denali

V8-5.7L F/inj. (R)	XP605	*APP605 ⁹⁵²⁴	AP605	605	.060	
V8-6.5L Diesel Turbo (S)						*1110 ²⁴²³ *1112 ²⁴¹⁶

Tracker

4-1.6L F/inj. (16V) DOHC (6)	XP3923	APP3923	AP3923	*3923	.044	
4-2.0L F/inj. (16V) DOHC L34 (C)						

Venture

V6-3.4L F/inj. (E)	XP606	*APP606 ⁹⁵²⁴	AP606	606	.060	
--------------------	-------	-------------------------	-------	-----	------	--

1998 Astro, Safari

V6-4.3L F/inj. (W)	XP605	*APP605 ⁹⁵²⁴	AP605	605	.060	
--------------------	-------	-------------------------	-------	-----	------	--

Blazer, Jimmy

V6-4.3L F/inj. (W)	XP605	*APP605 ⁹⁵²⁴	AP605	605	.060	
--------------------	-------	-------------------------	-------	-----	------	--

C1500-3500 2WD Pickup, Suburban 2WD

V6-4.3L F/inj. (W)	XP605	*APP605 ⁹⁵²⁴	AP605	605	.060	
V8-5.0L F/inj. (M)						
V8-5.7L F/inj. (R)						
V8-5.7L F/inj. CNG (R)	XP104	*APP104 ⁹⁵²⁴	AP104	104	.040	
V8-6.5L Diesel Turbo (S)						*1110 ²⁴²³
V8-6.5L Diesel Turbo HO (F)						*1112 ²⁴¹⁶
V8-7.4L F/inj. (J)	XP605	*APP605 ⁹⁵²⁴	AP605	605	.060	

Express, Savana, G1500-3500 Van



V6-4.3L F/inj. (W)	XP605	*APP605 ⁹⁵²⁴	AP605	605	.060	
V8-5.0L F/inj. (M)						
V8-5.7L F/inj. (R)						
V8-6.5L Diesel Turbo HO (F)						*1110 ²⁴²³ *1112 ²⁴¹⁶

*NOTE: O.E. Recommended Plug *REMARQUE : bouchon recommandé pour l'équipement d'origine *NOTA: Se recomienda conector del equipo original

Se Section 9 pour les remarques en français en bas de page. Ver Seccion 9 para las páginas de notas de pie de página español.

2416 Fast start 2423 Normal start 9524 Fine wire

Passenger Cars & Light Trucks 2011 - 1996

		Autolite XP^{®**} IRIDIUM ENHANCED .6mm FINEWIRE	Autolite[®] DOUBLE PLATINUM	Autolite[®] PLATINUM & REVOLUTION HT [®]	Autolite[®] COPPER CORE	GAP ÉNCARTEMENT ESPACIO	Autolite[®] GLOW PLUGS
1998 CHEVROLET/GMC TRUCK (includes light trucks, vans, SUV's) <i>Express, Savana, G1500-3500 Van (Cont'd)</i>							
V8-7.4L F/inj. (J)		XP605	*APP605 ⁹⁵²⁴	AP605	605	.060	
K1500-3500 4WD Pickup, Suburban 4WD							
V6-4.3L F/inj. (W) V8-5.0L F/inj. (M) V8-5.7L F/inj. (R)		XP605	*APP605 ⁹⁵²⁴	AP605	605	.060	
V8-5.7L F/inj. CNG (R)		XP104	*APP104 ⁹⁵²⁴	AP104	104	.040	
V8-6.5L Diesel Turbo (S) V8-6.5L Diesel Turbo HO (F)							*1110 ²⁴²³ *1112 ²⁴¹⁶
V8-7.4L F/inj. (J)		XP605	*APP605 ⁹⁵²⁴	AP605	605	.060	
P2500-3500 Delivery Van							
V6-4.3L F/inj. (W) V8-5.7L F/inj. (R)		XP605	*APP605 ⁹⁵²⁴	AP605	605	.060	
V8-6.5L Diesel (Y) V8-6.5L Diesel Turbo HO (F)							*1110 ²⁴²³ *1112 ²⁴¹⁶
V8-7.4L F/inj. (B)		XP25	APP25	AP25	*25	.035	
V8-7.4L F/inj. (J)		XP605	*APP605 ⁹⁵²⁴	AP605	605	.060	
S10/T10, S15/T15, Sonoma, Pickup							
4-2.2L F/inj. (4)		XP104	*APP104 ⁹⁵²⁴	AP104	104	.050	
V6-4.3L F/inj. (W) V6-4.3L F/inj. (X)		XP605	*APP605 ⁹⁵²⁴	AP605	605	.060	
Tahoe, Yukon/Denali							
V8-5.7L F/inj. (R)		XP605	*APP605 ⁹⁵²⁴	AP605	605	.060	
V8-6.5L Diesel Turbo (S)							*1110 ²⁴²³ *1112 ²⁴¹⁶
Tracker							
4-1.6L F/inj. (6)		XP3923	APP3923	AP3923	*3923	.042	
Venture							
V6-3.4L F/inj. (E)		XP606	*APP606 ⁹⁵²⁴	AP606	606	.060	
1997 Astro, Safari							
V6-4.3L F/inj. (W)		XP605	*APP605 ⁹⁵²⁴	AP605	605	.060	
Blazer, Jimmy							
V6-4.3L F/inj. (W)		XP605	*APP605 ⁹⁵²⁴	AP605	605	.060	
C1500-3500 2WD Pickup, Suburban 2WD							
V6-4.3L F/inj. (W) V8-5.0L F/inj. (M) V8-5.7L F/inj. (R)		XP605	*APP605 ⁹⁵²⁴	AP605	605	.060	
V8-5.7L F/inj. CNG (R)		XP104	*APP104 ⁹⁵²⁴	AP104	104	.040	
V8-6.5L Diesel Turbo (S) V8-6.5L Diesel Turbo HO (F)							*1110 ²⁴²³ *1112 ²⁴¹⁶
V8-7.4L F/inj. (J)		XP605	*APP605 ⁹⁵²⁴	AP605	605	.060	
G1500-3500 Van							
V6-4.3L F/inj. (W) V8-5.0L F/inj. (M) V8-5.7L F/inj. (R)		XP605	*APP605 ⁹⁵²⁴	AP605	605	.060	
V8-6.5L Diesel Turbo HO (F)							*1110 ²⁴²³ *1112 ²⁴¹⁶
V8-7.4L F/inj. (J)		XP605	*APP605 ⁹⁵²⁴	AP605	605	.060	
K1500-3500 4WD Pickup, Suburban 4WD							
V6-4.3L F/inj. (W) V8-5.0L F/inj. (M) V8-5.7L F/inj. (R)		XP605	*APP605 ⁹⁵²⁴	AP605	605	.060	
V8-5.7L F/inj. CNG (R)		XP104	*APP104 ⁹⁵²⁴	AP104	104	.040	
V8-6.5L Diesel Turbo (S) V8-6.5L Diesel Turbo HO (F)							*1110 ²⁴²³ *1112 ²⁴¹⁶
V8-7.4L F/inj. (J)		XP605	*APP605 ⁹⁵²⁴	AP605	605	.060	

*NOTE: O.E. Recommended Plug *REMARQUE : bouchon recommandé pour l'équipement d'origine *NOTA: Se recomienda conector del equipo original

Se Section 9 pour les remarques en français en bas de page. Ver Sección 9 para las páginas de notas de pie de página español.

²⁴¹⁶ Fast start ²⁴²³ Normal start ⁹⁵²⁴ Fine wire

CHEVROLET / GMC TRUCK

Passenger Cars & Light Trucks 2011 - 1996



Autolite XP^{®}**
IRIDIUM
ENHANCED
.6mm FINEWIRE

Autolite[®]
DOUBLE
PLATINUM

Autolite[®]
PLATINUM &
REVOLUTION HT[®]

Autolite[®]
COPPER
CORE

GAP
ÉNCARTEMENT
ESPACIO

Autolite[®]
GLOW
PLUGS

1997 CHEVROLET/GMC TRUCK (includes light trucks, vans, SUV's) (Cont'd)

P2500-3500 Delivery Van

V6-4.3L F/inj. (W) V8-5.7L F/inj. (R)	XP605	*APP605 ⁹⁵²⁴	AP605	605	.060	
V8-6.5L Diesel (Y) V8-6.5L Diesel Turbo HO (F)						*1110 ²⁴²³ *1112 ²⁴¹⁶
V8-7.4L F/inj. (J)	XP605	*APP605 ⁹⁵²⁴	AP605	605	.060	
V8-7.4L F/inj. (N)	XP25	APP25	AP25	*25	.035	

S10/T10, S15/T15, Sonoma, Pickup

4-2.2L F/inj. (4)	XP5245	*APP5245	AP5245	5245	.060	
V6-4.3L F/inj. (W) V6-4.3L F/inj. (X)	XP605	*APP605 ⁹⁵²⁴	AP605	605	.060	

Tahoe, Yukon/Denali

V8-5.7L F/inj. (R)	XP605	*APP605 ⁹⁵²⁴	AP605	605	.060	
V8-6.5L Diesel Turbo (S)						*1110 ²⁴²³ *1112 ²⁴¹⁶

Venture

V6-3.4L F/inj. (E)	XP606	*APP606 ⁹⁵²⁴	AP606	606	.060	
--------------------	-------	-------------------------	-------	-----	------	--

1996 Astro, Safari

V6-4.3L F/inj. (W)	XP605	*APP605 ⁹⁵²⁴	AP605	605	.060	
--------------------	-------	-------------------------	-------	-----	------	--

C1500-3500 2WD Pickup, Suburban 2WD

V6-4.3L F/inj. (W) V8-5.0L F/inj. (M) V8-5.7L F/inj. (R)	XP605	*APP605 ⁹⁵²⁴	AP605	605	.060	
V8-5.7L F/inj. CNG (R)	XP104	*APP104 ⁹⁵²⁴	AP104	104	.040	
V8-6.5L Diesel Turbo (S) V8-6.5L Diesel Turbo HO (F)						*1110 ²⁴²³ *1112 ²⁴¹⁶
V8-7.4L F/inj. (J)	XP605	*APP605 ⁹⁵²⁴	AP605	605	.060	

G1500-3500 Van

V6-4.3L F/inj. (W)	XP605	*APP605 ⁹⁵²⁴	AP605	605	.060	
V6-4.3L F/inj. (Z)	XP25	APP25	AP25	*25	.045	
V8-5.0L F/inj. (H)	XP25	APP25	AP25	*25	.035	
V8-5.0L F/inj. (M)	XP605	*APP605 ⁹⁵²⁴	AP605	605	.060	
V8-5.7L F/inj. (K)	XP25	APP25	AP25	*25	.035	
V8-5.7L F/inj. (R)	XP605	*APP605 ⁹⁵²⁴	AP605	605	.060	
V8-5.7L F/inj. CNG (K)	XP25	APP25	AP25	*25	.025	
V8-6.5L Diesel HO (Y) V8-6.5L Diesel Turbo HO (F)						*1110 ²⁴²³ *1112 ²⁴¹⁶
V8-7.4L F/inj. (J)	XP605	*APP605 ⁹⁵²⁴	AP605	605	.060	
V8-7.4L F/inj. (N)	XP25	APP25	AP25	*25	.035	

K1500-3500 4WD Pickup, Suburban 4WD

V6-4.3L F/inj. (W) V8-5.0L F/inj. (M) V8-5.7L F/inj. (R)	XP605	*APP605 ⁹⁵²⁴	AP605	605	.060	
V8-5.7L F/inj. CNG (R)	XP104	*APP104 ⁹⁵²⁴	AP104	104	.040	
V8-6.5L Diesel Turbo (S) V8-6.5L Diesel Turbo HO (F)						*1110 ²⁴²³ *1112 ²⁴¹⁶
V8-7.4L F/inj. (J)	XP605	*APP605 ⁹⁵²⁴	AP605	605	.060	

Lumina APV

V6-3.4L F/inj. (E)	XP606	*APP606 ⁹⁵²⁴	AP606	606	.060	
--------------------	-------	-------------------------	-------	-----	------	--

P2500-3500 Delivery Van



V6-4.3L F/inj. (W)	XP605	*APP605 ⁹⁵²⁴	AP605	605	.060	
V8-5.7L F/inj. (K)	XP25	APP25	AP25	*25	.035	
V8-5.7L F/inj. (R)	XP605	*APP605 ⁹⁵²⁴	AP605	605	.060	

*NOTE: O.E. Recommended Plug *REMARQUE: bouchon recommandé pour l'équipement d'origine *NOTA: Se recomienda conector del equipo original

Se Section 9 pour les remarques en français en bas de page. Ver Seccion 9 para las páginas de notas de pie de página español.

²⁴¹⁶ Fast start ²⁴²³ Normal start ⁹⁵²⁴ Fine wire

Passenger Cars & Light Trucks 2011 - 1996

		Autolite XP^{®**} IRIDIUM ENHANCED .6mm FINEWIRE	Autolite[®] DOUBLE PLATINUM	Autolite[®] PLATINUM & REVOLUTION HT [®]	Autolite[®] COPPER CORE	GAP ÉNCARTEMENT ESPACIO	Autolite[®] GLOW PLUGS
1996 CHEVROLET/GMC TRUCK (includes light trucks, vans, SUV's) <i>P2500-3500 Delivery Van (Cont'd)</i>							
V8-6.5L Diesel (Y)							*1110 ²⁴²³
V8-6.5L Diesel Turbo HO (F)							*1112 ²⁴¹⁶
V8-7.4L F/inj. (J)	XP605	*APP605 ⁹⁵²⁴	AP605	605	.060		
V8-7.4L F/inj. (N)	XP25	APP25	AP25	*25	.035		
<i>S10/T10 Blazer, S15/T15 Jimmy, Sonoma, Pickup</i>							
4-2.2L F/inj. (4)	XP5245	*APP5245	AP5245	5245	.060		
V6-4.3L F/inj. (W)	XP605	*APP605 ⁹⁵²⁴	AP605	605	.060		
V6-4.3L F/inj. (X)							
<i>Tahoe, Yukon/Denali</i>							
V8-5.7L F/inj. (R)	XP605	*APP605 ⁹⁵²⁴	AP605	605	.060		
V8-6.5L Diesel Turbo (S)							*1110 ²⁴²³ *1112 ²⁴¹⁶
2011 CHRYSLER CAR							
<i>200</i>							
4-2.4L F/inj. (16V) DOHC ED3 (B)	XP5224	*APP5224	AP5224	5224	.050		
4-2.4L F/inj. (16V) DOHC EDG (B)							
<i>300C</i>							
V8-5.7L F/inj. EZH Hemi (T)	XP5325 ³⁰⁹	*APP5325 ^{309, 9524}			.045		
2010 300C							
V6-2.7L F/inj. EER (D)	XP5263	APP5263	*AP5263		.050		
V6-3.5L F/inj. (24V) SOHC EGG HO (V)	XP5405		*AP5405		.050		
V8-5.7L F/inj. Hemi Magnum (T)	XP5325 ³⁰⁹	*APP5325 ^{309, 9524}			.045		
V8-6.1L F/inj. Hemi Magnum (W)	XP5263 ³⁰⁹	*APP5263 ^{309, 9524}	AP5263 ³⁰⁹		.045		
<i>PT Cruiser</i>							
4-2.4L F/inj. EDZ (9)	XP5263	APP5263	*AP5263		.040		
<i>Sebring</i>							
4-2.4L F/inj. (16V) DOHC ED3 (B)	XP5224	*APP5224	AP5224	5224	.040		
V6-2.7L F/inj. (24V) DOHC (D)	XP5263	APP5263	*AP5263		.050		
V6-2.7L F/inj. (24V) DOHC Flex Fuel EER (D)							
V6-3.5L F/inj. (24V) EGF (V)	XP5405		*AP5405		.050		
2009 300C							
V6-2.7L F/inj. EER (D)	XP5263	APP5263	*AP5263		.050		
V6-3.5L F/inj. (24V) SOHC EGG HO (V)	XP5405		*AP5405		.050		
V8-5.7L F/inj. Hemi Magnum (T)	XP5325 ³⁰⁹	*APP5325 ^{309, 9524}			.045		
V8-6.1L F/inj. Hemi Magnum (W)	XP5263 ³⁰⁹	*APP5263 ^{309, 9524}	AP5263 ³⁰⁹		.045		
<i>PT Cruiser</i>							
4-2.4L F/inj. (16V) DOHC Turbo (8)	XP5263	APP5263	*AP5263		.040		
4-2.4L F/inj. EDZ (9)							
<i>Sebring</i>							
4-2.4L F/inj. (16V) DOHC (B)	XP5224	APP5224	AP5224	*5224	.040		
4-2.4L F/inj. (16V) DOHC (K)							
4-2.4L F/inj. (16V) DOHC (PZEV) (J)							
V6-2.7L F/inj. (24V) DOHC (D)	XP5263	APP5263	*AP5263		.050		
V6-2.7L F/inj. (24V) DOHC (R)							
V6-2.7L F/inj. (24V) DOHC Flex Fuel (D)							
V6-3.5L F/inj. (24V) EGF (V)	XP5405		*AP5405		.050		
2008 300C							
V6-2.7L F/inj. (24V) DOHC (R)	XP5263	APP5263	*AP5263		.050		
V6-3.5L F/inj. (24V) DOHC HO (G)	XP5405		*AP5405		.050		
V8-5.7L F/inj. Hemi Magnum (H)	XP5263 ³⁰⁹	APP5263 ³⁰⁹	*AP5263 ³⁰⁹		.045		
V8-6.1L F/inj. Hemi Magnum (W)	XP5263 ³⁰⁹	*APP5263 ^{309, 9524}	AP5263 ³⁰⁹		.045		
<i>Crossfire</i>							
V6-3.2L F/inj. (18V) SOHC (L)	XP3924 ³⁰⁹	*APP3924 ³⁰⁹	AP3924 ³⁰⁹	3924 ³⁰⁹	.040		

*NOTE: O.E. Recommended Plug *REMARQUE : bouchon recommandé pour l'équipement d'origine *NOTA: Se recomienda conector del equipo original

Se Section 9 pour les remarques en français en bas de page. Ver Seccion 9 para las páginas de notas de pie de página español.

³⁰⁹ Requires 2 plugs per cylinder ²⁴¹⁶ Fast start ²⁴²³ Normal start ⁹⁵²⁴ Fine wire

Passenger Cars & Light Trucks 2011 - 1996



Autolite XP^{®**}
IRIDIUM
ENHANCED
.6mm FINEWIRE

Autolite[®]
DOUBLE
PLATINUM

Autolite[®]
PLATINUM &
REVOLUTION HT[®]

Autolite[®]
COPPER
CORE

GAP
ÉCARTEMENT
ESPACIO

Autolite[®]
GLOW
PLUGS

2008 CHRYSLER CAR (Cont'd)

PT Cruiser

4-2.4L F/inj. (16V) DOHC (B)	XP5263	APP5263	*AP5263		.040	
4-2.4L F/inj. (16V) DOHC (X)						
4-2.4L F/inj. (16V) DOHC Turbo (8)						
4-2.4L F/inj. (16V) DOHC Turbo (E)						

Sebring

4-2.4L F/inj. (16V) DOHC (K)	XP5224	APP5224	AP5224	*5224	.040	
4-2.4L F/inj. (16V) DOHC (PZEV) (J)						
4-2.4L F/inj. (16V) DOHC (X)						
V6-2.7L F/inj. (24V) DOHC (R)	XP5263	APP5263	*AP5263		.050	
V6-2.7L F/inj. (24V) DOHC Flex Fuel (R)						
V6-3.5L F/inj. (24V) SOHC HO (M)	XP5405		*AP5405		.050	

2007 300C

V6-2.7L F/inj. (24V) DOHC (R)	XP5263	APP5263	*AP5263		.050	
V6-3.5L F/inj. (24V) DOHC HO (G)	XP5405		*AP5405		.050	
V8-5.7L F/inj. Hemi Magnum (H)	XP5263 ³⁰⁹	APP5263 ³⁰⁹	*AP5263 ³⁰⁹		.045	
V8-6.1L F/inj. Hemi Magnum (W)	XP5263 ³⁰⁹	*APP5263 ^{309, 9524}	AP5263 ³⁰⁹		.045	

Crossfire

V6-3.2L F/inj. (18V) SOHC (L)	XP3924 ³⁰⁹	*APP3924 ³⁰⁹	AP3924 ³⁰⁹	3924 ³⁰⁹	.040	
-------------------------------	-----------------------	--------------------------------	-----------------------	---------------------	------	--

PT Cruiser

4-2.4L F/inj. (16V) DOHC (B)	XP5263	APP5263	*AP5263		.040	
4-2.4L F/inj. (16V) DOHC (X)						
4-2.4L F/inj. (16V) DOHC Turbo (8)	XP5263	APP5263	*AP5263		.050	
4-2.4L F/inj. (16V) DOHC Turbo (E)						
4-2.4L F/inj. (16V) DOHC Turbo HO (G)						
4-2.4L F/inj. (16V) DOHC Turbo HO (S)						

Sebring JX, Convertible, 4 Door Sedan

4-2.4L F/inj. (16V) DOHC (K)	XP5224	APP5224	AP5224	*5224	.040	
V6-2.7L F/inj. (24V) DOHC (R)	XP5263	APP5263	*AP5263		.050	
V6-2.7L F/inj. (24V) DOHC Flex Fuel (R)						
V6-3.5L F/inj. HO (M)	XP5405		*AP5405		.050	

2006 300C

V6-2.7L F/inj. (24V) DOHC (R)	XP5263	APP5263	*AP5263		.050	
V6-3.5L F/inj. (24V) DOHC HO (G)	XP5405		*AP5405		.050	
V8-5.7L F/inj. Hemi Magnum (H)	XP5263 ³⁰⁹	APP5263 ³⁰⁹	*AP5263 ³⁰⁹		.045	
V8-6.1L F/inj. Hemi Magnum (W)	XP5263 ³⁰⁹	*APP5263 ^{309, 9524}	AP5263 ³⁰⁹		.045	

Crossfire

V6-3.2L F/inj. (18V) SOHC (L)	XP3924 ³⁰⁹	*APP3924 ³⁰⁹	AP3924 ³⁰⁹	3924 ³⁰⁹	.040	
V6-3.2L F/inj. SC (N)	*XP3923 ³⁰⁹	APP3923 ³⁰⁹	AP3923 ³⁰⁹	3923 ³⁰⁹	.040	

PT Cruiser

4-2.4L F/inj. (16V) DOHC (B)	XP5263	APP5263	*AP5263		.040	
4-2.4L F/inj. (16V) DOHC (X)						
4-2.4L F/inj. (16V) DOHC Turbo (8)	XP5263	APP5263	*AP5263		.050	
4-2.4L F/inj. (16V) DOHC Turbo (E)						
4-2.4L F/inj. (16V) DOHC Turbo HO (G)						
4-2.4L F/inj. (16V) DOHC Turbo HO (S)						

Sebring JX, Convertible, 4 Door Sedan

4-2.4L F/inj. (16V) DOHC (X)	XP5263	APP5263	*AP5263		.040	
V6-2.7L F/inj. (24V) DOHC (R)	XP5263	APP5263	*AP5263		.050	
V6-2.7L F/inj. (24V) DOHC Flex Fuel (T)						

2005 300C

V6-2.7L F/inj. (24V) DOHC (R)	XP5263	APP5263	*AP5263		.050	
V6-3.5L F/inj. (24V) DOHC HO (G)	XP5405		*AP5405		.050	
V8-5.7L F/inj. Hemi Magnum (H)	XP5263 ³⁰⁹	APP5263 ³⁰⁹	*AP5263 ³⁰⁹		.045	
V8-6.1L F/inj. Hemi Magnum (W)						

***NOTE: O.E. Recommended Plug *REMARQUE : bouchon recommandé pour l'équipement d'origine *NOTA: Se recomienda conector del equipo original**

See Section 9 pour les remarques en français en bas de page. Ver Sección 9 para las páginas de notas de pie de página español.

³⁰⁹ Requires 2 plugs per cylinder ⁹⁵²⁴ Fine wire

Passenger Cars & Light Trucks 2011 - 1996



Autolite XP^{®}**
IRIDIUM
ENHANCED
.6mm FINEWIRE

Autolite[®]
DOUBLE
PLATINUM

Autolite[®]
PLATINUM &
REVOLUTION HT[®]

Autolite[®]
COPPER
CORE

GAP
ÉNCARTEMENT
ESPACIO

Autolite[®]
GLOW
PLUGS

2005 CHRYSLER CAR (Cont'd)

Crossfire

V6-3.2L F/inj. (18V) SOHC (L)	XP3924 ³⁰⁹	*APP3924 ³⁰⁹	AP3924 ³⁰⁹	3924 ³⁰⁹	.040	
V6-3.2L F/inj. SC (N)	*XP3923 ³⁰⁹	APP3923 ³⁰⁹	AP3923 ³⁰⁹	3923 ³⁰⁹	.040	

PT Cruiser

4-1.6L F/inj. (16V) DOHC Turbo (E)	XP5263	APP5263	*AP5263		.050	
4-2.4L F/inj. (16V) DOHC (B)	XP5263	APP5263	*AP5263		.040	
4-2.4L F/inj. (16V) DOHC (X)						
4-2.4L F/inj. (16V) DOHC Turbo (8)	XP5263	APP5263	*AP5263		.050	
4-2.4L F/inj. (16V) DOHC Turbo HO (G)						
4-2.4L F/inj. (16V) DOHC Turbo HO (S)						

Sebring FJ, 2 Door Coupe

4-2.4L F/inj. (16V) SOHC (G)	XP3923	APP3923	AP3923	*3923	.044	
V6-3.0L F/inj. (24V) SOHC (H)	XP3923	*APP3923	AP3923	3923	.040	

Sebring JX, Convertible, 4 Door Sedan

4-2.4L F/inj. (16V) DOHC (PZEV) (J)	XP5263	APP5263	*AP5263		.050	
4-2.4L F/inj. (16V) DOHC (X)	XP5263	APP5263	*AP5263		.040	
V6-2.7L F/inj. (24V) DOHC (R)	XP5263	APP5263	*AP5263		.050	
V6-2.7L F/inj. (24V) DOHC Flex Fuel (T)						

2004 300M

V6-3.5L F/inj. (24V) SOHC HO (G)	XP5405		*AP5405		.050	
V6-3.5L F/inj. (24V) SOHC HO (K)						

Concorde

V6-2.7L F/inj. (24V) DOHC Flex Fuel (R)	XP5263	APP5263	*AP5263		.050	
V6-3.5L F/inj. (24V) SOHC (M)	XP5405		*AP5405		.050	
V6-3.5L F/inj. (24V) SOHC HO (G)						

Crossfire

V6-3.2L F/inj. (18V) SOHC (L)	XP3924 ³⁰⁹	*APP3924 ³⁰⁹	AP3924 ³⁰⁹	3924 ³⁰⁹	.040	
-------------------------------	-----------------------	-------------------------	-----------------------	---------------------	------	--

Intrepid (Canada)

V6-2.7L F/inj. (24V) DOHC (R) CAN	XP5263	APP5263	*AP5263		.050	
V6-3.5L F/inj. (24V) SOHC (M) CAN	XP5405		*AP5405		.050	
V6-3.5L F/inj. (24V) SOHC HO (G) CAN						
V6-3.5L F/inj. (24V) SOHC HO (V) CAN						

PT Cruiser

4-2.4L F/inj. (16V) DOHC (B)	XP5263	APP5263	*AP5263		.040	
4-2.4L F/inj. (16V) DOHC Turbo (8)	XP5263	APP5263	*AP5263		.050	
4-2.4L F/inj. (16V) DOHC Turbo (G)						

Sebring FJ, 2 Door Coupe

4-2.4L F/inj. (16V) SOHC (G)	XP3923	APP3923	AP3923	*3923	.044	
V6-3.0L F/inj. (24V) SOHC (H)	XP3923	*APP3923	AP3923	3923	.040	

Sebring JX, Convertible, 4 Door Sedan

4-2.4L F/inj. (16V) DOHC (PZEV) (J)	XP5263	APP5263	*AP5263		.050	
4-2.4L F/inj. (16V) DOHC (X)	XP5263	APP5263	*AP5263		.040	
V6-2.7L F/inj. (24V) DOHC (R)	XP5263	APP5263	*AP5263		.050	
V6-2.7L F/inj. (24V) DOHC Flex Fuel (T)						

2003 300M

V6-3.5L F/inj. (24V) SOHC HO (G)	XP5405		*AP5405		.050	
V6-3.5L F/inj. (24V) SOHC HO (K)						

Concorde

V6-2.7L F/inj. (24V) DOHC Flex Fuel (R)	XP5263	APP5263	*AP5263		.050	
V6-3.5L F/inj. (24V) SOHC (M)	XP5405		*AP5405		.050	
V6-3.5L F/inj. (24V) SOHC HO (G)						

Intrepid (Canada)

V6-2.7L F/inj. (24V) DOHC (R) CAN	XP5263	APP5263	*AP5263		.050	
V6-3.5L F/inj. (24V) SOHC HO (G) CAN	XP5405		*AP5405		.050	

*NOTE: O.E. Recommended Plug *REMARQUE : bouchon recommandé pour l'équipement d'origine *NOTA: Se recomienda conector del equipo original

Se Section 9 pour les remarques en français en bas de page. Ver Sección 9 para las páginas de notas de pie de página español.

³⁰⁹ Requires 2 plugs per cylinder

Passenger Cars & Light Trucks 2011 - 1996



Autolite XP^{®}**
IRIDIUM
ENHANCED
.6mm FINEWIRE

Autolite[®]
DOUBLE
PLATINUM

Autolite[®]
PLATINUM &
REVOLUTION HT[®]

Autolite[®]
COPPER
CORE

GAP
ENCARTEMIO
ESPACIO

Autolite[®]
GLOW
PLUGS

2003 CHRYSLER CAR (Cont'd)

PT Cruiser

4-2.4L F/inj. (16V) DOHC (B)	XP5263	APP5263	*AP5263		.040	
4-2.4L F/inj. (16V) DOHC Turbo (G)	XP5263	APP5263	*AP5263		.050	

Sebring FJ, 2 Door Coupe

4-2.4L F/inj. (16V) SOHC (G)	XP3923	APP3923	AP3923	*3923	.044	
V6-3.0L F/inj. (24V) SOHC (H)	XP3923	*APP3923	AP3923	3923	.040	

Sebring JX, Convertible, 4 Door Sedan

4-2.4L F/inj. (16V) DOHC (X)	XP5263	APP5263	*AP5263		.040	
V6-2.7L F/inj. (24V) DOHC (R)	XP5263	APP5263	*AP5263		.050	
V6-2.7L F/inj. (24V) DOHC Flex Fuel (T)						

2002 300M

V6-3.5L F/inj. (24V) SOHC HO (G)	XP5405		*AP5405		.050	
V6-3.5L F/inj. (24V) SOHC HO (K)						
V6-3.5L F/inj. (24V) SOHC HO (M)						

Concorde

V6-2.7L F/inj. (24V) DOHC Flex Fuel (R)	XP5263	APP5263	*AP5263		.050	
V6-2.7L F/inj. (U)						
V6-3.5L F/inj. (24V) SOHC (M)	XP5405		*AP5405		.050	
V6-3.5L F/inj. (24V) SOHC HO (G)						

Intrepid (Canada)

V6-2.7L F/inj. (24V) DOHC (R) CAN	XP5263	APP5263	*AP5263		.050	
V6-2.7L F/inj. (U) CAN						
V6-3.5L F/inj. (24V) SOHC (M) CAN	XP5405		*AP5405		.050	
V6-3.5L F/inj. (24V) SOHC HO (G) CAN						
V6-3.5L F/inj. (24V) SOHC HO (V) CAN						

LHS

V6-3.5L F/inj. (24V) SOHC HO (G)	XP5405		*AP5405		.050	
----------------------------------	--------	--	----------------	--	------	--

Neon (Canada)

4-2.0L F/inj. (16V) SOHC (C)	XP3923	APP3923	AP3923	*3923	.035	
------------------------------	--------	---------	--------	--------------	------	--

Prowler

V6-3.5L F/inj. (24V) SOHC HO (G)	XP5405		*AP5405		.050	
----------------------------------	--------	--	----------------	--	------	--

PT Cruiser

4-1.6L F/inj.	XP5263	APP5263	*AP5263		.050	
4-2.0L F/inj. (9)						
4-2.4L F/inj. (16V) DOHC (B)	XP5263	APP5263	*AP5263		.040	

Sebring FJ, 2 Door Coupe

4-2.4L F/inj. (16V) DOHC (X)	XP5263	APP5263	*AP5263		.040	
4-2.4L F/inj. (16V) SOHC (G)	XP3923	APP3923	AP3923	*3923	.044	
V6-2.7L F/inj. (24V) DOHC (R)	XP5263	APP5263	*AP5263		.050	
V6-2.7L F/inj. (24V) DOHC Flex Fuel (T)						
V6-3.0L F/inj. (24V) SOHC (3)	XP3923	*APP3923	AP3923	3923	.040	
V6-3.0L F/inj. (24V) SOHC (H)						

Sebring JX, Convertible, 4 Door Sedan

4-2.4L F/inj. (16V) DOHC (X)	XP5263	APP5263	*AP5263		.040	
V6-2.7L F/inj. (24V) DOHC (R)	XP5263	APP5263	*AP5263		.050	

2001 300M

V6-3.5L F/inj. (24V) SOHC (G)	XP5405		*AP5405		.050	
-------------------------------	--------	--	----------------	--	------	--

Cirrus

V6-2.5L F/inj. (24V) DOHC (H)	XP3924	*APP3924	AP3924	3924	.044	
-------------------------------	--------	-----------------	--------	------	------	--

Concorde

V6-2.7L F/inj. (24V) DOHC (R)	XP5263	APP5263	*AP5263		.050	
V6-3.2L F/inj. (24V) SOHC (J)	XP5405		*AP5405		.050	

Intrepid (Canada)

V6-2.7L F/inj. (24V) DOHC (R) CAN	XP5263	APP5263	*AP5263		.050	
-----------------------------------	--------	---------	----------------	--	------	--

*NOTE: O.E. Recommended Plug *REMARQUE : bouchon recommandé pour l'équipement d'origine *NOTA: Se recomienda conector del equipo original

Se Section 9 pour les remarques en français en bas de page. Ver Seccion 9 para las páginas de notas de pie de página español.

Passenger Cars & Light Trucks 2011 - 1996



Autolite XP^{®}**
IRIDIUM
ENHANCED
.6mm FINEWIRE

Autolite[®]
DOUBLE
PLATINUM

Autolite[®]
PLATINUM &
REVOLUTION HT[®]

Autolite[®]
COPPER
CORE

GAP
ÉNCARTEMENT
ESPACIO

Autolite[®]
GLOW
PLUGS

2001 CHRYSLER CAR Intrepid (Canada) (Cont'd)

V6-3.2L F/inj. (24V) SOHC (J) CAN V6-3.5L F/inj. (24V) SOHC (G) CAN	XP5405		*AP5405		.050	
LHS						
V6-3.5L F/inj. (24V) SOHC HO (G)	XP5405		*AP5405		.050	
Neon (Canada)						
4-2.0L F/inj. (16V) SOHC (C)	XP3923	APP3923	AP3923	*3923	.035	
PT Cruiser						
4-2.4L F/inj. (16V) DOHC (B)	XP5263	APP5263	*AP5263		.040	
Sebring FJ, 2 Door Coupe						
4-2.4L F/inj. (16V) DOHC (X)	XP5263	APP5263	*AP5263		.040	
4-2.4L F/inj. (16V) SOHC (G)	XP3923	APP3923	AP3923	*3923	.044	
V6-2.7L F/inj. (24V) DOHC (R)	XP5263	APP5263	*AP5263		.050	
V6-3.0L F/inj. (24V) SOHC (H)	XP3923	*APP3923	AP3923	3923	.040	
Sebring JX, Convertible, 4 Door Sedan						
V6-2.7L F/inj. (24V) DOHC (U)	XP5263	APP5263	*AP5263		.050	
2000 300M						
V6-3.5L F/inj. (24V) SOHC (G)	XP5405		*AP5405		.050	
Cirrus						
4-2.0L F/inj. (16V) SOHC (C)	XP3923	APP3923	AP3923	*3923	.035	
4-2.4L F/inj. (16V) DOHC (X)	XP3924	APP3924	AP3924	*3924	.050	
V6-2.5L F/inj. SOHC (H)	XP3924	*APP3924	AP3924	3924	.044	
Concorde						
V6-2.7L F/inj. (24V) DOHC (R)	XP5263	APP5263	*AP5263		.050	
V6-3.2L F/inj. (24V) SOHC (J)	XP5405		*AP5405		.050	
Intrepid (Canada)						
V6-2.7L F/inj. (24V) DOHC (R) CAN	XP5263	APP5263	*AP5263		.050	
V6-3.2L F/inj. (24V) SOHC (J) CAN V6-3.5L F/inj. (24V) SOHC (V) CAN	XP5405		*AP5405		.050	
LHS						
V6-3.5L F/inj. (24V) SOHC HO (G)	XP5405		*AP5405		.050	
Neon (Canada)						
4-2.0L F/inj. (16V) SOHC (C)	XP3923	APP3923	AP3923	*3923	.035	
Sebring FJ, 2 Door Coupe						
4-2.4L F/inj. (16V) DOHC (X)	XP3924	APP3924	AP3924	*3924	.050	
V6-2.5L F/inj. (24V) DOHC (N) V6-2.5L F/inj. (24V) SOHC (H)	XP3924	*APP3924	AP3924	3924	.044	
Sebring JX, Convertible, 4 Door Sedan						
V6-2.5L F/inj. (24V) DOHC (N) V6-2.5L F/inj. (24V) SOHC (H)	XP3924	*APP3924	AP3924	3924	.044	
1999 300M						
V6-3.5L F/inj. (24V) SOHC (G)	XP5405		*AP5405		.050	
Cirrus						
4-2.0L F/inj. (16V) SOHC (C)	XP3923	APP3923	AP3923	*3923	.035	
4-2.4L F/inj. (16V) DOHC (X)	XP3924	APP3924	AP3924	*3924	.050	
V6-2.5L F/inj. SOHC (H)	XP3923	*APP3923	AP3923	3923	.044	
Concorde						
V6-2.7L F/inj. (24V) DOHC (R)	XP5263	APP5263	*AP5263		.050	
V6-3.2L F/inj. (24V) SOHC (J)	XP5405		*AP5405		.050	
Intrepid (Canada)						
V6-2.7L F/inj. (24V) DOHC (R) CAN	XP5263	APP5263	*AP5263		.050	
V6-3.2L F/inj. (24V) SOHC (J) CAN V6-3.5L F/inj. (24V) SOHC (G) CAN	XP5405		*AP5405		.050	

***NOTE: O.E. Recommended Plug *REMARQUE : bouchon recommandé pour l'équipement d'origine *NOTA: Se recomienda conector del equipo original**

Se Section 9 pour les remarques en français en bas de page. Ver Sección 9 para las páginas de notas de pie de página español.

Passenger Cars & Light Trucks 2011 - 1996



Autolite XP^{®}**
IRIDIUM
ENHANCED
.6mm FINEWIRE

Autolite[®]
DOUBLE
PLATINUM

Autolite[®]
PLATINUM &
REVOLUTION HT[®]

Autolite[®]
COPPER
CORE

GAP
ÉNCARTEMIO
ESPACIO

Autolite[®]
GLOW
PLUGS

1999 CHRYSLER CAR (Cont'd)

LHS

V6-3.5L F/inj. (24V) SOHC (G)	XP5405		*AP5405		.050	
-------------------------------	--------	--	----------------	--	------	--

Sebring FJ, 2 Door Coupe

4-2.0L F/inj. (16V) DOHC (Y)	XP3923	APP3923	AP3923	*3923	.050	
V6-2.5L F/inj. (24V) SOHC (H)	XP3923	*APP3923	AP3923	3923	.044	

Sebring JX, Convertible, 4 Door Sedan

4-2.4L F/inj. (16V) DOHC (X)	XP3924	APP3924	AP3924	*3924	.050	
V6-2.5L F/inj. (24V) DOHC (N)	XP3923	*APP3923	AP3923	3923	.044	
V6-2.5L F/inj. (24V) SOHC (H)						

1998 Cirrus

4-2.0L F/inj. (16V) SOHC (C)	XP3923	APP3923	AP3923	*3923	.035	
4-2.4L F/inj. (16V) DOHC (X)	XP3924	APP3924	AP3924	*3924	.050	
V6-2.5L F/inj. SOHC (H)	XP3923	*APP3923	AP3923	3923	.044	

Concorde

V6-2.7L F/inj. (24V) DOHC (R)	XP5263	APP5263	*AP5263		.050	
V6-3.2L F/inj. (24V) SOHC (J)	XP5405		*AP5405		.050	

Intrepid (Canada)

V6-2.7L F/inj. (24V) DOHC (R) CAN	XP5263	APP5263	*AP5263		.050	
V6-3.2L F/inj. (24V) SOHC (J) CAN	XP5405		*AP5405		.050	
V6-3.5L F/inj. (24V) SOHC (G) CAN						

LHS

V6-3.5L F/inj. (24V) (S)	XP5405		*AP5405		.050	
--------------------------	--------	--	----------------	--	------	--

Sebring FJ, 2 Door Coupe

4-2.0L F/inj. (16V) DOHC (Y)	XP3923	APP3923	AP3923	*3923	.050	
V6-2.5L F/inj. (24V) DOHC (N)	XP3923	*APP3923	AP3923	3923	.044	

Sebring JX, Convertible, 4 Door Sedan

4-2.0L F/inj. (16V) DOHC (Y)	XP3923	APP3923	AP3923	*3923	.050	
4-2.4L F/inj. (16V) DOHC (X)	XP3924	APP3924	AP3924	*3924	.050	
V6-2.5L F/inj. (24V) SOHC (H)	XP3923	*APP3923	AP3923	3923	.044	

Stratus

4-2.0L F/inj. (16V) DOHC (Y)	XP3923	APP3923	AP3923	*3923	.035	
4-2.0L F/inj. (16V) SOHC (C)						
4-2.4L F/inj. (16V) DOHC (X)	XP3924	APP3924	AP3924	*3924	.050	
V6-2.5L F/inj. (24V) SOHC (H)	XP3923	*APP3923	AP3923	3923	.044	

1997 Cirrus

4-2.0L F/inj. (16V) SOHC (C)	XP3923	APP3923	AP3923	*3923	.035	
4-2.4L F/inj. (16V) DOHC (X)	XP3924	APP3924	AP3924	*3924	.050	
V6-2.5L F/inj. SOHC (H)	XP3923	*APP3923	AP3923	3923	.044	

Concorde

V6-3.3L F/inj. (24V) DOHC (T)	XP646	APP646	AP646	*646	.050	
V6-3.5L F/inj. (24V) DOHC (F)	XP985	APP985	AP985	*985	.035	

Intrepid (Canada)

V6-3.3L F/inj. (24V) DOHC (T)	XP646	APP646	AP646	*646	.050	
V6-3.3L F/inj. (24V) DOHC Flex Fuel (U)						
V6-3.5L F/inj. (24V) DOHC (F)	XP985	APP985	AP985	*985	.035	

LHS

V6-3.5L F/inj. (24V) DOHC (F)	XP985	APP985	AP985	*985	.035	
-------------------------------	-------	--------	-------	-------------	------	--

Sebring FJ, 2 Door Coupe

4-2.0L F/inj. (16V) DOHC (Y)	XP3923	APP3923	AP3923	*3923	.050	
V6-2.5L F/inj. (24V) DOHC (N)	XP3923	*APP3923	AP3923	3923	.044	

Sebring JX, Convertible, 4 Door Sedan

4-2.0L F/inj. (16V) DOHC (Y)	XP3923	APP3923	AP3923	*3923	.050	
4-2.4L F/inj. (16V) DOHC (X)	XP3924	APP3924	AP3924	*3924	.050	

***NOTE: O.E. Recommended Plug *REMARQUE : bouchon recommandé pour l'équipement d'origine *NOTA: Se recomienda conector del equipo original**

Se Section 9 pour les remarques en français en bas de page. Ver Sección 9 para las páginas de notas de pie de página español.

Passenger Cars & Light Trucks 2011 - 1996



Autolite XP^{®}**
IRIDIUM
ENHANCED
.6mm FINEWIRE

Autolite[®]
DOUBLE
PLATINUM

Autolite[®]
PLATINUM &
REVOLUTION HT[®]

Autolite[®]
COPPER
CORE

GAP
ÉNCARTEMIENTO
ESPACIO

Autolite[®]
GLOW
PLUGS

CHRYSLER TRUCK

1997 CHRYSLER CAR *Sebring JX, Convertible, 4 Door Sedan (Cont'd)*

V6-2.5L F/inj. (24V) SOHC (H)	XP3923	*APP3923	AP3923	3923	.044	
-------------------------------	--------	----------	--------	------	------	--

1996 *Cirrus*

4-2.0L F/inj. (16V) SOHC (C)	XP3923	APP3923	AP3923	*3923	.035	
4-2.4L F/inj. (16V) DOHC (X)	XP3924	APP3924	AP3924	*3924	.050	
V6-2.5L F/inj. SOHC (H)	XP3923	*APP3923	AP3923	3923	.044	

Concorde

V6-3.3L F/inj. (24V) DOHC (T)	XP646	APP646	AP646	*646	.050	
V6-3.5L F/inj. (24V) DOHC (F)	XP985	APP985	AP985	*985	.035	

Intrepid (Canada)

V6-3.3L F/inj. (24V) DOHC (T)	XP646	APP646	AP646	*646	.050	
V6-3.3L F/inj. (24V) DOHC Flex Fuel (U)		APP65	AP65	*65	.050	
V6-3.5L F/inj. (24V) DOHC (F)	XP985	APP985	AP985	*985	.035	

LHS

V6-3.5L F/inj. (24V) DOHC (F)	XP985	APP985	AP985	*985	.035	
-------------------------------	-------	--------	-------	------	------	--

New Yorker

V6-3.3L F/inj. (24V) DOHC (T)	XP646	APP646	AP646	*646	.050	
V6-3.5L F/inj. (24V) DOHC (F)	XP985	APP985	AP985	*985	.035	

Sebring FJ, 2 Door Coupe

4-2.0L F/inj. (16V) DOHC (Y)	XP3923	APP3923	AP3923	*3923	.050	
V6-2.5L F/inj. (24V) DOHC (N)	XP3923	*APP3923	AP3923	3923	.044	

Sebring JX, Convertible, 4 Door Sedan

4-2.0L F/inj. (16V) DOHC (Y)	XP3923	APP3923	AP3923	*3923	.050	
4-2.4L F/inj. (16V) DOHC (X)	XP3924	APP3924	AP3924	*3924	.050	
V6-2.5L F/inj. (24V) SOHC (H)	XP3923	*APP3923	AP3923	3923	.044	

2010 CHRYSLER TRUCK (includes light trucks, vans, SUV's)

Town & Country APV

V6-3.3L F/inj. Flex Fuel EGV (E)	XP5426	*APP5426	AP5426		.050	
V6-3.8L F/inj. EGL (1)						
V6-4.0L F/inj. (24V) SOHC EQG (X)	XP5405		*AP5405		.050	

2009 *Aspen*

V8-5.7L F/inj. EZD (T)	XP5325 ³⁰⁹	*APP5325 ^{309, 9524}			.045	
------------------------	-----------------------	-------------------------------	--	--	------	--

Aspen Hybrid

V8-5.7L F/inj. EZE (T)	XP5325 ³⁰⁹	*APP5325 ^{309, 9524}			.045	
------------------------	-----------------------	-------------------------------	--	--	------	--

Town & Country APV

V6-3.3L F/inj. Flex Fuel EGV (E)	XP5426	*APP5426	AP5426		.050	
V6-3.8L F/inj. (1)						
V6-4.0L F/inj. (24V) SOHC (X)	XP5405		*AP5405		.050	

2008 *Aspen*

V8-5.7L F/inj. Hemi Magnum (2)	XP5263 ³⁰⁹	APP5263 ³⁰⁹	*AP5263 ³⁰⁹		.045	
--------------------------------	-----------------------	------------------------	------------------------	--	------	--

Pacifica

V6-3.8L F/inj. OHV (L)	XP5426	*APP5426	AP5426		.035	
V6-4.0L F/inj. (24V) SOHC (X)	XP5405		*AP5405		.050	

Town & Country APV

V6-3.3L F/inj. Flex Fuel EGV (E)	XP5426	*APP5426	AP5426		.050	
V6-3.8L F/inj. (P)						
V6-4.0L F/inj. (24V) SOHC (X)	XP5405		*AP5405		.050	

2007 *Aspen*

V8-4.7L F/inj. (16V) SOHC EVA (N)	XP5224	APP5224	AP5224	*5224	.040	
V8-4.7L F/inj. Flex Fuel EVD (P)						
V8-5.7L F/inj. Hemi Magnum (2)	XP5263 ³⁰⁹	APP5263 ³⁰⁹	*AP5263 ³⁰⁹		.045	

*NOTE: O.E. Recommended Plug *REMARQUE : bouchon recommandé pour l'équipement d'origine *NOTA: Se recomienda conector del equipo original

Se Section 9 pour les remarques en français en bas de page. Ver Sección 9 para las páginas de notas de pie de página español.

³⁰⁹ Requires 2 plugs per cylinder ⁹⁵²⁴ Fine wire

Passenger Cars & Light Trucks 2011 - 1996



Autolite XP^{®}**
IRIDIUM
ENHANCED
.6mm FINEWIRE

Autolite[®]
DOUBLE
PLATINUM

Autolite[®]
PLATINUM &
REVOLUTION HT[®]

Autolite[®]
COPPER
CORE

GAP
ÉNCARTEMENT
ESPACIO

Autolite[®]
GLOW
PLUGS

2007 CHRYSLER TRUCK (includes light trucks, vans, SUV's) (Cont'd)

Year/Model	Part Number	Autolite XP ^{®**}	Autolite [®] Double Platinum	Autolite [®] Platinum & Revolution HT [®]	Autolite [®] Copper Core	GAP ÉNCARTEMENT ESPACIO	Autolite [®] Glow Plugs
Pacifica							
V6-3.8L F/inj. OHV (L)	XP5426	*APP5426	AP5426			.050	
V6-4.0L F/inj. (24V) SOHC (X)	XP5405		*AP5405			.050	
Town & Country APV							
V6-3.3L F/inj. (R) V6-3.3L F/inj. Flex Fuel (G) V6-3.8L F/inj. OHV (L)	XP5426	*APP5426	AP5426			.050	
2006 Pacifica							
V6-3.5L F/inj. (24V) DOHC HO (4)	XP5405		*AP5405			.050	
V6-3.8L F/inj. OHV (L)	XP5426	*APP5426	AP5426			.050	
Town & Country APV							
4-2.4L F/inj. (16V) DOHC (B)	XP5263	APP5263	*AP5263			.040	
V6-3.3L F/inj. (R) V6-3.8L F/inj. OHV (L)	XP5426	*APP5426	AP5426			.050	
2005 Pacifica							
V6-3.5L F/inj. (24V) DOHC (4)	XP5405		*AP5405			.050	
V6-3.8L F/inj. OHV (L)	XP5426	*APP5426	AP5426			.050	
Town & Country APV							
V6-3.3L F/inj. (R) V6-3.3L F/inj. Flex Fuel (3) V6-3.8L F/inj. OHV (L)	XP5426	*APP5426	AP5426			.050	
2004 Pacifica							
V6-3.5L F/inj. (24V) SOHC (4)	XP5405		*AP5405			.050	
Town & Country APV							
V6-3.3L F/inj. (R) V6-3.3L F/inj. Flex Fuel (3) V6-3.8L F/inj. OHV (L)	XP5426	*APP5426	AP5426			.050	
2003 Town & Country APV							
V6-3.3L F/inj. (R) V6-3.3L F/inj. Flex Fuel (3) V6-3.8L F/inj. OHV (L)	XP5426	*APP5426	AP5426			.050	
Voyager							
4-2.4L F/inj. (16V) DOHC (B)	XP5263	APP5263	*AP5263			.040	
V6-3.3L F/inj. (R) V6-3.3L F/inj. Flex Fuel (3)	XP5426	*APP5426	AP5426			.050	
2002 Town & Country APV							
V6-3.3L F/inj. (R) V6-3.3L F/inj. Flex Fuel (3) V6-3.8L F/inj. OHV (L)	XP5426	*APP5426	AP5426			.050	
Voyager							
4-2.4L F/inj. (16V) DOHC (B)	XP5263	APP5263	*AP5263			.040	
V6-3.3L F/inj. (R) V6-3.3L F/inj. Flex Fuel (3)	XP5426	*APP5426	AP5426			.050	
2001 Town & Country APV							
V6-3.3L F/inj. (G) V6-3.3L F/inj. (R) V6-3.3L F/inj. Flex Fuel (3) V6-3.8L F/inj. OHV (L)	XP5426	*APP5426	AP5426			.050	
Voyager							
4-2.4L F/inj. (16V) DOHC (B) 4-2.4L F/inj. (16V) DOHC (X)	XP5263	APP5263	*AP5263			.040	
V6-3.0L F/inj. SOHC (3)	XP64	APP64	AP64	*64		.044	
V6-3.3L F/inj. (R) V6-3.3L F/inj. Flex Fuel (3) V6-3.8L F/inj. OHV (L)	XP5426	*APP5426	AP5426			.050	

*NOTE: O.E. Recommended Plug *REMARQUE : bouchon recommandé pour l'équipement d'origine *NOTA: Se recomienda conector del equipo original

Se Section 9 pour les remarques en français en bas de page. Ver Sección 9 para las páginas de notas de pie de página español.

Passenger Cars & Light Trucks 2011 - 1996



Autolite XP^{®}**
IRIDIUM
ENHANCED
.6mm FINEWIRE

Autolite[®]
DOUBLE
PLATINUM

Autolite[®]
PLATINUM &
REVOLUTION HT[®]

Autolite[®]
COPPER
CORE

GAP
ÉNCARTEMENT
ESPACIO

Autolite[®]
GLOW
PLUGS

CHRYSLER TRUCK (includes light trucks, vans, SUV's) (Cont'd)

2000 Town & Country APV

V6-3.3L F/inj. (24V) SOHC Flex Fuel (G) V6-3.3L F/inj. (R) V6-3.8L F/inj. OHV (L)	XP646	*APP646	AP646	646	.050	
---	-------	----------------	-------	-----	------	--

Voyager, Grand Voyager

4-2.4L F/inj. (16V) DOHC (B)	XP3924	APP3924	AP3924	*3924	.050	
V6-3.0L F/inj. SOHC (3)	XP64	APP64	AP64	*64	.044	
V6-3.3L F/inj. (24V) SOHC Flex Fuel (G) V6-3.3L F/inj. (R)	XP646	*APP646	AP646	646	.050	

1999 Town & Country APV

V6-3.3L F/inj. (24V) SOHC Flex Fuel (G) V6-3.3L F/inj. (R) V6-3.8L F/inj. (L)	XP646	*APP646	AP646	646	.050	
---	-------	----------------	-------	-----	------	--

1998 Town & Country APV

V6-3.3L F/inj. (24V) SOHC Flex Fuel (G) V6-3.3L F/inj. (R) V6-3.8L F/inj. (L)	XP646	*APP646	AP646	646	.050	
---	-------	----------------	-------	-----	------	--

1997 Town & Country APV

4-2.4L F/inj. (16V) DOHC (B)	XP3924	APP3924	AP3924	*3924	.050	
V6-3.0L F/inj. (3) CAN	XP64	APP64	AP64	*64	.044	
V6-3.3L F/inj. (R) V6-3.8L F/inj. (L)	XP646	*APP646	AP646	646	.050	

1996 Town & Country APV

4-2.4L F/inj. (16V) DOHC (X)	XP3924	APP3924	AP3924	*3924	.050	
V6-3.0L F/inj. (3)	XP64	APP64	AP64	*64	.044	
V6-3.3L F/inj. (R) V6-3.8L F/inj. (L)	XP646	APP646	*AP646	646	.050	

2002 DAEWOO CAR

Lanos

4-1.5L F/inj. CAN 4-1.6L F/inj. (16V) DOHC E-TEC (N)	XP3923	APP3923	AP3923	*3923	.044	
---	--------	---------	--------	--------------	------	--

Leganza

4-2.2L F/inj. (16V) DOHC D-TEC (2)	XP5224	APP5224	AP5224	*5224	.044	
------------------------------------	--------	---------	--------	--------------	------	--

Nubira

4-2.0L F/inj. (16V) DOHC D-TEC (Z)	XP3923	APP3923	AP3923	*3923	.044	
------------------------------------	--------	---------	--------	--------------	------	--

2001 Lanos

4-1.5L F/inj. CAN 4-1.6L F/inj. (16V) DOHC E-TEC (N)	XP3923	APP3923	AP3923	*3923	.044	
---	--------	---------	--------	--------------	------	--

Leganza

4-2.2L F/inj. (16V) DOHC D-TEC (2)	XP5224	APP5224	AP5224	*5224	.044	
------------------------------------	--------	---------	--------	--------------	------	--

Nubira

4-2.0L F/inj. (16V) DOHC D-TEC (Z)	XP3923	APP3923	AP3923	*3923	.044	
------------------------------------	--------	---------	--------	--------------	------	--

2000 Lanos

4-1.5L F/inj. CAN 4-1.6L F/inj. (16V) DOHC E-TEC (N)	XP3923	APP3923	AP3923	*3923	.044	
---	--------	---------	--------	--------------	------	--

Leganza

4-2.2L F/inj. (16V) DOHC D-TEC (2)	XP5224	APP5224	AP5224	*5224	.044	
------------------------------------	--------	---------	--------	--------------	------	--

Nubira

4-2.0L F/inj. (16V) DOHC D-TEC (Z)	XP3923	APP3923	AP3923	*3923	.044	
------------------------------------	--------	---------	--------	--------------	------	--

1999 Lanos

4-1.5L F/inj. CAN 4-1.6L F/inj. (16V) DOHC	XP3923	APP3923	AP3923	*3923	.044	
---	--------	---------	--------	--------------	------	--

***NOTE: O.E. Recommended Plug *REMARQUE : bouchon recommandé pour l'équipement d'origine *NOTA: Se recomienda conector del equipo original**

Se Section 9 pour les remarques en français en bas de page. Ver Seccion 9 para las páginas de notas de pie de página español.

Passenger Cars & Light Trucks 2011 - 1996



Autolite XP^{®}**
IRIDIUM
ENHANCED
.6mm FINEWIRE

Autolite[®]
DOUBLE
PLATINUM

Autolite[®]
PLATINUM &
REVOLUTION HT[®]

Autolite[®]
COPPER
CORE

GAP
ÉNCARTEMENT
ESPACIO

Autolite[®]
GLOW
PLUGS

1999 DAEWOO CAR (Cont'd)

<i>Leganza</i>						
4-2.2L F/inj. (16V) DOHC	XP5224	APP5224	AP5224	*5224	.044	
<i>Nubira</i>						
4-2.0L F/inj. (16V) DOHC	XP3923	APP3923	AP3923	*3923	.044	
1998 Lanos (Canada)						
4-1.6L F/inj. (16V) DOHC	XP3923	APP3923	AP3923	*3923	.044	
<i>Leganza (Canada)</i>						
4-2.2L F/inj. (16V) DOHC	XP5224	APP5224	AP5224	*5224	.044	
<i>Nubira (Canada)</i>						
4-2.0L F/inj. (16V) DOHC	XP3923	APP3923	AP3923	*3923	.044	

2011 DODGE CAR

<i>Avenger</i>						
4-2.4L F/inj. (16V) DOHC ED3 (B)	XP5224	*APP5224	AP5224	5224	.050	
4-2.4L F/inj. (16V) DOHC EDG (B)						
<i>Caliber</i>						
4-2.0L F/inj. (16V) DOHC EGN (A)	XP5224	APP5224	AP5224	*5224	.050	
4-2.4L F/inj. (16V) DOHC ED3 (B)						
4-2.4L F/inj. (16V) DOHC EDG (B)						
<i>Challenger</i>						
V8-5.7L F/inj. EZC Hemi (T)	XP5325 ³⁰⁹	*APP5325 ^{309, 9524}			.045	
V8-5.7L F/inj. EZH Hemi (T)						
<i>Charger</i>						
V8-5.7L F/inj. EZH Hemi (T)	XP5325 ³⁰⁹	*APP5325 ^{309, 9524}			.045	
2010 Avenger						
4-2.4L F/inj. (16V) DOHC (PZEV)	XP5224	*APP5224	AP5224	5224	.040	
4-2.4L F/inj. ED3 (B)	XP5224	APP5224	AP5224	*5224	.040	
V6-2.7L F/inj. (24V) DOHC (D)	XP5263	APP5263	*AP5263		.050	
V6-2.7L F/inj. (24V) DOHC Flex Fuel (D)						
V6-3.5L F/inj. (24V) EGF (V)	XP5405		*AP5405		.050	
<i>Caliber</i>						
4-1.8L F/inj. EBA (C)	XP5224	APP5224	AP5224	*5224	.050	
4-2.0L F/inj. (16V) DOHC EGN (A)						
4-2.4L F/inj. (16V) DOHC ED3 (B)						
4-2.4L F/inj. (16V) DOHC Turbo (F)	XP5224	*APP5224	AP5224	5224	.050	
<i>Challenger</i>						
V6-3.5L F/inj. (24V) SOHC EGG HO (V)	XP5405		*AP5405		.050	
V8-5.7L F/inj. Hemi Magnum (T)	XP5325 ³⁰⁹	*APP5325 ^{309, 9524}			.045	
V8-6.1L F/inj. Hemi Magnum (W)	XP5263 ³⁰⁹	*APP5263 ^{309, 9524}	AP5263 ³⁰⁹		.045	
<i>Charger</i>						
V6-2.7L F/inj. EER (D)	XP5263	APP5263	*AP5263		.050	
V6-3.5L F/inj. (24V) SOHC EGG HO (V)	XP5405		*AP5405		.050	
V8-5.7L F/inj. Hemi Magnum (T)	XP5325 ³⁰⁹	*APP5325 ^{309, 9524}			.045	
V8-6.1L F/inj. Hemi (W)	XP5263 ³⁰⁹	*APP5263 ^{309, 9524}	AP5263 ³⁰⁹		.045	
<i>Viper SRT-10</i>						
V10-8.4L F/inj. (Z)	XP5263	APP5263	*AP5263		.035	
2009 Avenger						
4-2.4L F/inj. (16V) DOHC (J)	XP5224	APP5224	AP5224	*5224	.040	
4-2.4L F/inj. (16V) DOHC (K)						
4-2.4L F/inj. ED3 (B)						
V6-2.7L F/inj. (24V) DOHC (D)	XP5263	APP5263	*AP5263		.050	
V6-2.7L F/inj. (24V) DOHC (R)						
V6-2.7L F/inj. (24V) DOHC Flex Fuel (D)						
V6-3.5L F/inj. (24V) EGF (V)	XP5405		*AP5405		.050	

*NOTE: O.E. Recommended Plug *REMARQUE : bouchon recommandé pour l'équipement d'origine *NOTA: Se recomienda conector del equipo original

Se Section 9 pour les remarques en français en bas de page. Ver Seccion 9 para las páginas de notas de pie de página español.

³⁰⁹ Requires 2 plugs per cylinder ⁹⁵²⁴ Fine wire

Passenger Cars & Light Trucks 2011 - 1996



Autolite XP^{®}**
IRIDIUM
ENHANCED
.6mm FINEWIRE

Autolite[®]
DOUBLE
PLATINUM

Autolite[®]
PLATINUM &
REVOLUTION HT[®]

Autolite[®]
COPPER
CORE

GAP
ÉNCARTEMENT
ESPACIO

Autolite[®]
GLOW
PLUGS

2009 DODGE CAR (Cont'd)

Caliber

4-1.8L F/inj. (16V) DOHC (C)	XP5224	APP5224	AP5224	*5224	.050	
4-2.0L F/inj. (16V) DOHC (A)						
4-2.4L F/inj. (16V) DOHC (B)	XP5224	APP5224	AP5224	*5224	.040	
4-2.4L F/inj. (16V) DOHC (J)	XP5224	APP5224	AP5224	*5224	.050	
4-2.4L F/inj. (16V) DOHC (K)						
4-2.4L F/inj. (16V) DOHC Turbo (F)	XP5224	*APP5224	AP5224	5224	.050	

Challenger

V6-3.5L F/inj. (24V) SOHC HO (V)	XP5405		*AP5405		.050	
V8-5.7L F/inj. Hemi Magnum (T)	XP5325 ³⁰⁹	*APP5325 ^{309, 9524}			.045	
V8-6.1L F/inj. Hemi Magnum (W)	XP5263 ³⁰⁹	*APP5263 ^{309, 9524}	AP5263 ³⁰⁹		.045	

Charger

V6-2.7L F/inj. EER (D)	XP5263	APP5263	*AP5263		.050	
V6-3.5L F/inj. (24V) SOHC EGG HO (V)	XP5405		*AP5405		.050	
V8-5.7L F/inj. Hemi Magnum (T)	XP5325 ³⁰⁹	*APP5325 ^{309, 9524}			.045	
V8-6.1L F/inj. Hemi (W)	XP5263 ³⁰⁹	*APP5263 ^{309, 9524}	AP5263 ³⁰⁹		.045	

Magnum

V6-2.7L F/inj. (24V) DOHC Flex Fuel (D)	XP5263	APP5263	*AP5263		.050	
V6-3.5L F/inj. (24V) DOHC HO (V)	XP5405		*AP5405		.050	
V8-5.7L F/inj. Hemi Magnum (T)	XP5325 ³⁰⁹	*APP5325 ^{309, 9524}			.045	
V8-6.1L F/inj. Hemi (W)	XP5263 ³⁰⁹	*APP5263 ^{309, 9524}	AP5263 ³⁰⁹		.045	

Viper SRT-10

V10-8.4L F/inj. (Z)	XP5263	APP5263	*AP5263		.035	
---------------------	--------	---------	----------------	--	------	--

2008 Avenger

4-2.4L F/inj. (16V) DOHC (K)	XP5224	APP5224	AP5224	*5224	.040	
4-2.4L F/inj. (16V) DOHC (PZEV) (J)						
V6-2.7L F/inj. (24V) DOHC (R)	XP5263	APP5263	*AP5263		.050	
V6-2.7L F/inj. (24V) DOHC Flex Fuel (R)						
V6-3.5L F/inj. (24V) SOHC HO (M)	XP5405		*AP5405		.050	

Caliber

4-1.8L F/inj. (16V) DOHC (C)	XP5224	APP5224	AP5224	*5224	.040	
4-2.0L F/inj. (16V) DOHC (B)						
4-2.4L F/inj. (16V) DOHC (K)						
4-2.4L F/inj. (16V) DOHC Turbo (F)	XP5224	*APP5224	AP5224	5224	.040	

Challenger

V8-6.1L F/inj. Hemi Magnum (W)	XP5263 ³⁰⁹	*APP5263 ^{309, 9524}	AP5263 ³⁰⁹		.045	
--------------------------------	-----------------------	--------------------------------------	-----------------------	--	------	--

Charger

V6-2.7L F/inj. (24V) DOHC (R)	XP5263	APP5263	*AP5263		.050	
V6-3.5L F/inj. (24V) DOHC HO (G)	XP5405		*AP5405		.050	
V8-5.7L F/inj. Hemi Magnum (H)	XP5263 ³⁰⁹	APP5263 ³⁰⁹	*AP5263 ³⁰⁹		.045	
V8-6.1L F/inj. Hemi (W)	XP5263 ³⁰⁹	*APP5263 ^{309, 9524}	AP5263 ³⁰⁹		.045	

Magnum

V6-2.7L F/inj. (24V) DOHC (T)	XP5263	APP5263	*AP5263		.050	
V6-3.5L F/inj. (24V) DOHC HO (V)	XP5405		*AP5405		.050	
V8-5.7L F/inj. Hemi Magnum (2)	XP5263 ³⁰⁹	APP5263 ³⁰⁹	*AP5263 ³⁰⁹		.045	
V8-6.1L F/inj. Hemi (3)	XP5263 ³⁰⁹	*APP5263 ^{309, 9524}	AP5263 ³⁰⁹		.045	

Viper SRT-10

V10-8.4L F/inj. (Z)	XP5263	APP5263	*AP5263		.035	
---------------------	--------	---------	----------------	--	------	--

2007 Caliber

4-1.8L F/inj. (C)	XP5224	APP5224	AP5224	*5224	.040	
4-2.0L F/inj. (B)						
4-2.4L F/inj. (K)						

***NOTE: O.E. Recommended Plug *REMARQUE : bouchon recommandé pour l'équipement d'origine *NOTA: Se recomienda conector del equipo original**

Se Section 9 pour les remarques en français en bas de page. Ver Sección 9 para las páginas de notas de pie de página español.

³⁰⁹ Requires 2 plugs per cylinder ⁹⁵²⁴ Fine wire

DODGE CAR

Passenger Cars & Light Trucks 2011 - 1996



Autolite XP^{®}**
IRIDIUM
ENHANCED
.6mm FINEWIRE

Autolite[®]
DOUBLE
PLATINUM

Autolite[®]
PLATINUM &
REVOLUTION HT[®]

Autolite[®]
COPPER
CORE

GAP
ENCARTEMIO
ESPACIO

Autolite[®]
GLOW
PLUGS

2007 DODGE CAR (Cont'd)

<i>Charger</i>						
V6-2.7L F/inj. (24V) DOHC (R)	XP5263	APP5263	*AP5263		.050	
V6-3.5L F/inj. (24V) DOHC HO (G)	XP5405		*AP5405		.050	
V8-5.7L F/inj. Hemi Magnum (H)	XP5263 ³⁰⁹	APP5263 ³⁰⁹	*AP5263³⁰⁹		.045	
V8-6.1L F/inj. Hemi (W)	XP5263 ³⁰⁹	*APP5263^{309, 9524}	AP5263 ³⁰⁹		.045	
<i>Magnum</i>						
V6-2.7L F/inj. (24V) DOHC (T)	XP5263	APP5263	*AP5263		.050	
V6-3.5L F/inj. (24V) DOHC HO (V)	XP5405		*AP5405		.050	
V8-5.7L F/inj. Hemi Magnum (2)	XP5263 ³⁰⁹	APP5263 ³⁰⁹	*AP5263³⁰⁹		.045	
V8-6.1L F/inj. Hemi (3)	XP5263 ³⁰⁹	*APP5263^{309, 9524}	AP5263 ³⁰⁹		.045	
<i>Stratus Sedan 4 Door, Convertible</i>						
4-2.4L F/inj. (16V) DOHC (X)	XP5263	APP5263	*AP5263		.040	
V6-2.7L F/inj. (24V) DOHC (R)	XP5263	*APP5263⁹⁵²⁴	AP5263		.050	

2006 Charger						
V6-2.7L F/inj. (24V) DOHC (R)	XP5263	APP5263	*AP5263		.050	
V6-3.5L F/inj. (24V) DOHC HO (G)	XP5405		*AP5405		.050	
V8-5.7L F/inj. Hemi Magnum (H)	XP5263 ³⁰⁹	APP5263 ³⁰⁹	*AP5263³⁰⁹		.045	
V8-6.1L F/inj. Hemi (W)	XP5263 ³⁰⁹	*APP5263^{309, 9524}	AP5263 ³⁰⁹		.045	
<i>Magnum</i>						
V6-2.7L F/inj. (24V) DOHC (T)	XP5263	APP5263	*AP5263		.050	
V6-3.5L F/inj. (24V) DOHC HO (V)	XP5405		*AP5405		.050	
V8-5.7L F/inj. Hemi Magnum (2)	XP5263 ³⁰⁹	APP5263 ³⁰⁹	*AP5263³⁰⁹		.045	
V8-6.1L F/inj. Hemi (3)	XP5263 ³⁰⁹	*APP5263^{309, 9524}	AP5263 ³⁰⁹		.045	
<i>Neon, SRT-4, SX 2.0 (Canada)</i>						
4-2.0L F/inj. (16V) SOHC (C)	XP3923	APP3923	AP3923	*3923	.035	
4-2.0L F/inj. (16V) SOHC HO (F)						
4-2.4L F/inj. (16V) DOHC Turbo HO (S)	XP5263	APP5263	*AP5263		.050	

<i>Stratus Sedan 4 Door, Convertible</i>						
4-2.4L F/inj. (16V) DOHC (PZEV) (J)	XP5263	APP5263	*AP5263		.050	
4-2.4L F/inj. (16V) DOHC (X)	XP5263	APP5263	*AP5263		.040	
V6-2.7L F/inj. (24V) DOHC (R)	XP5263	APP5263	*AP5263		.050	
V6-2.7L F/inj. (24V) DOHC Flex Fuel (T)						
<i>Viper SRT-10</i>						
V10-8.3L F/inj. (Z)	XP985	APP985	AP985	*985	.035	

2005 Magnum						
V6-2.7L F/inj. (24V) DOHC (T)	XP5263	APP5263	*AP5263		.050	
V6-3.5L F/inj. (24V) DOHC HO (V)	XP5405		*AP5405		.050	
V8-5.7L F/inj. Hemi Magnum (2)	XP5263 ³⁰⁹	APP5263 ³⁰⁹	*AP5263³⁰⁹		.045	
<i>Neon, SRT-4, SX 2.0 (Canada)</i>						
4-2.0L F/inj. (16V) SOHC (C)	XP3923	APP3923	AP3923	*3923	.035	
4-2.0L F/inj. (16V) SOHC HO (F)						
4-2.4L F/inj. (16V) DOHC Turbo HO (S)	XP5263	APP5263	*AP5263		.050	

<i>Stratus Coupe</i>						
4-2.4L F/inj. (16V) SOHC (G)	XP3923	APP3923	AP3923	*3923	.044	
V6-3.0L F/inj. (24V) SOHC (H)	XP3923	*APP3923	AP3923	3923	.040	

<i>Stratus Sedan 4 Door, Convertible</i>						
4-2.4L F/inj. (16V) DOHC (PZEV) (J)	XP5263	APP5263	*AP5263		.050	
4-2.4L F/inj. (16V) DOHC (X)	XP5263	APP5263	*AP5263		.040	
V6-2.7L F/inj. (24V) DOHC (R)	XP5263	APP5263	*AP5263		.050	
V6-2.7L F/inj. (24V) DOHC Flex Fuel (T)						
<i>Viper SRT-10</i>						
V10-8.3L F/inj. (Z)	XP985	APP985	AP985	*985	.035	

***NOTE: O.E. Recommended Plug *REMARQUE : bouchon recommandé pour l'équipement d'origine *NOTA: Se recomienda conector del equipo original**

See Section 9 pour les remarques en français en bas de page. Ver Sección 9 para las páginas de notas de pie de página español.

³⁰⁹ Requires 2 plugs per cylinder ⁹⁵²⁴ Fine wire

Passenger Cars & Light Trucks 2011 - 1996



Autolite XP^{®}**
IRIDIUM
ENHANCED
.6mm FINEWIRE

Autolite[®]
DOUBLE
PLATINUM

Autolite[®]
PLATINUM &
REVOLUTION HT[®]

Autolite[®]
COPPER
CORE

GAP
ÉNCARTEMENT
ESPACIO

Autolite[®]
GLOW
PLUGS

DODGE CAR (Cont'd)

2004 Intrepid

V6-2.7L F/inj. (24V) DOHC (R)	XP5263	APP5263	*AP5263		.050	
V6-3.5L F/inj. (24V) SOHC (M)	XP5405		*AP5405		.050	
V6-3.5L F/inj. (24V) SOHC HO (G)						
V6-3.5L F/inj. (24V) SOHC Police (V)						

Magnum

V8-5.7L F/inj. Hemi Magnum (2)	XP5263 ³⁰⁹	APP5263 ³⁰⁹	*AP5263³⁰⁹		.045	
--------------------------------	-----------------------	------------------------	------------------------------	--	------	--

Neon, SRT-4, SX 2.0 (Canada)

4-2.0L F/inj. (16V) SOHC (C)	XP3923	APP3923	AP3923	*3923	.035	
4-2.0L F/inj. (16V) SOHC HO (F)						
4-2.4L F/inj. (16V) DOHC Turbo HO (S)	XP5263	APP5263	*AP5263		.050	

Stratus Coupe

4-2.4L F/inj. (16V) SOHC (G)	XP3923	APP3923	AP3923	*3923	.044	
V6-3.0L F/inj. (24V) SOHC (H)	XP3923	*APP3923	AP3923	3923	.040	

Stratus Sedan 4 Door, Convertible

4-2.4L F/inj. (16V) DOHC (PZEV) (J)	XP5263	APP5263	*AP5263		.050	
4-2.4L F/inj. (16V) DOHC (X)	XP5263	APP5263	*AP5263		.040	
V6-2.7L F/inj. (24V) DOHC (R)	XP5263	APP5263	*AP5263		.050	
V6-2.7L F/inj. (24V) DOHC Flex Fuel (T)						

Viper SRT-10

V10-8.3L F/inj. (Z)	XP985	APP985	AP985	*985	.035	
---------------------	-------	--------	-------	-------------	------	--

2003 Intrepid

V6-2.7L F/inj. (24V) DOHC (R)	XP5263	APP5263	*AP5263		.050	
V6-3.5L F/inj. (24V) SOHC (M)	XP5405		*AP5405		.050	
V6-3.5L F/inj. (24V) SOHC HO (G)						
V6-3.5L F/inj. (24V) SOHC HO (V)						

Neon, SRT-4, SX 2.0 (Canada)

4-2.0L F/inj. (16V) SOHC (C)	XP3923	APP3923	AP3923	*3923	.035	
4-2.0L F/inj. (16V) SOHC HO (F)						
4-2.4L F/inj. DOHC Turbo (S)	XP5263	APP5263	*AP5263		.050	

Stratus Coupe

4-2.4L F/inj. (16V) SOHC (G)	XP3923	APP3923	AP3923	*3923	.044	
V6-3.0L F/inj. (24V) SOHC (H)	XP3923	*APP3923	AP3923	3923	.040	

Stratus Sedan 4 Door, Convertible

4-2.4L F/inj. (16V) DOHC (X)	XP5263	APP5263	*AP5263		.040	
V6-2.7L F/inj. (24V) DOHC (R)	XP5263	APP5263	*AP5263		.050	
V6-2.7L F/inj. (24V) DOHC Flex Fuel (T)						

Viper SRT-10

V10-8.3L F/inj. (Z)	XP985	APP985	AP985	*985	.035	
---------------------	-------	--------	-------	-------------	------	--

2002 Intrepid

V6-2.7L F/inj. (24V) Flex Fuel (R)	XP5263	APP5263	*AP5263		.050	
V6-3.5L F/inj. (24V) SOHC (M)	XP5405		*AP5405		.050	
V6-3.5L F/inj. (24V) SOHC HO (G)						
V6-3.5L F/inj. (24V) SOHC HO (V)						

Neon

4-2.0L F/inj. (16V) SOHC (C)	XP3923	APP3923	AP3923	*3923	.035	
4-2.0L F/inj. (16V) SOHC HO (F)						

Stratus

4-2.4L F/inj. (16V) DOHC (X)	XP5263	APP5263	*AP5263		.040	
4-2.4L F/inj. (16V) SOHC (G)	XP3923	APP3923	AP3923	*3923	.040	
V6-2.7L F/inj. (24V) DOHC (R)	XP5263	APP5263	*AP5263		.050	
V6-2.7L F/inj. (24V) DOHC Flex Fuel (T)						
V6-3.0L F/inj. (24V) SOHC (H)	XP3923	*APP3923	AP3923	3923	.040	

***NOTE: O.E. Recommended Plug *REMARQUE : bouchon recommandé pour l'équipement d'origine *NOTA: Se recomienda conector del equipo original**

Se Section 9 pour les remarques en français en bas de page. Ver Sección 9 para las páginas de notas de pie de página español.

³⁰⁹ Requires 2 plugs per cylinder

DODGE CAR

Passenger Cars & Light Trucks 2011 - 1996



Autolite XP[®]**
IRIDIUM
ENHANCED
.6mm FINEWIRE

Autolite[®]
DOUBLE
PLATINUM

Autolite[®]
PLATINUM &
REVOLUTION HT[®]

Autolite[®]
COPPER
CORE

GAP
ÉCARTEMENT
ESPACIO

Autolite[®]
GLOW
PLUGS

2002 DODGE CAR (Cont'd)

Viper

V10-8.0L F/inj. (E)	XP985	APP985	AP985	*985	.035	
---------------------	-------	--------	-------	-------------	------	--

2001 Intrepid

V6-2.7L F/inj. (24V) DOHC (R) V6-2.7L F/inj. (24V) DOHC (U)	XP5263	APP5263	*AP5263		.050	
V6-3.2L F/inj. (24V) SOHC (J) V6-3.5L F/inj. (24V) SOHC (G) V6-3.5L F/inj. (24V) SOHC HO (V)	XP5405		*AP5405		.050	

Neon

4-2.0L F/inj. (16V) SOHC (C) 4-2.0L F/inj. (16V) SOHC HO (F)	XP3923	APP3923	AP3923	*3923	.035	
---	--------	---------	--------	--------------	------	--

Stratus

4-2.4L F/inj. (16V) DOHC (X)	XP5263	APP5263	*AP5263		.050	
4-2.4L F/inj. (16V) SOHC (G)	XP3923	APP3923	AP3923	*3923	.040	
V6-2.7L F/inj. (24V) DOHC (R) V6-2.7L F/inj. (24V) DOHC (U)	XP5263	APP5263	*AP5263		.050	
V6-3.0L F/inj. (24V) SOHC (H)	XP3923	*APP3923	AP3923	3923	.040	

Viper

V10-8.0L F/inj. (E)	XP985	APP985	AP985	*985	.035	
---------------------	-------	--------	-------	-------------	------	--

2000 Avenger

V6-2.5L F/inj. (24V) DOHC (N)	XP3924	*APP3924	AP3924	3924	.044	
-------------------------------	--------	-----------------	--------	------	------	--

Intrepid

V6-2.7L F/inj. (24V) DOHC (R) V6-2.7L F/inj. (24V) DOHC (U)	XP5263	APP5263	*AP5263		.050	
V6-3.2L F/inj. (24V) SOHC (J) V6-3.5L F/inj. (24V) SOHC HO (G) V6-3.5L F/inj. (24V) SOHC HO (V)	XP5405		*AP5405		.050	

Neon

4-2.0L F/inj. (16V) DOHC (Y) 4-2.0L F/inj. (16V) SOHC (C)	XP3923	APP3923	AP3923	*3923	.035	
--	--------	---------	--------	--------------	------	--

Stratus

4-2.0L F/inj. (16V) SOHC (C)	XP3923	APP3923	AP3923	*3923	.035	
4-2.4L F/inj. (16V) DOHC (X)	XP3924	APP3924	AP3924	*3924	.050	
V6-2.5L F/inj. (24V) SOHC (H)	XP3923	*APP3923	AP3923	3923	.044	

Viper

V10-8.0L F/inj. (E)	XP985	APP985	AP985	*985	.035	
---------------------	-------	--------	-------	-------------	------	--

1999 Avenger

4-2.0L F/inj. (16V) DOHC (Y)	XP3923	APP3923	AP3923	*3923	.050	
V6-2.5L F/inj. (24V) DOHC (N)	XP3923	*APP3923	AP3923	3923	.044	

Intrepid

V6-2.7L F/inj. (24V) DOHC (R)	XP5263	APP5263	*AP5263		.050	
V6-3.2L F/inj. (24V) SOHC (J) V6-3.5L F/inj. (24V) SOHC (G)	XP5405		*AP5405		.050	

Neon

4-2.0L F/inj. (16V) DOHC (Y) 4-2.0L F/inj. (16V) SOHC (C)	XP3923	APP3923	AP3923	*3923	.035	
--	--------	---------	--------	--------------	------	--

Stratus

4-2.0L F/inj. (16V) SOHC (C)	XP3923	APP3923	AP3923	*3923	.035	
4-2.4L F/inj. (16V) DOHC (X)	XP3924	APP3924	AP3924	*3924	.050	
V6-2.5L F/inj. (24V) SOHC (H)	XP3923	*APP3923	AP3923	3923	.044	

Viper

V10-8.0L F/inj. (E)	XP985	APP985	AP985	*985	.035	
---------------------	-------	--------	-------	-------------	------	--



1998 Avenger

4-2.0L F/inj. (16V) DOHC (Y)	XP3923	APP3923	AP3923	*3923	.050	
------------------------------	--------	---------	--------	--------------	------	--

*NOTE: O.E. Recommended Plug *REMARQUE : bouchon recommandé pour l'équipement d'origine *NOTA: Se recomienda conector del equipo original

Se Section 9 pour les remarques en français en bas de page. Ver Seccion 9 para las páginas de notas de pie de página español.

Passenger Cars & Light Trucks 2011 - 1996

		Autolite XP^{®**} IRIDIUM ENHANCED .6mm FINEWIRE	Autolite[®] DOUBLE PLATINUM	Autolite[®] PLATINUM & REVOLUTION HT [®]	Autolite[®] COPPER CORE	GAP ÉNCARTEMENT ESPACIO	Autolite[®] GLOW PLUGS
1998 DODGE CAR Avenger (Cont'd)							
V6-2.5L F/inj. (24V) DOHC (N)		XP3923	*APP3923	AP3923	3923	.044	
Intrepid							
V6-2.7L F/inj. (24V) DOHC (R)		XP5263	APP5263	*AP5263		.050	
V6-3.2L F/inj. (24V) SOHC (J)		XP5405		*AP5405		.050	
V6-3.5L F/inj. (24V) SOHC (G)							
Neon							
4-2.0L F/inj. (16V) DOHC (Y)		XP3923	APP3923	AP3923	*3923	.035	
4-2.0L F/inj. (16V) SOHC (C)							
Stratus							
4-2.0L F/inj. (16V) DOHC (C)		XP3923	APP3923	AP3923	*3923	.035	
4-2.4L F/inj. (16V) DOHC (X)		XP3924	APP3924	AP3924	*3924	.050	
V6-2.5L F/inj. (24V) SOHC (H)		XP3923	*APP3923	AP3923	3923	.044	
Viper							
V10-8.0L F/inj. (E)		XP985	APP985	AP985	*985	.035	
1997 Avenger							
4-2.0L F/inj. (16V) DOHC (Y)		XP3923	APP3923	AP3923	*3923	.050	
V6-2.5L F/inj. (24V) DOHC (N)		XP3923	*APP3923	AP3923	3923	.044	
Intrepid							
V6-3.3L F/inj. (24V) DOHC (T)		XP646	APP646	AP646	*646	.050	
V6-3.3L F/inj. (24V) DOHC Flex Fuel (U)							
V6-3.5L F/inj. (24V) DOHC (F)		XP985	APP985	AP985	*985	.035	
Neon							
4-2.0L F/inj. (16V) DOHC (Y)		XP3923	APP3923	AP3923	*3923	.050	
4-2.0L F/inj. (16V) SOHC (C)		XP3923	APP3923	AP3923	*3923	.035	
Stealth							
V6-3.0L F/inj. (12V) SOHC (H)		XP64	APP64	AP64	*64	.044	
V6-3.0L F/inj. (24V) DOHC (J)		XP3924	APP3924	AP3924	*3924	.044	
V6-3.0L F/inj. (24V) DOHC Turbo (K)							
Stratus							
4-2.0L F/inj. (16V) DOHC (C)		XP3923	APP3923	AP3923	*3923	.035	
4-2.4L F/inj. (16V) DOHC (X)		XP3924	APP3924	AP3924	*3924	.050	
V6-2.5L F/inj. (24V) SOHC (H)		XP3923	*APP3923	AP3923	3923	.044	
Viper							
V10-8.0L F/inj. (E)		XP985	APP985	AP985	*985	.035	
1996 Avenger							
4-2.0L F/inj. (16V) DOHC (Y)		XP3923	APP3923	AP3923	*3923	.050	
V6-2.5L F/inj. (24V) DOHC (N)		XP3923	*APP3923	AP3923	3923	.044	
Colt							
4-1.5L F/inj. (A)		XP64	APP64	AP64	*64	.044	
4-1.8L F/inj. (16V) (C)		XP3924	APP3924	AP3924	*3924	.044	
4-2.4L F/inj. (16V) (G)		XP3923	APP3923	AP3923	*3923	.044	
Intrepid							
V6-3.3L F/inj. (24V) DOHC (T)		XP646	APP646	AP646	*646	.050	
V6-3.3L F/inj. (24V) DOHC Flex Fuel (U)							
V6-3.5L F/inj. (24V) DOHC (F)		XP985	APP985	AP985	*985	.035	
Neon							
4-2.0L F/inj. (16V) DOHC (Y)		XP3923	APP3923	AP3923	*3923	.035	
4-2.0L F/inj. (16V) SOHC (C)							
Stealth							
V6-3.0L F/inj. (12V) SOHC (H)		XP64	APP64	AP64	*64	.044	
V6-3.0L F/inj. (24V) DOHC (J)		XP3924	APP3924	AP3924	*3924	.044	
V6-3.0L F/inj. (24V) DOHC Turbo (K)		XP3924	*APP3924	AP3924	3924	.044	

***NOTE: O.E. Recommended Plug *REMARQUE : bouchon recommandé pour l'équipement d'origine *NOTA: Se recomienda conector del equipo original**

Se Section 9 pour les remarques en français en bas de page. Ver Sección 9 para las páginas de notas de pie de página español.

Passenger Cars & Light Trucks 2011 - 1996



Autolite XP^{®}**
IRIDIUM
ENHANCED
.6mm FINEWIRE

Autolite[®]
DOUBLE
PLATINUM

Autolite[®]
PLATINUM &
REVOLUTION HT[®]

Autolite[®]
COPPER
CORE

GAP
ÉCARTEMENT
ESPACIO

Autolite[®]
GLOW
PLUGS

1996 DODGE CAR (Cont'd)

Stratus

4-2.0L F/inj. (16V) DOHC (C)	XP3923	APP3923	AP3923	*3923	.035	
4-2.4L F/inj. (16V) DOHC (X)	XP3924	APP3924	AP3924	*3924	.050	
V6-2.5L F/inj. (24V) SOHC (H)	XP3923	*APP3923	AP3923	3923	.044	

Viper

V10-8.0L F/inj. (E)	XP985	APP985	AP985	*985	.035	
---------------------	-------	--------	-------	-------------	------	--

2011 DODGE TRUCK (includes light trucks, vans, SUV's)

Dakota

V6-3.7L F/inj. EKG (K)	XP5224	*APP5224	AP5224	5224	.050	
------------------------	--------	-----------------	--------	------	------	--

Durango

V8-5.7L F/inj. EZH Hemi (T)	XP5325 ³⁰⁹	*APP5325 ^{309, 9524}			.045	
-----------------------------	-----------------------	--------------------------------------	--	--	------	--

Journey

4-2.4L F/inj. (16V) DOHC ED3 (B)	XP5224	APP5224	AP5224	*5224	.050	
----------------------------------	--------	---------	--------	--------------	------	--

Nitro

V6-3.7L F/inj. EKG (K)	XP5224	*APP5224	AP5224	5224	.035	
V6-4.0L F/inj. (24V) SOHC EGS (X)	XP5405		*AP5405		.050	

Ram 1500-3500 Pickup

V6-3.7L F/inj. EKG (K)	XP5224	*APP5224	AP5224	5224	.035	
V8-5.7L F/inj. EZC Hemi (T)	XP5325 ³⁰⁹	*APP5325 ^{309, 9524}			.045	
V8-5.7L F/inj. EZH Hemi (T)						

2010 Caravan, Grand Caravan

V6-3.3L F/inj. Flex Fuel EGV (E)	XP5426	*APP5426	AP5426		.050	
V6-3.8L F/inj. EGL (1)						
V6-4.0L F/inj. (24V) SOHC EGQ (X)	XP5405		*AP5405		.050	

Dakota

V6-3.7L F/inj. EKG (K)	XP5224	*APP5224	AP5224	5224	.050	
------------------------	--------	-----------------	--------	------	------	--

Journey

4-2.4L F/inj. (16V) DOHC ED3 (B)	XP5224	APP5224	AP5224	*5224	.040	
4-2.4L F/inj. (16V) DOHC EDG (B)						
V6-3.5L F/inj. (24V) EGF (V)	XP5405		*AP5405		.050	

Nitro

V6-3.7L F/inj. EKG (K)	XP5224	*APP5224	AP5224	5224	.035	
V6-4.0L F/inj. (24V) SOHC EGS (X)	XP5405		*AP5405		.050	

Ram 1500-3500 Pickup

V6-3.7L F/inj. EKG (K)	XP5224	*APP5224	AP5224	5224	.035	
V8-5.7L F/inj. Hemi Magnum (T)	XP5325 ³⁰⁹	*APP5325 ^{309, 9524}			.045	

2009 Caravan, Grand Caravan

V6-3.3L F/inj. Flex Fuel EGV (E)	XP5426	*APP5426	AP5426		.050	
V6-3.8L F/inj. (1)						
V6-4.0L F/inj. (24V) SOHC (X)	XP5405		*AP5405		.050	

Dakota

V6-3.7L F/inj. (K)	XP5224	*APP5224	AP5224	5224	.050	
--------------------	--------	-----------------	--------	------	------	--

Durango

V6-3.7L F/inj. (K)	XP5224	*APP5224	AP5224	5224	.040	
V8-5.7L F/inj. Hemi Magnum (T)	XP5325 ³⁰⁹	*APP5325 ^{309, 9524}			.045	

Durango Hybrid

V8-5.7L F/inj. EZE Hemi Magnum (T)	XP5325 ³⁰⁹	*APP5325 ^{309, 9524}			.045	
------------------------------------	-----------------------	--------------------------------------	--	--	------	--

Journey

4-2.4L F/inj. (16V) DOHC (B)	XP5224	APP5224	AP5224	*5224	.040	
V6-3.5L F/inj. (24V) DOHC HO (V)	XP5405		*AP5405		.050	

Nitro



V6-3.7L F/inj. (K)	XP5224	*APP5224	AP5224	5224	.035	
--------------------	--------	-----------------	--------	------	------	--

*NOTE: O.E. Recommended Plug *REMARQUE : bouchon recommandé pour l'équipement d'origine *NOTA: Se recomienda conector del equipo original

Se Section 9 pour les remarques en français en bas de page. Ver Seccion 9 para las páginas de notas de pie de página español.

³⁰⁹ Requires 2 plugs per cylinder ⁹⁵²⁴ Fine wire

Passenger Cars & Light Trucks 2011 - 1996

		Autolite XP^{®**} IRIDIUM ENHANCED .6mm FINEWIRE	Autolite[®] DOUBLE PLATINUM	Autolite[®] PLATINUM & REVOLUTION HT [®]	Autolite[®] COPPER CORE	GAP ÉNCARTEMENT ESPACIO	Autolite[®] GLOW PLUGS
2009 DODGE TRUCK (includes light trucks, vans, SUV's) <i>Nitro</i> (Cont'd)							
V6-4.0L F/inj. (24V) SOHC (X)		XP5405		*AP5405		.050	
<i>Ram 1500-3500 Pickup</i>							
V6-3.7L F/inj. (K)		XP5224	*APP5224	AP5224	5224	.035	
V8-5.7L F/inj. Hemi Magnum (D)		XP5325 ³⁰⁹	*APP5325 ^{309, 9524}			.045	
V8-5.7L F/inj. Hemi Magnum (T)							
2008 Caravan, Grand Caravan							
V6-3.3L F/inj. (H)		XP5426	*APP5426	AP5426		.050	
V6-3.3L F/inj. Flex Fuel (H)							
V6-3.3L F/inj. Flex Fuel EGV (E)							
V6-3.8L F/inj. (P)							
V6-4.0L F/inj. (24V) SOHC (X)		XP5405		*AP5405		.050	
<i>Dakota</i>							
V6-3.7L F/inj. (K)		XP5224	*APP5224	AP5224	5224	.050	
<i>Durango</i>							
V6-3.7L F/inj. (K)		XP5224	*APP5224	AP5224	5224	.035	
V8-5.7L F/inj. Hemi Magnum (2)		XP5263 ³⁰⁹	APP5263 ³⁰⁹	*AP5263 ³⁰⁹		.045	
<i>Nitro</i>							
V6-3.7L F/inj. (K)		XP5224	*APP5224	AP5224	5224	.035	
V6-4.0L F/inj. (24V) SOHC (6)		XP5405		*AP5405		.050	
<i>Ram 1500-3500 Pickup</i>							
V6-3.7L F/inj. (K)		XP5224	*APP5224	AP5224	5224	.035	
V8-5.7L F/inj. Hemi Magnum (2)		XP5263 ³⁰⁹	APP5263 ³⁰⁹	*AP5263 ³⁰⁹		.045	
V8-5.7L F/inj. Hemi Magnum (D)							
2007 Caravan, Grand Caravan							
4-2.4L F/inj. (16V) DOHC (B)		XP5263	APP5263	*AP5263		.040	
V6-3.3L F/inj. (R)		XP5426	*APP5426	AP5426		.050	
V6-3.3L F/inj. Flex Fuel EGV (E)							
V6-3.8L F/inj. (L)							
<i>Dakota</i>							
V6-3.7L F/inj. (K)		XP5224	*APP5224	AP5224	5224	.035	
V8-4.7L F/inj. Flex Fuel EVD (P)		XP5224	APP5224	AP5224	*5224	.040	
V8-4.7L F/inj. Hemi HO (J)					*3922	.040	
V8-4.7L F/inj. SOHC (N)		XP5224	APP5224	AP5224	*5224	.040	
<i>Durango</i>							
V6-3.7L F/inj. (K)		XP5224	*APP5224	AP5224	5224	.035	
V8-4.7L F/inj. (N)		XP5224	APP5224	AP5224	*5224	.040	
V8-4.7L F/inj. Flex Fuel EVD (P)							
V8-5.7L F/inj. Hemi Magnum (2)		XP5263 ³⁰⁹	APP5263 ³⁰⁹	*AP5263 ³⁰⁹		.045	
<i>Nitro</i>							
V6-3.7L F/inj. (K)		XP5224	*APP5224	AP5224	5224	.035	
V6-4.0L F/inj. (24V) SOHC (6)		XP5405		*AP5405		.050	
<i>Ram 1500-3500 Pickup</i>							
V6-3.7L F/inj. (K)		XP5224	*APP5224	AP5224	5224	.035	
V8-4.7L F/inj. (N)		XP5224	*APP5224	AP5224	5224	.040	
V8-4.7L F/inj. Flex Fuel EVD (P)		XP5224	APP5224	AP5224	*5224	.040	
V8-5.7L F/inj. Hemi Magnum (2)		XP5263 ³⁰⁹	APP5263 ³⁰⁹	*AP5263 ³⁰⁹		.045	
V8-5.7L F/inj. Hemi Magnum (D)							
2006 Caravan, Grand Caravan							
4-2.4L F/inj. (16V) DOHC (B)		XP5263	APP5263	*AP5263		.040	
V6-3.3L F/inj. (R)		XP5426	*APP5426	AP5426		.050	
V6-3.3L F/inj. Flex Fuel (3)							
V6-3.3L F/inj. Flex Fuel EGV (E)							
V6-3.8L F/inj. (L)							

***NOTE: O.E. Recommended Plug *REMARQUE : bouchon recommandé pour l'équipement d'origine *NOTA: Se recomienda conector del equipo original**

Se Section 9 pour les remarques en français en bas de page. Ver Seccion 9 para las páginas de notas de pie de página español.

³⁰⁹ Requires 2 plugs per cylinder ⁹⁵²⁴ Fine wire

Passenger Cars & Light Trucks 2011 - 1996



Autolite XP^{®}**
IRIDIUM
ENHANCED
.6mm FINEWIRE

Autolite[®]
DOUBLE
PLATINUM

Autolite[®]
PLATINUM &
REVOLUTION HT[®]

Autolite[®]
COPPER
CORE

GAP
ÉNCARTEMENT
ESPACIO

Autolite[®]
GLOW
PLUGS

2006 DODGE TRUCK (includes light trucks, vans, SUV's) (Cont'd)

Dakota

V6-3.7L F/inj. (K)	XP5224	APP5224	AP5224	*5224	.035	
V8-4.7L F/inj. (N)	XP5224	APP5224	AP5224	*5224	.040	
V8-4.7L F/inj. Hemi HO (J)				*3922	.040	

Durango

V6-3.7L F/inj. (K)	XP5224	*APP5224	AP5224	5224	.035	
V8-4.7L F/inj. (N)	XP5224	APP5224	AP5224	*5224	.040	
V8-4.7L F/inj. Flex Fuel EVD (P)						
V8-5.7L F/inj. Hemi Magnum (2)	XP5263 ³⁰⁹	APP5263 ³⁰⁹	*AP5263³⁰⁹		.045	

Ram 1500-3500 Pickup

V6-3.7L F/inj. (K)	XP5224	*APP5224	AP5224	5224	.035	
V8-4.7L F/inj. (N)	XP5224	APP5224	AP5224	*5224	.040	
V8-4.7L F/inj. Flex Fuel EVD (P)						
V8-5.7L F/inj. Hemi Magnum (2)	XP5263 ³⁰⁹	APP5263 ³⁰⁹	*AP5263³⁰⁹		.045	
V8-5.7L F/inj. Hemi Magnum (D)						

Ram SRT-10 Pickup

V10-8.3L F/inj. (H)	XP985	APP985	AP985	*985	.035	
---------------------	-------	--------	-------	-------------	------	--

Sprinter

5-2.7L Diesel Turbo (4)						*1118
-------------------------	--	--	--	--	--	--------------

2005 Caravan, Grand Caravan

4-2.4L F/inj. (16V) DOHC (B)	XP5263	APP5263	*AP5263		.040	
V6-3.3L F/inj. (R)	XP5426	*APP5426	AP5426		.050	
V6-3.3L F/inj. Flex Fuel (3)						
V6-3.8L F/inj. (L)						

Dakota

V6-3.7L F/inj. (K)	XP3923	APP3923	AP3923	*3923	.035	
V8-4.7L F/inj. (N)	XP5224	APP5224	AP5224	*5224	.040	
V8-4.7L F/inj. Hemi HO (J)				*3922	.040	

Durango

V6-3.7L F/inj. (K)	XP3923	APP3923	AP3923	*3923	.035	
V8-4.7L F/inj. (N)	XP5224	APP5224	AP5224	*5224	.040	
V8-5.7L F/inj. Hemi Magnum (D)	XP5263 ³⁰⁹	APP5263 ³⁰⁹	*AP5263³⁰⁹		.045	

Ram 1500-3500 Pickup

V6-3.7L F/inj. (K)	XP3923	APP3923	AP3923	*3923	.035	
V8-4.7L F/inj. (N)	XP5224	APP5224	AP5224	*5224	.040	
V8-4.7L F/inj. Flex Fuel EVD (P)						
V8-5.7L F/inj. Hemi Magnum (D)	XP5263 ³⁰⁹	APP5263 ³⁰⁹	*AP5263³⁰⁹		.045	

Ram SRT-10 Pickup

V10-8.3L F/inj. (H)	XP985	APP985	AP985	*985	.035	
---------------------	-------	--------	-------	-------------	------	--

Sprinter

5-2.7L Diesel Turbo (4)						*1118
-------------------------	--	--	--	--	--	--------------

2004 Caravan, Grand Caravan

4-2.4L F/inj. (16V) DOHC (B)	XP5263	APP5263	*AP5263		.040	
V6-3.3L F/inj. (R)	XP5426	*APP5426	AP5426		.050	
V6-3.3L F/inj. Flex Fuel (3)						
V6-3.3L F/inj. Flex Fuel (S)						
V6-3.8L F/inj. (L)						

Dakota

V6-3.7L F/inj. (K)	XP3923	APP3923	AP3923	*3923	.035	
V8-4.7L F/inj. (N)	XP5224	APP5224	AP5224	*5224	.040	

Durango



V6-3.7L F/inj. (K)	XP3923	APP3923	AP3923	*3923	.035	
V8-4.7L F/inj. (N)	XP5224	APP5224	AP5224	*5224	.040	

***NOTE: O.E. Recommended Plug *REMARQUE : bouchon recommandé pour l'équipement d'origine *NOTA: Se recomienda conector del equipo original**

See Section 9 pour les remarques en français en bas de page. Ver Sección 9 para las páginas de notas de pie de página español.

³⁰⁹ Requires 2 plugs per cylinder

Passenger Cars & Light Trucks 2011 - 1996

		Autolite XP^{®**} IRIDIUM ENHANCED .6mm FINEWIRE	Autolite[®] DOUBLE PLATINUM	Autolite[®] PLATINUM & REVOLUTION HT [®]	Autolite[®] COPPER CORE	GAP ÉCARTEMENT ESPACIO	Autolite[®] GLOW PLUGS
2004 DODGE TRUCK (includes light trucks, vans, SUV's) <i>Durango</i> (Cont'd)							
V8-5.7L F/inj. Hemi Magnum (D)		XP5263 ³⁰⁹	APP5263 ³⁰⁹	*AP5263³⁰⁹		.045	
Ram 1500-3500 Pickup							
V10-8.0L F/inj. (W)		XP5224	APP5224	AP5224	*5224	.045	
V10-8.3L F/inj. (Z)		XP985	APP985	AP985	*985	.035	
V6-3.7L F/inj. (K)		XP3923	APP3923	AP3923	*3923	.035	
V8-4.7L F/inj. (N)		XP5224	APP5224	AP5224	*5224	.040	
V8-4.7L F/inj. Flex Fuel EVD (P)							
V8-5.7L F/inj. Hemi Magnum (D)		XP5263 ³⁰⁹	APP5263 ³⁰⁹	*AP5263³⁰⁹		.045	
Ram SRT-10 Pickup							
V10-8.3L F/inj. (H)		XP985	APP985	AP985	*985	.035	
Sprinter							
5-2.7L Diesel Turbo (4)							*1118
2003 Caravan, Grand Caravan							
4-2.4L F/inj. (16V) DOHC (B)		XP5263	APP5263	*AP5263		.040	
V6-3.3L F/inj. (R)		XP5426	*APP5426	AP5426		.050	
V6-3.3L F/inj. Flex Fuel (3)							
V6-3.8L F/inj. (L)							
Dakota							
4-2.5L F/inj. (P)		XP985	APP985	AP985	*985	.035	
V6-3.9L F/inj. (X)		XP5224	APP5224	AP5224	*5224	.040	
V8-4.7L F/inj. (N)							
V8-5.9L F/inj. (Z)							
Durango							
V8-4.7L F/inj. (N)		XP5224	APP5224	AP5224	*5224	.040	
V8-5.9L F/inj. (Z)							
Ram 1500-3500 Pickup							
V10-8.0L F/inj. (W)		XP5224	APP5224	AP5224	*5224	.045	
V6-3.7L F/inj. (K)		XP3923	APP3923	AP3923	*3923	.035	
V6-3.9L F/inj. (X)		XP5224	APP5224	AP5224	*5224	.040	
V8-4.7L F/inj. (N)							
V8-5.2L F/inj. (Y)							
V8-5.2L F/inj. CNG (T)							
V8-5.7L F/inj. Hemi Magnum (D)		XP5263 ³⁰⁹	APP5263 ³⁰⁹	*AP5263³⁰⁹		.045	
V8-5.9L F/inj. (Z)		XP5224	APP5224	AP5224	*5224	.040	
Ram 1500-3500 Van							
V6-3.9L F/inj. (X)		XP5224	APP5224	AP5224	*5224	.040	
V8-5.2L F/inj. (Y)							
V8-5.2L F/inj. CNG (T)							
V8-5.9L F/inj. (Z)							
Sprinter							
5-2.7L Diesel Turbo (1)							*1118
5-2.7L Diesel Turbo (2)							
2002 Caravan, Grand Caravan							
4-2.4L F/inj. (16V) DOHC (B)		XP5263	APP5263	*AP5263		.040	
V6-3.3L F/inj. (R)		XP5426	*APP5426	AP5426		.050	
V6-3.3L F/inj. Flex Fuel (3)							
V6-3.3L F/inj. Flex Fuel (G)							
V6-3.8L F/inj. (L)							
Dakota							
4-2.5L F/inj. (P)		XP985	APP985	AP985	*985	.035	
V6-3.9L F/inj. (X)		XP5224	APP5224	AP5224	*5224	.040	
V8-4.7L F/inj. (N)							
V8-5.9L F/inj. (Z)							

***NOTE: O.E. Recommended Plug *REMARQUE : bouchon recommandé pour l'équipement d'origine *NOTA: Se recomienda conector del equipo original**

Se Section 9 pour les remarques en français en bas de page. Ver Sección 9 para las páginas de notas de pie de página español.

³⁰⁹ Requires 2 plugs per cylinder

Passenger Cars & Light Trucks 2011 - 1996



Autolite XP^{®}**
IRIDIUM
ENHANCED
.6mm FINEWIRE

Autolite[®]
DOUBLE
PLATINUM

Autolite[®]
PLATINUM &
REVOLUTION HT[®]

Autolite[®]
COPPER
CORE

GAP
ÉNCARTEMENT
ESPACIO

Autolite[®]
GLOW
PLUGS



2002 DODGE TRUCK (includes light trucks, vans, SUV's) (Cont'd)

<i>Durango</i>						
V8-4.7L F/inj. (N) V8-5.9L F/inj. (Z)	XP5224	APP5224	AP5224	*5224	.040	
<i>Ram 1500-3500 Pickup</i>						
V10-8.0L F/inj. (W)	XP5224	APP5224	AP5224	*5224	.045	
V6-3.7L F/inj. (K)	XP3923	APP3923	AP3923	*3923	.035	
V6-3.9L F/inj. (X) V8-4.7L F/inj. (N) V8-5.2L F/inj. (Y) V8-5.2L F/inj. CNG (T) V8-5.9L F/inj. (5) V8-5.9L F/inj. (Z)	XP5224	APP5224	AP5224	*5224	.040	
<i>Ram 1500-3500 Van</i>						
V6-3.9L F/inj. (X) V8-5.2L F/inj. (Y) V8-5.2L F/inj. CNG (T) V8-5.9L F/inj. (5) V8-5.9L F/inj. (Z)	XP5224	APP5224	AP5224	*5224	.040	
<i>Sprinter</i>						
5-2.7L Diesel Turbo (1) 5-2.7L Diesel Turbo (2)						*1118
<i>2001 B1500-3500 Van</i>						
V6-3.9L F/inj. (X) V8-5.2L F/inj. (Y) V8-5.2L F/inj. CNG (T) V8-5.9L F/inj. (5) V8-5.9L F/inj. (Z)	XP5224	APP5224	AP5224	*5224	.040	
<i>Caravan, Grand Caravan</i>						
4-2.4L F/inj. (16V) DOHC (B)	XP5263	APP5263	*AP5263		.040	
V6-3.3L F/inj. (R) V6-3.3L F/inj. Flex Fuel (3) V6-3.3L F/inj. Flex Fuel (G) V6-3.8L F/inj. (L)	XP5426	*APP5426	AP5426		.050	
<i>Dakota</i>						
4-2.5L F/inj. (P)	XP985	APP985	AP985	*985	.035	
V6-3.9L F/inj. (X) V8-4.7L F/inj. (N) V8-5.9L F/inj. (Z)	XP5224	APP5224	AP5224	*5224	.040	
<i>Durango</i>						
V8-4.7L F/inj. (N) V8-5.9L F/inj. (Z)	XP5224	APP5224	AP5224	*5224	.040	
<i>Ram 1500-3500 Pickup</i>						
V10-8.0L F/inj. (W)	XP5224	APP5224	AP5224	*5224	.045	
V6-3.9L F/inj. (X) V8-5.2L F/inj. (Y) V8-5.2L F/inj. CNG (T) V8-5.9L F/inj. (5) V8-5.9L F/inj. (Z)	XP5224	APP5224	AP5224	*5224	.040	
<i>2000 B1500-3500 Van</i>						
V6-3.9L F/inj. (X) V8-5.2L F/inj. (Y) V8-5.2L F/inj. CNG (T) V8-5.2L F/inj. LPG (2) V8-5.9L F/inj. (Z)	XP5224	APP5224	AP5224	*5224	.040	
<i>Caravan, Grand Caravan</i>						
4-2.4L F/inj. (16V) DOHC (B)	XP3924	APP3924	AP3924	*3924	.050	
V6-3.0L F/inj. SOHC (3)	XP64	APP64	AP64	*64	.044	

***NOTE: O.E. Recommended Plug *REMARQUE : bouchon recommandé pour l'équipement d'origine *NOTA: Se recomienda conector del equipo original**

Se Section 9 pour les remarques en français en bas de page. Ver Sección 9 para las páginas de notas de pie de página español.

Passenger Cars & Light Trucks 2011 - 1996

		Autolite XP^{®**} IRIDIUM ENHANCED .6mm FINEWIRE	Autolite[®] DOUBLE PLATINUM	Autolite[®] PLATINUM & REVOLUTION HT [®]	Autolite[®] COPPER CORE	GAP ÉNCARTEMENT ESPACIO	Autolite[®] GLOW PLUGS
2000 DODGE TRUCK (includes light trucks, vans, SUV's) <i>Caravan, Grand Caravan (Cont'd)</i>							
V6-3.3L F/inj. (R) V6-3.3L F/inj. Flex Fuel (G) V6-3.8L F/inj. (L)	XP646	*APP646	AP646	646	.050		
Dakota							
4-2.5L F/inj. (P)	XP985	APP985	AP985	*985	.035		
V6-3.9L F/inj. (X) V8-4.7L F/inj. (N) V8-5.9L F/inj. (Z)	XP5224	APP5224	AP5224	*5224	.040		
Durango							
V6-3.9L F/inj. (X) V8-4.7L F/inj. (N) V8-5.2L F/inj. (Y) V8-5.9L F/inj. (Z)	XP5224	APP5224	AP5224	*5224	.040		
Ram 1500-3500 Pickup							
V10-8.0L F/inj. (W)	XP5224	APP5224	AP5224	*5224	.045		
V6-3.9L F/inj. (X) V8-4.7L F/inj. (N) V8-5.2L F/inj. (Y) V8-5.2L F/inj. CNG (T) V8-5.9L F/inj. (5) V8-5.9L F/inj. (Z)	XP5224	APP5224	AP5224	*5224	.040		
1999 B1500-3500 Van							
V6-3.9L F/inj. (X) V8-5.2L F/inj. (Y) V8-5.2L F/inj. CNG (T) V8-5.2L F/inj. LPG (2) V8-5.9L F/inj. (Z)	XP5224	APP5224	AP5224	*5224	.040		
Caravan, Grand Caravan							
4-2.4L F/inj. (16V) DOHC (B)	XP3924	APP3924	AP3924	*3924	.050		
V6-3.0L F/inj. (3)	XP64	APP64	AP64	*64	.044		
V6-3.3L F/inj. (R) V6-3.3L F/inj. Flex Fuel (G) V6-3.8L F/inj. (L)	XP646	*APP646	AP646	646	.050		
Dakota							
4-2.5L F/inj. (P)	XP985	APP985	AP985	*985	.035		
V6-3.9L F/inj. (X) V8-5.2L F/inj. (Y) V8-5.9L F/inj. (Z)	XP5224	APP5224	AP5224	*5224	.040		
Durango							
V6-3.9L F/inj. (X) V8-5.2L F/inj. (Y) V8-5.9L F/inj. (Z)	XP5224	APP5224	AP5224	*5224	.040		
Ram 1500-3500 Pickup							
V10-8.0L F/inj. (W)	XP5224	APP5224	AP5224	*5224	.045		
V6-3.9L F/inj. (X) V8-5.2L F/inj. (Y) V8-5.2L F/inj. CNG (T) V8-5.9L F/inj. (5) V8-5.9L F/inj. (Z)	XP5224	APP5224	AP5224	*5224	.040		
1998 B1500-3500 Van							
V6-3.9L F/inj. (X) V8-5.2L F/inj. (Y) V8-5.2L F/inj. LPG (2) V8-5.9L F/inj. (Z)	XP5224	APP5224	AP5224	*5224	.040		
Caravan, Grand Caravan							
4-2.4L F/inj. (16V) DOHC (B)	XP3924	APP3924	AP3924	*3924	.050		
V6-3.0L F/inj. (3)	XP64	APP64	AP64	*64	.044		

***NOTE: O.E. Recommended Plug *REMARQUE : bouchon recommandé pour l'équipement d'origine *NOTA: Se recomienda conector del equipo original**
Se Section 9 pour les remarques en français en bas de page. Ver Sección 9 para las páginas de notas de pie de página español.

DODGE TRUCK

Passenger Cars & Light Trucks 2011 - 1996



Autolite XP^{®}**
IRIDIUM
ENHANCED
.6mm FINEWIRE

Autolite[®]
DOUBLE
PLATINUM

Autolite[®]
PLATINUM &
REVOLUTION HT[®]

Autolite[®]
COPPER
CORE

GAP
ÉNCARTEMENT
ESPACIO

Autolite[®]
GLOW
PLUGS

1998 DODGE TRUCK (includes light trucks, vans, SUV's) *Caravan, Grand Caravan (Cont'd)*

V6-3.3L F/inj. (R)
V6-3.3L F/inj. CNG (J)
V6-3.3L F/inj. Flex Fuel (G)
V6-3.8L F/inj. (L)

XP646

***APP646**

AP646

646

.050

Dakota

4-2.5L F/inj. (P)
V6-3.9L F/inj. (X)
V8-5.2L F/inj. (Y)
V8-5.9L F/inj. (Z)

XP985

APP985

AP985

***985**

.035

V6-3.9L F/inj. (X)
V8-5.2L F/inj. (Y)
V8-5.9L F/inj. (Z)

XP5224

APP5224

AP5224

***5224**

.040

Durango

V6-3.9L F/inj. (X)
V8-5.2L F/inj. (Y)
V8-5.9L F/inj. (Z)

XP5224

APP5224

AP5224

***5224**

.040

Ram 1500-3500 Pickup

V10-8.0L F/inj. (W)
V6-3.9L F/inj. (X)
V8-5.2L F/inj. (Y)
V8-5.2L F/inj. CNG (T)
V8-5.9L F/inj. (5)
V8-5.9L F/inj. (Z)

XP5224

APP5224

AP5224

***5224**

.045

V6-3.9L F/inj. (X)
V8-5.2L F/inj. (Y)
V8-5.2L F/inj. CNG (T)
V8-5.9L F/inj. (5)
V8-5.9L F/inj. (Z)

XP5224

APP5224

AP5224

***5224**

.040

V6-3.9L F/inj. (X)
V8-5.2L F/inj. (Y)
V8-5.2L F/inj. CNG (T)
V8-5.9L F/inj. (Z)

XP3924

APP3924

AP3924

***3924**

.035

Caravan, Grand Caravan

4-2.4L F/inj. (16V) DOHC (B)
V6-3.0L F/inj. (3)
V6-3.3L F/inj. (R)
V6-3.3L F/inj. CNG (J)
V6-3.8L F/inj. (L)

XP3924

APP3924

AP3924

***3924**

.050

V6-3.0L F/inj. (3)
V6-3.3L F/inj. (R)
V6-3.3L F/inj. CNG (J)
V6-3.8L F/inj. (L)

XP64

APP64

AP64

***64**

.044

V6-3.3L F/inj. (R)
V6-3.3L F/inj. CNG (J)
V6-3.8L F/inj. (L)

XP646

***APP646**

AP646

646

.050

V6-3.3L F/inj. CNG (J)
V6-3.8L F/inj. (L)

XP646

APP646

AP646

***646**

.050

V6-3.3L F/inj. (R)
V6-3.3L F/inj. CNG (J)
V6-3.8L F/inj. (L)

XP646

***APP646**

AP646

646

.050

Dakota

4-2.5L F/inj. (P)
V6-3.9L F/inj. (X)
V8-5.2L F/inj. (Y)
V8-5.2L F/inj. CNG (T)

XP985

APP985

AP985

***985**

.035

V6-3.9L F/inj. (X)
V8-5.2L F/inj. (Y)
V8-5.2L F/inj. CNG (T)

XP5224

APP5224

AP5224

***5224**

.040

Ram 1500-3500 Pickup

V10-8.0L F/inj. (W)
V6-3.9L F/inj. (X)
V8-5.2L F/inj. (Y)
V8-5.2L F/inj. CNG (T)
V8-5.9L F/inj. (5)
V8-5.9L F/inj. (Z)

XP5224

APP5224

AP5224

***5224**

.045

V6-3.9L F/inj. (X)
V8-5.2L F/inj. (Y)
V8-5.2L F/inj. CNG (T)
V8-5.9L F/inj. (5)
V8-5.9L F/inj. (Z)

XP5224

APP5224

AP5224

***5224**

.040

V6-3.9L F/inj. (X)
V8-5.2L F/inj. (Y)
V8-5.2L F/inj. CNG (T)
V8-5.9L F/inj. (5)
V8-5.9L F/inj. (Z)

XP3924

APP3924

AP3924

***3924**

.035

1996 B1500-3500 Van

V6-3.9L F/inj. (X)
V8-5.2L F/inj. (Y)
V8-5.2L F/inj. CNG (T)
V8-5.9L F/inj. (5)
V8-5.9L F/inj. (Z)

XP3924

APP3924

AP3924

***3924**

.035

Caravan, Grand Caravan

4-2.4L F/inj. (16V) DOHC (B)
V6-3.0L F/inj. (3)
V6-3.3L F/inj. (R)
V6-3.3L F/inj. CNG (J)
V6-3.8L F/inj. (L)

XP3924

APP3924

AP3924

***3924**

.050

V6-3.0L F/inj. (3)
V6-3.3L F/inj. (R)
V6-3.3L F/inj. CNG (J)
V6-3.8L F/inj. (L)

XP64

APP64

AP64

***64**

.044

V6-3.3L F/inj. (R)
V6-3.3L F/inj. CNG (J)
V6-3.8L F/inj. (L)

XP646

***APP646**

AP646

646

.050

V6-3.3L F/inj. CNG (J)
V6-3.8L F/inj. (L)

XP646

APP646

AP646

***646**

.050

V6-3.3L F/inj. (R)
V6-3.3L F/inj. CNG (J)
V6-3.8L F/inj. (L)

XP646

***APP646**

AP646



646

.050

***NOTE: O.E. Recommended Plug *REMARQUE : bouchon recommandé pour l'équipement d'origine *NOTA: Se recomienda conector del equipo original**

Se Section 9 pour les remarques en français en bas de page. Ver Seccion 9 para las páginas de notas de pie de página español.

Passenger Cars & Light Trucks 2011 - 1996

		Autolite XP^{®**} IRIDIUM ENHANCED .6mm FINEWIRE	Autolite[®] DOUBLE PLATINUM	Autolite[®] PLATINUM & REVOLUTION HT [®]	Autolite[®] COPPER CORE	GAP ÉNCARTEMENT ESPACIO	Autolite[®] GLOW PLUGS
1996 DODGE TRUCK (includes light trucks, vans, SUV's) (Cont'd)							
<i>Dakota</i>							
4-2.5L F/inj. (P)	XP985	APP985	AP985	*985	.035		
V6-3.9L F/inj. (X) V8-5.2L F/inj. (Y) V8-5.2L F/inj. CNG (T)	XP3924	APP3924	AP3924	*3924	.035		
<i>Ram 1500-3500 Pickup</i>							
V10-8.0L F/inj. (W)	XP5224	APP5224	AP5224	*5224	.045		
V6-3.9L F/inj. (X) V8-5.2L F/inj. (Y) V8-5.2L F/inj. CNG (T) V8-5.9L F/inj. (5) V8-5.9L F/inj. (Z)	XP3924	APP3924	AP3924	*3924	.035		
1999 EAGLE CAR							
<i>Talon</i>							
4-2.0L F/inj. (16V) DOHC (Y)	XP3923	APP3923	AP3923	*3923	.050		
<i>Vision</i>							
V6-3.2L F/inj. (J) V6-3.5L F/inj. (G)	XP5224	APP5224	*AP5224	5224	.050		
1998 Talon							
4-2.0L F/inj. (16V) DOHC (Y)	XP3923	APP3923	AP3923	*3923	.050		
4-2.0L F/inj. (16V) DOHC Turbo (F)	XP63	APP63	AP63	*63	.035		
<i>Vision</i>							
V6-3.2L F/inj. (J) V6-3.5L F/inj. (G)	XP5224	APP5224	*AP5224	5224	.050		
1997 Talon							
4-2.0L F/inj. (16V) DOHC (Y)	XP3923	APP3923	AP3923	*3923	.050		
4-2.0L F/inj. (16V) DOHC Turbo (F)	XP63	APP63	AP63	*63	.035		
<i>Vision</i>							
V6-3.3L F/inj. (T) V6-3.5L F/inj. (24V) (F)	XP646 XP985	APP646 APP985	AP646 AP985	*646 *985	.050 .035		
1996 Summit							
4-1.5L F/inj. (A)	XP64	APP64	AP64	*64	.044		
4-1.8L F/inj. (16V) (C)	XP3924	APP3924	AP3924	*3924	.044		
4-2.4L F/inj. (16V) (G)	XP3923	APP3923	AP3923	*3923	.044		
<i>Talon</i>							
4-2.0L F/inj. (16V) DOHC (Y)	XP3923	APP3923	AP3923	*3923	.050		
4-2.0L F/inj. (16V) DOHC Turbo (F)	XP63	APP63	AP63	*63	.035		
<i>Vision</i>							
V6-3.3L F/inj. (T) V6-3.5L F/inj. (24V) (F)	XP646 XP985	APP646 APP985	AP646 AP985	*646 *985	.050 .035		
2010 FERRARI CAR							
<i>599 GTB</i>							
V12-6.0L F/inj.				*4303	.028		
<i>612 Scaglietti</i>							
V12-5.7L F/inj. (48V) QOHC				*4162	.028		
<i>California</i>							
V8-4.3L F/inj.				*4303	.028		
<i>F430</i>							
V8-4.3L F/inj.				*4303	.028		
2009 599 GTB							
V12-6.0L F/inj.				*4303	.028		

*NOTE: O.E. Recommended Plug *REMARQUE : bouchon recommandé pour l'équipement d'origine *NOTA: Se recomienda conector del equipo original
Se Section 9 pour les remarques en français en bas de page. Ver Sección 9 para las páginas de notas de pie de página español.

EAGLE CAR

Passenger Cars & Light Trucks 2011 - 1996



Autolite XP^{®}**
IRIDIUM
ENHANCED
.6mm FINEWIRE

Autolite[®]
DOUBLE
PLATINUM

Autolite[®]
PLATINUM &
REVOLUTION HT[®]

Autolite[®]
COPPER
CORE

GAP
ÉNCARTEMENT
ESPACIO

Autolite[®]
GLOW
PLUGS

2009 FERRARI CAR (Cont'd)

612 Scaglietti						
V12-5.7L F/inj. (48V) QOHC					*4162	.028
California						
V8-4.3L F/inj.					*4303	.028
F430						
V8-4.3L F/inj.					*4303	.028
2008 599 GTB						
V12-6.0L F/inj.					*4303	.028
612 Scaglietti						
V12-5.7L F/inj. (48V) QOHC					*4162	.028
F430						
V8-4.3L F/inj.					*4303	.028
2007 599 GTB						
V12-6.0L F/inj.					*4303	.028
612 Scaglietti						
V12-5.7L F/inj. (48V) QOHC					*4162	.028
F430						
V8-4.3L F/inj.					*4303	.028
2006 360 Challenge, Modena, Spider, Stradale						
V8-3.6L F/inj. (40V) QOHC					*4303	.028
612 Scaglietti						
V12-5.7L F/inj. (48V) QOHC					*4162	.028
F430						
V8-4.3L F/inj.					*4303	.028
2005 360 Challenge, Modena, Spider, Stradale						
V8-3.6L F/inj. (40V) QOHC					*4303	.028
612 Scaglietti						
V12-5.7L F/inj. (48V) QOHC					*4162	.028
Enzo						
V12-6.0L F/inj. (48V) QOHC					*4302	.032
2004 360 Challenge, Modena, Spider, Stradale						
V8-3.6L F/inj. (40V) QOHC					*4303	.028
456M GT, GTA						
V12-5.5L F/inj.					*4162	.028
Enzo						
V12-6.0L F/inj. (48V) QOHC					*4302	.032
2003 360 Challenge, Modena, Spider, Stradale						
V8-3.6L F/inj. (40V) QOHC					*4303	.028
456M						
V12-5.5L F/inj.					*4162	.028
Enzo						
V12-6.0L F/inj. (48V) QOHC					*4302	.032
2002 360 Challenge, Modena, Spider						
V8-3.6L F/inj. (40V) QOHC					*4303	.028
456M						
V12-5.5L F/inj.					*4162	.028
550 Maranello						
V12-5.5L F/inj.					*4162	.028
Enzo						
V12-6.0L F/inj. (48V) QOHC					*4302	.032

*NOTE: O.E. Recommended Plug *REMARQUE : bouchon recommandé pour l'équipement d'origine *NOTA: Se recomienda conector del equipo original

Se Section 9 pour les remarques en français en bas de page. Ver Seccion 9 para las páginas de notas de pie de página español.

Passenger Cars & Light Trucks 2011 - 1996



Autolite XP^{®}**
IRIDIUM
ENHANCED
.6mm FINEWIRE

Autolite[®]
DOUBLE
PLATINUM

Autolite[®]
PLATINUM &
REVOLUTION HT[®]

Autolite[®]
COPPER
CORE

GAP
ÉNCARTEMENT
ESPACIO

Autolite[®]
GLOW
PLUGS

FERRARI CAR (Cont'd)

2001 360 Modena, Spider						
V8-3.6L F/inj. (40V) QOHC				*4303	.028	
456M						
V12-5.5L F/inj.				*4162	.028	
550 Maranello, Barchetta Pininfarina						
V12-5.5L F/inj.				*4162	.028	
2000 360 Modena						
V8-3.6L F/inj. (40V) QOHC				*4303	.028	
456M						
V12-5.5L F/inj.				*4162	.028	
550 Maranello, Barchetta Pininfarina						
V12-5.5L F/inj.				*4162	.028	
F355 Spider						
V8-3.5L F/inj.				*4303	.035	
1999 360 Modena						
V8-3.6L F/inj. (40V) QOHC				*4303	.028	
456M						
V12-5.5L F/inj.				*4162	.028	
550 Maranello						
V12-5.5L F/inj.				*4162	.028	
F355 Berlinetta, GTB, GTS, Spider						
V8-3.5L F/inj.				*4303	.035	
1998 456 GT, GTA						
V12-5.5L F/inj.				*4162	.028	
550 Maranello						
V12-5.5L F/inj.				*4162	.028	
F355 Berlinetta, F1, GTB, GTS, Spider						
V8-3.5L F/inj.				*4303	.028	
1997 456 GT, GTA						
V12-5.5L F/inj.				*4162	.028	
550 Maranello						
V12-5.5L F/inj.				*4162	.028	
F355 Berlinetta, GTB, GTS, Spider						
V8-3.5L F/inj.				*4303	.028	
F50						
V12-4.7L F/inj.				*4303	.020	
1996 456 GT						
V12-5.5L F/inj.				*4162	.028	
F355 Berlinetta, GTS, Spider						
V8-3.5L F/inj.				*4303	.024	
F50						
V12-4.7L F/inj.				*4303	.020	

2011 FORD CAR

Crown Victoria						
V8-4.6L F/inj. (16V) SOHC Flex Fuel (V)	XP103	APP103	*AP103 ⁹⁵²⁴	103	.044	
Focus						
4-2.0L F/inj. (16V) DOHC DURATEC 20 (N)	XP104	APP104	*AP104 ⁹⁵²⁴	104	.051	
Fusion						
4-2.5L F/inj. (16V) DOHC (A)	*XP5364	APP5364			.051	
V6-3.5L F/inj. (24V) DOHC (C)	*XP5364	APP5364			.054	

***NOTE: O.E. Recommended Plug *REMARQUE : bouchon recommandé pour l'équipement d'origine *NOTA: Se recomienda conector del equipo original**

Se Section 9 pour les remarques en français en bas de page. Ver Sección 9 para las páginas de notas de pie de página español.

⁹⁵²⁴ Fine wire

Passenger Cars & Light Trucks 2011 - 1996



Autolite XP^{®}**
IRIDIUM
ENHANCED
.6mm FINEWIRE

Autolite[®]
DOUBLE
PLATINUM

Autolite[®]
PLATINUM &
REVOLUTION HT[®]

Autolite[®]
COPPER
CORE

GAP
ÉCARTEMENT
ESPACIO

Autolite[®]
GLOW
PLUGS

2011 FORD CAR (Cont'd)

Fusion Hybrid

4-2.5L F/inj. (3)	*XP5364	APP5364			.051	
-------------------	----------------	---------	--	--	------	--

Mustang

V8-5.4L F/inj. (32V) DOHC SC (S)	XP103	APP103	*AP103 ⁹⁵²⁴	103	.044	
V8-5.4L F/inj. (H)						

2010 Crown Victoria

V8-4.6L F/inj. (16V) SOHC (W)	XP104	APP104	*AP104 ⁹⁵²⁴	104	.054	
V8-4.6L F/inj. (16V) SOHC Flex Fuel (V)	XP103	APP103	*AP103 ⁹⁵²⁴	103	.044	

Focus

4-2.0L F/inj. (16V) DOHC DURATEC 20 (N)	XP104	APP104	*AP104 ⁹⁵²⁴	104	.051	
4-2.0L F/inj. (16V) DOHC DURATEC 20E (N)						
4-2.3L F/inj. (16V) DOHC (Z)	XP104	APP104	*AP104	104	.051	

Fusion

4-2.5L F/inj. (16V) DOHC (A)	*XP5364	APP5364			.051	
V6-3.0L F/inj. (24V) DOHC Flex Fuel (G)	XP103	APP103	*AP103 ⁹⁵²⁴	103	.047	
V6-3.5L F/inj. (24V) DOHC (C)	*XP5364	APP5364			.054	

Fusion Hybrid

4-2.5L F/inj. (3)	*XP5364	APP5364			.051	
-------------------	----------------	---------	--	--	------	--

Mustang

V6-4.0L F/inj. SOHC (N)			*AP5143	5143	.054	
V8-5.4L F/inj. (32V) DOHC SC (S)	XP103	APP103	*AP103 ⁹⁵²⁴	103	.044	

Taurus, SHO

V6-3.5L F/inj. (24V) DOHC (W)	*XP5364	APP5364			.054	
-------------------------------	----------------	---------	--	--	------	--

2009 Crown Victoria

V8-4.6L F/inj. (16V) SOHC (W)	XP104	APP104	*AP104 ⁹⁵²⁴	104	.054	
V8-4.6L F/inj. (16V) SOHC Flex Fuel (V)						

Five Hundred

V6-3.5L F/inj. (24V)	*XP5364	APP5364			.054	
----------------------	----------------	---------	--	--	------	--

Focus

4-2.0L F/inj. (16V) DOHC DURATEC 20 (N)	XP104	APP104	*AP104 ⁹⁵²⁴	104	.051	
4-2.0L F/inj. (16V) DOHC DURATEC 20E (N)						

Fusion

4-2.3L F/inj. (16V) DOHC (Z)	*XP5364	APP5364			.051	
V6-3.0L F/inj. (24V) DOHC (1)	*XP104	APP104	AP104	104	.054	

Mustang

V6-4.0L F/inj. SOHC (N)			*AP5143	5143	.054	
V8-5.4L F/inj. (32V) DOHC SC (S)	XP103	APP103	*AP103 ⁹⁵²⁴	103	.044	

Taurus

V6-3.5L F/inj. (24V) DOHC (W)	*XP5364	APP5364			.054	
-------------------------------	----------------	---------	--	--	------	--

2008 Crown Victoria

V8-4.6L F/inj. (16V) SOHC (W)	XP104	APP104	*AP104 ⁹⁵²⁴	104	.054	
V8-4.6L F/inj. (16V) SOHC Flex Fuel (V)						

Five Hundred

V6-3.5L F/inj. (24V)	*XP5364	APP5364			.054	
----------------------	----------------	---------	--	--	------	--

Focus

4-2.0L F/inj. (16V) DOHC (PZEV) (N)	XP104	APP104	*AP104 ⁹⁵²⁴	104	.051	
4-2.0L F/inj. (16V) DOHC (SULEV) (N)						

Fusion

4-2.3L F/inj. (16V) DOHC (Z)	*XP5364	APP5364			.051	
V6-3.0L F/inj. (24V) DOHC (1)	*XP104	APP104	AP104	104	.054	

Grand Marquis (Canada)

V8-4.6L F/inj. (16V) SOHC (W)	XP104	APP104	*AP104 ⁹⁵²⁴	104	.054	
V8-4.6L F/inj. (16V) SOHC Flex Fuel (V)						

***NOTE: O.E. Recommended Plug *REMARQUE : bouchon recommandé pour l'équipement d'origine *NOTA: Se recomienda conector del equipo original**

See Section 9 pour les remarques en français en bas de page. Ver Sección 9 para las páginas de notas de pie de página español.

⁹⁵²⁴ Fine wire

Passenger Cars & Light Trucks 2011 - 1996

		Autolite XP^{®**} IRIDIUM ENHANCED .6mm FINEWIRE	Autolite[®] DOUBLE PLATINUM	Autolite[®] PLATINUM & REVOLUTION HT [®]	Autolite[®] COPPER CORE	GAP ÉNCARTEMIENTO ESPACIO	Autolite[®] GLOW PLUGS
---	---	--	---	---	---	--	--

2008 FORD CAR (Cont'd)

GT							
V8-5.4L F/inj. (32V) DOHC SC (S)	XP103	APP103	*AP103 ⁹⁵²⁴	103	.044		
Mustang							
V6-4.0L F/inj. SOHC (N)			*AP5143	5143	.054		
V8-4.6L F/inj. (24V) SOHC (H)			*HT1 ^{2457, 8088}		.045		
V8-5.4L F/inj. (32V) DOHC SC (S)	XP103	APP103	*AP103 ⁹⁵²⁴	103	.044		
Taurus							
V6-3.5L F/inj. (24V) DOHC (W)	*XP5364	APP5364			.054		
2007 Crown Victoria							
V8-4.6L F/inj. (16V) SOHC (W)	XP104	APP104	*AP104 ⁹⁵²⁴	104	.054		
V8-4.6L F/inj. (16V) SOHC CNG (9)	XP103	APP103	*AP103 ⁹⁵²⁴	103	.044		
V8-4.6L F/inj. (16V) SOHC Flex Fuel (V)	XP104	APP104	*AP104 ⁹⁵²⁴	104	.054		
Five Hundred							
V6-3.0L F/inj. (24V) DOHC (1)	*XP104	APP104	AP104	104	.054		
Focus							
4-2.0L F/inj. (PZEV) (N)	XP104	APP104	*AP104 ⁹⁵²⁴	104	.051		
4-2.0L F/inj. (SULEV) (N)							
4-2.3L F/inj. (16V) DOHC (Z)							
Fusion							
4-2.3L F/inj. (16V) DOHC (Z)	*XP5364	APP5364			.051		
V6-3.0L F/inj. (24V) DOHC (1)	XP104	APP104	*AP104 ⁹⁵²⁴	104	.054		
Grand Marquis (Canada)							
V8-4.6L F/inj. (16V) SOHC (W)	XP104	APP104	*AP104 ⁹⁵²⁴	104	.054		
GT							
V8-5.4L F/inj. (32V) DOHC SC (S)	XP103	APP103	*AP103 ⁹⁵²⁴	103	.044		
Mustang							
V6-4.0L F/inj. SOHC (N)			*AP5143	5143	.054		
V8-4.6L F/inj. (24V) (H)			*HT1 ²⁴⁵⁷		.045		
V8-5.4L F/inj. (32V) DOHC SC (S)	XP103	APP103	*AP103 ⁹⁵²⁴	103	.044		
Taurus							
V6-3.0L F/inj. (12V) SOHC (U)	XP104	APP104	*AP104 ⁹⁵²⁴	104	.044		
V6-3.0L F/inj. (12V) SOHC Flex Fuel (2)	XP103	APP103	*AP103 ⁹⁵²⁴	103	.044		
2006 Crown Victoria							
V8-4.6L F/inj. (16V) SOHC (W)	XP104	APP104	*AP104 ⁹⁵²⁴	104	.054		
V8-4.6L F/inj. (16V) SOHC CNG (9)	XP103	APP103	*AP103 ⁹⁵²⁴	103	.044		
V8-4.6L F/inj. (16V) SOHC Flex Fuel (V)	XP104	APP104	*AP104 ⁹⁵²⁴	104	.054		
Five Hundred							
4-2.0L F/inj. DOHC	XP104	APP104	*AP104 ⁹⁵²⁴	104	.054		
V6-3.0L F/inj. (24V) DOHC (1)							
Focus							
4-2.0L F/inj. (PZEV) (N)	XP104	APP104	*AP104 ⁹⁵²⁴	104	.051		
4-2.0L F/inj. (SULEV) (N)							
4-2.3L F/inj. (16V) DOHC (Z)							
Fusion							
4-2.3L F/inj. (16V) DOHC (Z)	*XP5364	APP5364			.051		
V6-3.0L F/inj. (24V) DOHC (1)	XP104	APP104	*AP104 ⁹⁵²⁴	104	.054		
Grand Marquis (Canada)							
V8-4.6L F/inj. (16V) SOHC (W)	XP104	APP104	*AP104 ⁹⁵²⁴	104	.054		
GT							
V8-5.4L F/inj. (32V) DOHC SC (S)	XP103	APP103	*AP103 ⁹⁵²⁴	103	.044		
Mustang							
V6-4.0L F/inj. SOHC (N)			*AP5143	5143	.054		

***NOTE: O.E. Recommended Plug *REMARQUE : bouchon recommandé pour l'équipement d'origine *NOTA: Se recomienda conector del equipo original**

Se Section 9 pour les remarques en français en bas de page. Ver Sección 9 para las páginas de notas de pie de página español.

²⁴⁵⁷ REVOLUTION HT is specifically designed for the Ford Triton 3 valve engine design ⁸⁰⁸⁸ Coil on plug boot is black ⁹⁵²⁴ Fine wire

Passenger Cars & Light Trucks 2011 - 1996



Autolite XP^{®**}
IRIDIUM
ENHANCED
.6mm FINEWIRE

Autolite[®]
DOUBLE
PLATINUM

Autolite[®]
PLATINUM &
REVOLUTION HT[®]

Autolite[®]
COPPER
CORE

GAP
ÉCARTEMENT
ESPACIO

Autolite[®]
GLOW
PLUGS

2006 FORD CAR Mustang (Cont'd)

V8-4.6L F/inj. (24V) (H)			*HT1 2457		.045	
--------------------------	--	--	------------------	--	------	--

Taurus

V6-3.0L F/inj. (12V) SOHC (U)	XP104	APP104	*AP104 9524	104	.044	
V6-3.0L F/inj. (12V) SOHC Flex Fuel (2)	XP103	APP103	*AP103 9524	103	.044	
V6-3.0L F/inj. (24V) DOHC DURATEC (S)	*XP104	APP104	AP104	104	.054	

2005 Crown Victoria

V8-4.6L F/inj. (16V) SOHC (W)	XP104	APP104	*AP104 9524	104	.054	
V8-4.6L F/inj. (16V) SOHC CNG (9)	XP103	APP103	*AP103 9524	103	.044	

Five Hundred

V6-3.0L F/inj. (24V) DOHC (1)	XP104	APP104	*AP104 9524	104	.054	
-------------------------------	-------	--------	--------------------	-----	------	--

Focus

4-2.0L F/inj. (16V) DOHC (N)	XP104	APP104	*AP104 9524	104	.051	
4-2.0L F/inj. (8V) SOHC (P)	XP5144	APP5144	*AP5144 9524	5144	.054	
4-2.3L F/inj. (16V) DOHC (Z)	XP103	*APP103 9524	AP103	103	.051	

Grand Marquis (Canada)

V8-4.6L F/inj. (16V) SOHC (W)	XP104	APP104	*AP104 9524	104	.054	
-------------------------------	-------	--------	--------------------	-----	------	--

GT

V8-5.4L F/inj. (32V) DOHC SC (S)	XP103	APP103	*AP103 9524	103	.044	
----------------------------------	-------	--------	--------------------	-----	------	--

Mustang

V6-4.0L F/inj. SOHC (N)			*AP5143	5143	.054	
V8-4.6L F/inj. (24V) (H)			*HT1 2457		.045	

Taurus

V6-3.0L F/inj. (12V) SOHC (U)	XP104	APP104	*AP104 9524	104	.044	
V6-3.0L F/inj. (12V) SOHC Flex Fuel (2)	XP103	APP103	*AP103 9524	103	.044	
V6-3.0L F/inj. (24V) DOHC DURATEC (S)	*XP104	APP104	AP104	104	.054	

Thunderbird

V8-3.9L F/inj. (32V) DOHC (A)	XP3924	APP3924	*AP3924 9524	3924	.044	
-------------------------------	--------	---------	---------------------	------	------	--

2004 Crown Victoria

V8-4.6L F/inj. (16V) SOHC (W)	XP104	APP104	*AP104 9524	104	.054	
V8-4.6L F/inj. (16V) SOHC CNG (9)	XP103	APP103	*AP103 9524	103	.044	

Focus

4-2.0L F/inj. (16V) DOHC (3)	*XP5364	APP5364 2428			.050	
4-2.0L F/inj. (8V) SOHC (P)	XP5144	APP5144	*AP5144 9524	5144	.054	
4-2.3L F/inj. (16V) DOHC (Z)	XP103	*APP103 9524	AP103	103	.051	

Grand Marquis (Canada)

V8-4.6L F/inj. (16V) SOHC (W)	XP104	APP104	*AP104 9524	104	.054	
-------------------------------	-------	--------	--------------------	-----	------	--

Mustang

V6-3.8L F/inj. (12V) SOHC (4)	XP605	APP605	*AP605 9524	605	.054	
V6-3.9L F/inj. OHV (6)	XP605	*APP605 9524	AP605	605	.054	
V8-4.6L F/inj. (16V) SOHC GT (X)	XP104	APP104	*AP104 9524	104	.054	
V8-4.6L F/inj. (32V) Cobra (V)						
V8-4.6L F/inj. (32V) DOHC SC (Y)	XP103	APP103	*AP103 9524	103	.054	
V8-4.6L F/inj. (32V) Mach 1 (R)	XP104	APP104	*AP104 9524	104	.054	

Taurus

V6-3.0L F/inj. (12V) SOHC (U)	XP104	APP104	*AP104 9524	104	.044	
V6-3.0L F/inj. (12V) SOHC Flex Fuel (2)	XP103	APP103	*AP103 9524	103	.044	
V6-3.0L F/inj. (24V) DOHC DURATEC (S)	*XP104	APP104	AP104	104	.054	

Thunderbird

V8-3.9L F/inj. (32V) DOHC (A)	XP3924	APP3924	*AP3924 9524	3924	.044	
-------------------------------	--------	---------	---------------------	------	------	--

2003 Crown Victoria

V8-4.6L F/inj. (16V) SOHC (W)	XP104	APP104 8084, 9329 APP764 2424, 9328	*AP104 8025, 9329, 9524 *AP764 2424, 9328	764	.054	
-------------------------------	-------	--	--	-----	------	--

***NOTE: O.E. Recommended Plug *REMARQUE : bouchon recommandé pour l'équipement d'origine *NOTA: Se recomienda conector del equipo original**

Se Section 9 pour les remarques en français en bas de page. Ver Sección 9 para las páginas de notas de pie de página español.

2424 Use until inventory is depleted 2428 Replaces APP5344 2457 REVOLUTION HT is specifically designed for the Ford Triton 3 valve engine design

8025 Replaces AP764 8084 Replaces APP764 9328 1/2 Thread; Original equipment design 9329 Full thread; Original equipment design change 9524 Fine wire

Passenger Cars & Light Trucks 2011 - 1996



Autolite XP^{®}**
IRIDIUM
ENHANCED
.6mm FINEWIRE

Autolite[®]
DOUBLE
PLATINUM

Autolite[®]
PLATINUM &
REVOLUTION HT[®]

Autolite[®]
COPPER
CORE

GAP
ÉNCARTEMENT
ESPACIO

Autolite[®]
GLOW
PLUGS

2003 FORD CAR Crown Victoria (Cont'd)

V8-4.6L F/inj. (16V) SOHC CNG (9)	XP103	APP103	*AP103 ⁹⁵²⁴	103	.044	
Escort, ZX2						
4-2.0L F/inj. (16V) DOHC ZETEC (3)	*XP5364	APP5364 ²⁴²⁸			.050	
4-2.0L F/inj. (8V) SOHC (P)	XP5144	APP5144	*AP5144 ⁹⁵²⁴	5144	.054	
Focus						
4-2.0L F/inj. (16V) DOHC (3)	*XP5364	APP5364 ²⁴²⁸			.050	
4-2.0L F/inj. (8V) SOHC (P)	XP5144	APP5144	*AP5144 ⁹⁵²⁴	5144	.054	
4-2.3L F/inj. (16V) DOHC (Z)	XP103	*APP103 ⁹⁵²⁴	AP103	103	.051	
Mustang						
V6-3.8L F/inj. (12V) SOHC (4)	XP605	APP605	*AP605 ⁹⁵²⁴	605	.054	
V8-4.6L F/inj. (16V) SOHC GT (X)	XP104	APP104 ^{8084, 9329} APP764 ^{2424, 9328}	*AP104 ^{8025, 9329, 9524} *AP764 ^{2424, 9328}	764	.054	
V8-4.6L F/inj. (32V) Cobra (V)	XP104	APP104	*AP104 ⁹⁵²⁴	104	.054	
V8-4.6L F/inj. (32V) DOHC SC (Y)	XP103	APP103	*AP103 ⁹⁵²⁴	103	.054	
V8-4.6L F/inj. (32V) Mach 1 (R)	XP104	APP104	*AP104 ⁹⁵²⁴	104	.054	
Taurus						
V6-3.0L F/inj. (12V) SOHC (U)	XP104	APP104	*AP104 ⁹⁵²⁴	104	.044	
V6-3.0L F/inj. (12V) SOHC Flex Fuel (2)	XP103	APP103	*AP103 ⁹⁵²⁴	103	.044	
V6-3.0L F/inj. (24V) DOHC DURATEC (S)	XP104	APP104	*AP104 ⁹⁵²⁴	104	.054	
Thunderbird						
V8-3.9L F/inj. (32V) DOHC (A)	XP3924	APP3924	*AP3924 ⁹⁵²⁴	3924	.044	
2002 Crown Victoria						
V8-4.6L F/inj. (16V) SOHC (W)	XP104	APP104 ^{8084, 9329} APP764 ^{2424, 9328}	*AP104 ^{8025, 9329, 9524} *AP764 ^{2424, 9328}	764	.054	
V8-4.6L F/inj. (16V) SOHC (X)	XP103	APP103	*AP103 ⁹⁵²⁴	103	.044	
V8-4.6L F/inj. (16V) SOHC CNG (9)	XP103	APP103	*AP103 ⁹⁵²⁴	103	.044	
Escort, ZX2						
4-2.0L F/inj. (16V) DOHC HO (5)	*XP5364	APP5364			.050	
4-2.0L F/inj. (16V) DOHC ZETEC (3)	*XP5364	APP5364 ²⁴²⁸			.050	
4-2.0L F/inj. (8V) SOHC (P)	XP5144	APP5144	*AP5144 ⁹⁵²⁴	5144	.054	
Focus						
4-2.0L F/inj. (16V) DOHC (3)	*XP5364	APP5364 ²⁴²⁸			.050	
4-2.0L F/inj. (8V) SOHC (P)	XP5144	APP5144	*AP5144 ⁹⁵²⁴	5144	.054	
Mustang						
V6-3.8L F/inj. (12V) SOHC (4)	XP605	APP605	*AP605 ⁹⁵²⁴	605	.054	
V8-4.6L F/inj. (16V) SOHC (W)	XP104	APP104 ^{8084, 9329} APP764 ^{2424, 9328}	*AP104 ^{8025, 9329, 9524} *AP764 ^{2424, 9328}	764	.054	
V8-4.6L F/inj. (16V) SOHC Bullitt GT (X)	XP104	APP104	*AP104 ⁹⁵²⁴	104	.054	
V8-4.6L F/inj. (32V) Cobra (V)	XP104	APP104	*AP104 ⁹⁵²⁴	104	.054	
Taurus						
V6-3.0L F/inj. (12V) SOHC (U)	XP104	APP104	*AP104 ⁹⁵²⁴	104	.044	
V6-3.0L F/inj. (12V) SOHC Flex Fuel (1)	XP103	APP103	*AP103 ⁹⁵²⁴	103	.044	
V6-3.0L F/inj. (12V) SOHC Flex Fuel (2)	XP104	APP104	*AP104 ⁹⁵²⁴	104	.054	
V6-3.0L F/inj. (24V) DOHC DURATEC (S)	XP104	APP104	*AP104 ⁹⁵²⁴	104	.054	
Thunderbird						
V8-3.9L F/inj. (32V) DOHC (A)	XP3924	APP3924	*AP3924 ⁹⁵²⁴	3924	.044	
2001 Crown Victoria						
V8-4.6L F/inj. (16V) SOHC (W)	XP104	APP104 ^{8084, 9329} APP764 ^{2424, 9328}	*AP104 ^{8025, 9329, 9524} *AP764 ^{2424, 9328}	764	.054	
V8-4.6L F/inj. (16V) SOHC (X)	XP103	APP103	*AP103 ⁹⁵²⁴	103	.044	
V8-4.6L F/inj. (16V) SOHC CNG (9)	XP103	APP103	*AP103 ⁹⁵²⁴	103	.044	
Escort, ZX2						
4-2.0L F/inj. (16V) DOHC ZETEC (3)	*XP5364	APP5364 ²⁴²⁸			.050	
4-2.0L F/inj. (8V) SOHC (P)	XP5144	APP5144	*AP5144 ⁹⁵²⁴	5144	.054	

*NOTE: O.E. Recommended Plug *REMARQUE : bouchon recommandé pour l'équipement d'origine *NOTA: Se recomienda conector del equipo original

Se Section 9 pour les remarques en français en bas de page. Ver Sección 9 para las páginas de notas de pie de página español.

2424 Use until inventory is depleted 2428 Replaces APP5344 8025 Replaces AP764 8084 Replaces APP764 9328 1/2 Thread; Original equipment design 9329 Full thread; Original equipment design change 9524 Fine wire

Passenger Cars & Light Trucks 2011 - 1996



Autolite XP[®]**
IRIDIUM
ENHANCED
.6mm FINEWIRE

Autolite[®]
DOUBLE
PLATINUM

Autolite[®]
PLATINUM &
REVOLUTION HT[®]

Autolite[®]
COPPER
CORE

GAP
ÉCARTEMENT
ESPACIO

Autolite[®]
GLOW
PLUGS

2001 FORD CAR (Cont'd)

Focus

4-2.0L F/inj. (16V) DOHC (3)	*XP5364	APP5364 ²⁴²⁸			.050	
4-2.0L F/inj. (8V) SOHC (P)	XP5144	APP5144	*AP5144 ⁹⁵²⁴	5144	.054	

Mustang

V6-3.8L F/inj. (12V) SOHC (4)	XP605	APP605	*AP605 ⁹⁵²⁴	605	.054	
V8-4.6L F/inj. (16V) SOHC (W)	XP104	APP104 ^{8084, 9329}	*AP104 ^{8025, 9329, 9524}	764	.054	
V8-4.6L F/inj. (16V) SOHC (X)		APP764 ^{2424, 9328}	*AP764 ^{2424, 9328}			
V8-4.6L F/inj. (32V) DOHC (V)						

Taurus

V6-3.0L F/inj. (12V) SOHC (U)	XP104	APP104	*AP104 ⁹⁵²⁴	104	.044	
V6-3.0L F/inj. (12V) SOHC Flex Fuel (1)	XP103	APP103	*AP103 ⁹⁵²⁴	103	.044	
V6-3.0L F/inj. (12V) SOHC Flex Fuel (2)						
V6-3.0L F/inj. (24V) DOHC DURATEC (S)	XP104	APP104	*AP104 ⁹⁵²⁴	104	.054	

2000 Contour

4-2.0L F/inj. (16V) DOHC (3)	*XP5364	APP5364 ²⁴²⁸			.050	
4-2.0L F/inj. (16V) DOHC Bi-Fuel CNG (Z)						
V6-2.5L F/inj. (24V) DOHC (L)	XP104	APP104 ^{8084, 9329}	*AP104 ^{8025, 9329, 9524}	764	.054	
V6-2.5L F/inj. (24V) DOHC HO (G)		APP764 ^{2424, 9328}	*AP764 ^{2424, 9328}			

Crown Victoria

V8-4.6L F/inj. (16V) SOHC (W)	XP104	APP104 ^{8084, 9329}	*AP104 ^{8025, 9329, 9524}	764	.054	
		APP764 ^{2424, 9328}	*AP764 ^{2424, 9328}			
V8-4.6L F/inj. (16V) SOHC CNG (9)	XP103	APP103	*AP103 ⁹⁵²⁴	103	.044	

Escort, ZX2

4-2.0L F/inj. (16V) DOHC (3)	*XP5364	APP5364 ²⁴²⁸			.050	
4-2.0L F/inj. (8V) SOHC (P)	XP5144	APP5144	*AP5144 ⁹⁵²⁴	5144	.054	

Focus

4-2.0L F/inj. (16V) DOHC (3)	*XP5364	APP5364 ²⁴²⁸			.050	
4-2.0L F/inj. (8V) SOHC (P)	XP5144	APP5144	*AP5144 ⁹⁵²⁴	5144	.054	

Mustang

V6-3.8L F/inj. (12V) SOHC (4)	XP605	APP605	*AP605 ⁹⁵²⁴	605	.054	
V8-4.6L F/inj. (16V) SOHC (X)	XP104	APP104 ^{8084, 9329}	*AP104 ^{8025, 9329, 9524}	764	.054	
V8-4.6L F/inj. (32V) DOHC (V)		APP764 ^{2424, 9328}	*AP764 ^{2424, 9328}			

Taurus

V6-3.0L F/inj. (12V) SOHC (U)	XP104	APP104	*AP104 ⁹⁵²⁴	104	.044	
V6-3.0L F/inj. (12V) SOHC Flex Fuel (1)	XP103	APP103	*AP103 ⁹⁵²⁴	103	.044	
V6-3.0L F/inj. (12V) SOHC Flex Fuel (2)						
V6-3.0L F/inj. (24V) DOHC DURATEC (S)	*XP104	APP104	AP104	104	.054	

1999 Contour

4-2.0L F/inj. (16V) DOHC (3)	*XP5364	APP5364 ²⁴²⁸			.050	
4-2.0L F/inj. (16V) DOHC Bi-Fuel CNG (Z)						
V6-2.5L F/inj. (24V) DOHC (L)	XP104	APP104 ^{8084, 9329}	*AP104 ^{8025, 9329, 9524}	764	.054	
V6-2.5L F/inj. DOHC HO (G)		APP764 ^{2424, 9328}	*AP764 ^{2424, 9328}			

Crown Victoria

V8-4.6L F/inj. (16V) SOHC (W)	XP104	APP104 ^{8084, 9329}	*AP104 ^{8025, 9329, 9524}	764	.054	
		APP764 ^{2424, 9328}	*AP764 ^{2424, 9328}			
V8-4.6L F/inj. (16V) SOHC CNG (9)	XP103	APP103	*AP103 ⁹⁵²⁴	103	.044	

Escort, ZX2

4-2.0L F/inj. (16V) DOHC (3)	*XP5364	APP5364 ²⁴²⁸			.050	
4-2.0L F/inj. (8V) SOHC (P)	XP5144	APP5144	*AP5144 ⁹⁵²⁴	5144	.054	

Mustang

V6-3.8L F/inj. (12V) SOHC (4)	XP605	APP605	*AP605 ⁹⁵²⁴	605	.054	
V8-4.6L F/inj. (16V) SOHC (X)	XP104	APP104 ^{8084, 9329}	*AP104 ^{8025, 9329, 9524}	764	.054	
		APP764 ^{2424, 9328}	*AP764 ^{2424, 9328}			



*NOTE: O.E. Recommended Plug *REMARQUE : bouchon recommandé pour l'équipement d'origine *NOTA: Se recomienda conector del equipo original

Se Section 9 pour les remarques en français en bas de page. Ver Sección 9 para las páginas de notas de pie de página español.

2424 Use until inventory is depleted 2428 Replaces APP5344 8025 Replaces AP764 8084 Replaces APP764 9328 1/2 Thread; Original equipment design

9329 Full thread; Original equipment design change 9524 Fine wire

Passenger Cars & Light Trucks 2011 - 1996

		Autolite XP^{®**} IRIDIUM ENHANCED .6mm FINEWIRE	Autolite[®] DOUBLE PLATINUM	Autolite[®] PLATINUM & REVOLUTION HT [®]	Autolite[®] COPPER CORE	GAP ÉCARTEMENT ESPACIO	Autolite[®] GLOW PLUGS
1999 FORD CAR Mustang (Cont'd)							
V8-4.6L F/inj. (32V) DOHC (V)		*XP104	APP104 ^{8084, 9329} APP764 ^{2424, 9328}	AP104 ^{8025, 9329} AP764 ^{2424, 9328}	764	.054	
Taurus							
V6-3.0L F/inj. (12V) SOHC (U)		XP104	APP104 ^{8084, 9329} APP764 ^{2424, 9328}	*AP104 ^{8025, 9329, 9524} *AP764 ^{2424, 9328}	764	.044	
V6-3.0L F/inj. (12V) SOHC Flex Fuel (1) V6-3.0L F/inj. (12V) SOHC Flex Fuel (2)		XP103	APP103	*AP103 ⁹⁵²⁴	103	.044	
V6-3.0L F/inj. (24V) DOHC (S)		XP104	APP104 ^{8084, 9329} APP764 ^{2424, 9328}	*AP104 ^{8025, 9329, 9524} *AP764 ^{2424, 9328}	764	.054	
V8-3.4L F/inj. SHO (N)		XP104	APP104 ^{8084, 9329} APP764 ^{2424, 9328}	*AP104 ^{8025, 9329, 9524} *AP764 ^{2424, 9328}	764	.044	
1998 Contour							
4-2.0L F/inj. (16V) DOHC (3) 4-2.0L F/inj. (16V) DOHC Bi-Fuel CNG (Z)		*XP5364	APP5364 ²⁴²⁸			.050	
V6-2.5L F/inj. (24V) DOHC (L) V6-2.5L F/inj. DOHC HO (G)		XP104	APP104 ^{8084, 9329} APP764 ^{2424, 9328}	*AP104 ^{8025, 9329, 9524} *AP764 ^{2424, 9328}	764	.054	
Crown Victoria							
V8-4.6L F/inj. (16V) SOHC (W)		XP104	APP104 ^{8084, 9329} APP764 ^{2424, 9328}	*AP104 ^{8025, 9329, 9524} *AP764 ^{2424, 9328}	764	.054	
V8-4.6L F/inj. (16V) SOHC CNG (9)		XP103	APP103	*AP103 ⁹⁵²⁴	103	.044	
Escort, ZX2							
4-2.0L F/inj. (16V) DOHC (3) 4-2.0L F/inj. (8V) SOHC (P)		*XP5364	APP5364 ²⁴²⁸			.050	
		XP5144	APP5144	*AP5144 ⁹⁵²⁴	5144	.054	
Mustang							
V6-3.8L F/inj. (12V) SOHC (4)		XP605	APP605	*AP605 ⁹⁵²⁴	605	.054	
V8-4.6L F/inj. (16V) SOHC (X) V8-4.6L F/inj. (32V) DOHC (V)		XP104	APP104 ^{8084, 9329} APP764 ^{2424, 9328}	*AP104 ^{8025, 9329, 9524} *AP764 ^{2424, 9328}	764	.054	
Taurus							
V6-3.0L F/inj. (12V) SOHC (U)		XP104	APP104 ^{8084, 9329} APP764 ^{2424, 9328}	*AP104 ^{8025, 9329, 9524} *AP764 ^{2424, 9328}	764	.044	
V6-3.0L F/inj. (24V) DOHC (S)		XP104	APP104 ^{8084, 9329} APP764 ^{2424, 9328}	*AP104 ^{8025, 9329, 9524} *AP764 ^{2424, 9328}	764	.054	
V8-3.4L F/inj. SHO (N)		XP104	APP104 ^{8084, 9329} APP764 ^{2424, 9328}	*AP104 ^{8025, 9329, 9524} *AP764 ^{2424, 9328}	764	.044	
1997 Aspire							
4-1.3L F/inj. (H)		XP64	APP64	AP64	*64	.044	
Contour							
4-2.0L F/inj. (16V) DOHC (3) 4-2.0L F/inj. (16V) DOHC Bi-Fuel CNG (Z)		*XP5364	APP5364 ²⁴²⁸			.050	
V6-2.5L F/inj. (24V) DOHC (L)		XP104	APP104 ^{8084, 9329} APP764 ^{2424, 9328}	*AP104 ^{8025, 9329, 9524} *AP764 ^{2424, 9328}	764	.054	
Crown Victoria							
V8-4.6L F/inj. (16V) SOHC (6) V8-4.6L F/inj. (16V) SOHC (W)		XP104	*APP104 ^{8084, 9329, 9524} *APP764 ^{2424, 9328}	AP104 ^{8025, 9329} AP764 ^{2424, 9328}	764	.054	
V8-4.6L F/inj. (16V) SOHC CNG (9)		XP103	APP103	*AP103 ⁹⁵²⁴	103	.044	
Escort							
4-2.0L F/inj. (16V) DOHC (3) 4-2.0L F/inj. (8V) SOHC (P)		*XP5364	APP5364 ²⁴²⁸			.050	
		XP5144	APP5144	*AP5144 ⁹⁵²⁴	5144	.054	
Mustang							
V6-3.8L F/inj. (12V) SOHC (4)		*XP5145	APP2545 ²⁴²⁴ APP5145 ⁸⁰⁸³	*AP2545 ²⁴²⁴ *AP5145 ^{8086, 9524}	2545	.054	
V8-4.6L F/inj. (16V) SOHC (X) V8-4.6L F/inj. (32V) DOHC (V)		XP104	APP104 ^{8084, 9329} APP764 ^{2424, 9328}	*AP104 ^{8025, 9329, 9524} *AP764 ^{2424, 9328}	764	.054	

***NOTE: O.E. Recommended Plug *REMARQUE: bouchon recommandé pour l'équipement d'origine *NOTA: Se recomienda conector del equipo original**

Se Section 9 pour les remarques en français en bas de page. Ver Sección 9 para las páginas de notas de pie de página español.

²⁴²⁴ Use until inventory is depleted ²⁴²⁸ Replaces APP5344 ⁸⁰²⁵ Replaces AP764 ⁸⁰⁸³ Replaces APP2545 ⁸⁰⁸⁴ Replaces APP764 ⁸⁰⁸⁶ Replaces AP2545

⁹³²⁸ 1/2 Thread; Original equipment design ⁹³²⁹ Full thread; Original equipment design change ⁹⁵²⁴ Fine wire

Passenger Cars & Light Trucks 2011 - 1996



Autolite XP[®]**
IRIDIUM
ENHANCED
.6mm FINEWIRE

Autolite[®]
DOUBLE
PLATINUM

Autolite[®]
PLATINUM &
REVOLUTION HT[®]

Autolite[®]
COPPER
CORE

GAP
ÉCARTEMENT
ESPACIO

Autolite[®]
GLOW
PLUGS

1997 FORD CAR (Cont'd)

Probe

4-2.0L F/inj. (16V) DOHC (A)	XP3924	APP3924	AP3924	*3924	.044	
V6-2.5L F/inj. (B)	XP5224	APP5224	AP5224	*5224	.044	

Taurus

V6-3.0L F/inj. (12V) SOHC (U)	XP104	APP104 ^{8084, 9329} APP764 ^{2424, 9328}	*AP104 ^{8025, 9329, 9524} *AP764 ^{2424, 9328}	764	.044	
V6-3.0L F/inj. (24V) DOHC (S)	XP104	APP104 ^{8084, 9329} APP764 ^{2424, 9328}	*AP104 ^{8025, 9329, 9524} *AP764 ^{2424, 9328}	764	.054	
V8-3.4L F/inj. SHO (N)	XP104	APP104 ^{8084, 9329} APP764 ^{2424, 9328}	*AP104 ^{8025, 9329, 9524} *AP764 ^{2424, 9328}	764	.044	

Thunderbird

V6-3.8L F/inj. (4)	XP5145	APP2545 ²⁴²⁴ APP5145 ⁸⁰⁸³	*AP2545 ²⁴²⁴ *AP5145 ^{8086, 9524}	2545	.054	
V8-4.6L F/inj. (W)	XP104	APP104 ^{8084, 9329} APP764 ^{2424, 9328}	*AP104 ^{8025, 9329, 9524} *AP764 ^{2424, 9328}	764	.054	

1996 Aspire

4-1.3L F/inj. (H)	XP64	APP64	AP64	*64	.044	
-------------------	------	-------	------	------------	------	--

Contour

4-2.0L F/inj. (16V) DOHC (3)	*XP5364	APP5364 ²⁴²⁸			.050	
4-2.0L F/inj. (16V) DOHC Bi-Fuel CNG (Z)						
V6-2.5L F/inj. (24V) DOHC (L)	XP104	*APP104 ^{8084, 9329, 9524} *APP764 ^{2424, 9328}	AP104 ^{8025, 9329} AP764 ^{2424, 9328}	764	.054	

Crown Victoria

V8-4.6L F/inj. (16V) SOHC (6)	XP104	*APP104 ^{8084, 9329, 9524} *APP764 ^{2424, 9328}	AP104 ^{8025, 9329} AP764 ^{2424, 9328}	764	.054	
V8-4.6L F/inj. (16V) SOHC (W)						
V8-4.6L F/inj. (16V) SOHC CNG (9)	XP103	APP103	*AP103 ⁹⁵²⁴	103	.044	

Escort

4-1.8L F/inj. (16V) DOHC (8)	XP3924	APP3924	AP3924	*3924	.044	
4-1.9L F/inj. (J)	XP5144	APP5144	*AP5144 ⁹⁵²⁴	5144	.054	

Mustang

V6-3.8L F/inj. (12V) SOHC (4)	XP5145	APP2545 ²⁴²⁴ APP5145 ⁸⁰⁸³	*AP2545 ²⁴²⁴ *AP5145 ^{8086, 9524}	2545	.054	
V8-4.6L F/inj. (16V) SOHC (X)	XP104	APP104 ^{8084, 9329} APP764 ^{2424, 9328}	*AP104 ^{8025, 9329, 9524} *AP764 ^{2424, 9328}	764	.054	
V8-4.6L F/inj. (32V) DOHC (V)						

Probe

4-2.0L F/inj. (16V) DOHC (A)	XP3924	APP3924	AP3924	*3924	.044	
V6-2.5L F/inj. (B)	XP5224	APP5224	AP5224	*5224	.044	

Taurus

V6-3.0L F/inj. (12V) SOHC (U)	XP104	APP104 ^{8084, 9329} APP764 ^{2424, 9328}	*AP104 ^{8025, 9329, 9524} *AP764 ^{2424, 9328}	764	.044	
V6-3.0L F/inj. (24V) DOHC (S)	XP104	APP104 ^{8084, 9329} APP764 ^{2424, 9328}	*AP104 ^{8025, 9329, 9524} *AP764 ^{2424, 9328}	764	.054	
V8-3.4L F/inj. SHO (N)	XP104	APP104 ^{8084, 9329} APP764 ^{2424, 9328}	*AP104 ^{8025, 9329, 9524} *AP764 ^{2424, 9328}	764	.044	

Thunderbird

V6-3.8L F/inj. (4)	XP5145	APP2545 ²⁴²⁴ APP5145 ⁸⁰⁸³	*AP2545 ²⁴²⁴ *AP5145 ^{8086, 9524}	2545	.054	
V8-4.6L F/inj. (16V) SOHC (W)	XP104	APP104 ^{8084, 9329} APP764 ^{2424, 9328}	*AP104 ^{8025, 9329, 9524} *AP764 ^{2424, 9328}	764	.054	

2011 FORD TRUCK (includes light trucks, vans, SUV's)

E150-350

V10-6.8L F/inj. (20V) SOHC (S)	XP103	APP103	*AP103 ⁹⁵²⁴	103	.054	
--------------------------------	-------	--------	-------------------------------	-----	------	--

*NOTE: O.E. Recommended Plug *REMARQUE : bouchon recommandé pour l'équipement d'origine *NOTA: Se recomienda conector del equipo original

Se Section 9 pour les remarques en français en bas de page. Ver Sección 9 para las páginas de notas de pie de página español.

2424 Use until inventory is depleted 2428 Replaces APP5344 8025 Replaces AP764 8083 Replaces APP2545 8084 Replaces APP764 8086 Replaces AP2545
9328 1/2 Thread; Original equipment design 9329 Full thread; Original equipment design change 9524 Fine wire

Passenger Cars & Light Trucks 2011 - 1996



Autolite XP^{®}**
IRIDIUM
ENHANCED
.6mm FINEWIRE

Autolite[®]
DOUBLE
PLATINUM

Autolite[®]
PLATINUM &
REVOLUTION HT[®]

Autolite[®]
COPPER
CORE

GAP
ÉCARTEMENT
ESPACIO

Autolite[®]
GLOW
PLUGS

2011 FORD TRUCK (includes light trucks, vans, SUV's) E150-350 (Cont'd)

V10-6.8L F/inj. (20V) SOHC CNG (S)	XP103	APP103	*AP103 ⁹⁵²⁴	103	.044	
V10-6.8L F/inj. (20V) SOHC LPG (S)						
V8-4.6L F/inj. (16V) SOHC Flex Fuel (W)	XP104	APP104	*AP104 ⁹⁵²⁴	104	.054	
V8-5.4L F/inj. (16V) SOHC CNG (L)	XP103	APP103	*AP103 ⁹⁵²⁴	103	.044	
V8-5.4L F/inj. (16V) SOHC Flex Fuel (L)	XP103	APP103	*AP103 ⁹⁵²⁴	103	.054	
V8-5.4L F/inj. (16V) SOHC LPG (L)	XP103	APP103	*AP103 ⁹⁵²⁴	103	.044	
V8-6.0L Diesel Turbo (P)						*1117

E450

V10-6.8L F/inj. (20V) SOHC (S)	XP103	APP103	*AP103 ⁹⁵²⁴	103	.054	
V10-6.8L F/inj. (20V) SOHC CNG (S)	XP103	APP103	*AP103 ⁹⁵²⁴	103	.044	
V10-6.8L F/inj. (20V) SOHC LPG (S)						
V8-5.4L F/inj. (16V) SOHC CNG (L)						
V8-5.4L F/inj. (16V) SOHC Flex Fuel (L)	XP103	APP103	*AP103 ⁹⁵²⁴	103	.054	
V8-5.4L F/inj. (16V) SOHC LPG (L)	XP103	APP103	*AP103 ⁹⁵²⁴	103	.044	

Escape

4-2.5L F/inj. (16V) DOHC (7)	*XP5364	APP5364			.054	
V6-3.0L F/inj. (24V) DOHC Flex Fuel (G)	XP103	APP103	*AP103 ⁹⁵²⁴	103	.054	

Escape Hybrid

4-2.5L F/inj. (16V) DOHC (3)	*XP5364	APP5364			.054	
------------------------------	---------	---------	--	--	------	--

F150-350

V6-3.7L F/inj. Flex Fuel DURATEC (M)	*XP5364	APP5364			.054	
--------------------------------------	---------	---------	--	--	------	--

Flex

V6-3.5L F/inj. (24V) DOHC (C)	*XP5364	APP5364			.054	
-------------------------------	---------	---------	--	--	------	--

Ranger

4-2.3L F/inj. (16V) DOHC (D)	XP104	APP104	*AP104 ⁹⁵²⁴	104	.054	
V6-4.0L F/inj. (12V) SOHC (E)			*AP5143	5143	.054	

Transit Connect

4-2.0L F/inj. (16V) DOHC (N)	XP104	APP104	*AP104 ⁹⁵²⁴	104	.051	
------------------------------	-------	--------	------------------------	-----	------	--

2010 E150-350

V10-6.8L F/inj. (20V) SOHC (S)	XP103	APP103	*AP103 ⁹⁵²⁴	103	.054	
V10-6.8L F/inj. (20V) SOHC CNG (S)	XP103	APP103	*AP103 ⁹⁵²⁴	103	.044	
V10-6.8L F/inj. (20V) SOHC LPG (S)						
V8-4.6L F/inj. (16V) SOHC Flex Fuel (W)	XP103	APP103	*AP103 ⁹⁵²⁴	103	.054	
V8-5.4L F/inj. (16V) SOHC CNG (L)	XP103	APP103	*AP103 ⁹⁵²⁴	103	.044	
V8-5.4L F/inj. (16V) SOHC Flex Fuel (L)	XP103	APP103	*AP103 ⁹⁵²⁴	103	.054	
V8-5.4L F/inj. (16V) SOHC LPG (L)	XP103	APP103	*AP103 ⁹⁵²⁴	103	.044	
V8-6.0L Diesel Turbo (P)						*1117

E450

V10-6.8L F/inj. (20V) SOHC (S)	XP103	APP103	*AP103 ⁹⁵²⁴	103	.054	
V10-6.8L F/inj. (20V) SOHC CNG (S)	XP103	APP103	*AP103 ⁹⁵²⁴	103	.044	
V10-6.8L F/inj. (20V) SOHC LPG (S)						
V8-5.4L F/inj. (16V) SOHC CNG (L)						
V8-5.4L F/inj. (16V) SOHC Flex Fuel (L)	XP103	APP103	*AP103 ⁹⁵²⁴	103	.054	
V8-5.4L F/inj. (16V) SOHC LPG (L)	XP103	APP103	*AP103 ⁹⁵²⁴	103	.044	
V8-6.0L Diesel Turbo (P)						*1117

Edge

V6-3.5L F/inj. (24V) DOHC (C)	*XP5364	APP5364			.054	
-------------------------------	---------	---------	--	--	------	--

Escape

4-2.5L F/inj. (16V) DOHC (7)	*XP5364	APP5364			.054	
V6-3.0L F/inj. (24V) DOHC Flex Fuel (G)	XP103	APP103	*AP103 ⁹⁵²⁴	103	.054	

Escape Hybrid

4-2.5L F/inj. (16V) DOHC (3)	*XP5364	APP5364			.054	
------------------------------	---------	---------	--	--	------	--

*NOTE: O.E. Recommended Plug *REMARQUE : bouchon recommandé pour l'équipement d'origine *NOTA: Se recomienda conector del equipo original

Se Section 9 pour les remarques en français en bas de page. Ver Sección 9 para las páginas de notas de pie de página español.

⁹⁵²⁴ Fine wire

Passenger Cars & Light Trucks 2011 - 1996



Autolite XP®**
IRIDIUM
ENHANCED
.6mm FINEWIRE

Autolite®
DOUBLE
PLATINUM

Autolite®
PLATINUM &
REVOLUTION HT®

Autolite®
COPPER
CORE

GAP
ÉNCARTEMENT
ESPACIO

Autolite®
GLOW
PLUGS

2010 FORD TRUCK (includes light trucks, vans, SUV's) (Cont'd)



<i>Explorer</i>						
V6-4.0L F/inj. (12V) SOHC (E)			*AP5143	5143	.054	
<i>Explorer Sport, Sport Trac</i>						
V6-4.0L F/inj. (12V) SOHC (E)			*AP5143	5143	.054	
V6-4.0L F/inj. (12V) SOHC (K)						
<i>F150-350</i>						
V8-4.6L F/inj. (16V) SOHC (W)	XP104	APP104	*AP104 ⁹⁵²⁴	104	.054	
V8-6.4L Diesel Bi-Turbo (R)						*1119
<i>F450 (Super Duty)</i>						
V8-6.4L Diesel Bi-Turbo (R)						*1119
<i>F550 (Super Duty)</i>						
V8-6.4L Diesel Bi-Turbo (R)						*1119
<i>Flex</i>						
V6-3.5L F/inj. (24V) DOHC (C)	*XP5364	APP5364			.054	
<i>Ranger</i>						
4-2.3L F/inj. (16V) DOHC (D)	XP104	APP104	*AP104 ⁹⁵²⁴	104	.054	
V6-4.0L F/inj. (12V) SOHC (E)			*AP5143	5143	.054	
<i>Super Duty F</i>						
V8-6.4L Diesel Bi-Turbo (R)						*1119
<i>Transit Connect</i>						
4-2.0L F/inj. (16V) DOHC (N)	XP104	APP104	*AP104 ⁹⁵²⁴	104	.051	
2009 E150-350						
V10-6.8L F/inj. (20V) SOHC (S)	*XP103	APP103	AP103	103	.054	
V8-4.6L F/inj. (16V) SOHC Flex Fuel (W)	XP104	APP104	*AP104 ⁹⁵²⁴	104	.054	
V8-5.4L F/inj. (16V) SOHC Flex Fuel (L)	*XP103	APP103	AP103	103	.054	
V8-6.0L Diesel Turbo (P)						*1117
<i>E450</i>						
V10-6.8L F/inj. (20V) SOHC (S)	*XP103	APP103	AP103	103	.054	
V8-5.4L F/inj. (16V) SOHC Flex Fuel (L)						
<i>Edge</i>						
V6-3.5L F/inj. (24V) DOHC (C)	*XP5364	APP5364			.054	
<i>Escape</i>						
4-2.5L F/inj. (16V) DOHC (7)	*XP5364	APP5364			.054	
V6-3.0L F/inj. (24V) DOHC (G)	XP103	APP103	*AP103 ⁹⁵²⁴	103	.054	
<i>Escape Hybrid</i>						
4-2.5L F/inj. (16V) DOHC (3)	*XP5364	APP5364			.054	
<i>Explorer</i>						
V6-4.0L F/inj. (12V) SOHC (E)			*AP5143	5143	.054	
<i>Explorer Sport, Sport Trac</i>						
V6-4.0L F/inj. (12V) SOHC (K)			*AP5143	5143	.054	
<i>F150-350</i>						
V8-4.6L F/inj. (16V) SOHC (W)	XP104	APP104	*AP104 ⁹⁵²⁴	104	.054	
V8-6.4L Diesel Bi-Turbo (R)						*1119
<i>F550 (Super Duty)</i>						
V8-6.4L Diesel Bi-Turbo (R)						*1119
<i>Flex</i>						
V6-3.5L F/inj. (24V) DOHC (C)	*XP5364	APP5364			.054	
<i>Ranger</i>						
4-2.3L F/inj. (16V) DOHC (D)	XP104	*APP104 ⁹⁵²⁴	AP104	104	.054	
V6-4.0L F/inj. (12V) SOHC (E)			*AP5143	5143	.054	
<i>Super Duty F</i>						
V8-6.4L Diesel Bi-Turbo (R)						*1119

*NOTE: O.E. Recommended Plug *REMARQUE : bouchon recommandé pour l'équipement d'origine *NOTA: Se recomienda conector del equipo original

Se Section 9 pour les remarques en français en bas de page. Ver Seccion 9 para las páginas de notas de pie de página español.

⁹⁵²⁴ Fine wire

Passenger Cars & Light Trucks 2011 - 1996

		Autolite XP^{®**} IRIDIUM ENHANCED .6mm FINEWIRE	Autolite[®] DOUBLE PLATINUM	Autolite[®] PLATINUM & REVOLUTION HT [®]	Autolite[®] COPPER CORE	GAP ÉCARTEMENT ESPACIO	Autolite[®] GLOW PLUGS
2009 FORD TRUCK (includes light trucks, vans, SUV's) (Cont'd)							
<i>Taurus X</i>							
V6-3.5L F/inj. (24V) DOHC (W)		*XP5364	APP5364			.054	
2008 Adrenaline							
V8-4.6L F/inj. SC		*XP104	APP104	AP104	104	.054	
<i>E150-350</i>							
V10-6.8L F/inj. (20V) SOHC (S)		*XP103	APP103	AP103	103	.054	
V8-4.6L F/inj. (16V) SOHC (W)		XP104	APP104	*AP104 ⁹⁵²⁴	104	.054	
V8-5.4L F/inj. (16V) SOHC (L)		*XP103	APP103	AP103	103	.054	
V8-6.0L Diesel Turbo (P)							*1117
<i>E450</i>							
V10-6.8L F/inj. (20V) SOHC (S)		*XP103	APP103	AP103	103	.054	
V8-5.4L F/inj. (16V) SOHC (L)							
<i>Edge</i>							
V6-3.5L F/inj. (24V) DOHC (C)		*XP5364	APP5364			.054	
<i>Escape</i>							
4-2.3L F/inj. (16V) DOHC (PZEV) (Z)		XP104	APP104	*AP104 ⁹⁵²⁴	104	.051	
V6-3.0L F/inj. (24V) DOHC (1)		XP104	APP104	*AP104 ⁹⁵²⁴	104	.054	
<i>Escape Hybrid</i>							
4-2.3L F/inj. (16V) DOHC (H)		XP104	APP104	*AP104 ⁹⁵²⁴	104	.051	
<i>Expedition</i>							
V8-5.4L F/inj. (24V) SOHC (5)				HT1 ^{2457, 7809, 8088}		.045	
V8-5.4L F/inj. (24V) SOHC (5) CAN				*HT15 ^{2457, 7808, 8088}			
<i>Explorer</i>							
V6-4.0L F/inj. (12V) SOHC (E)				*AP5143	5143	.054	
V6-4.0L F/inj. (12V) SOHC (K)							
V8-4.6L F/inj. (24V) SOHC (8)				*HT1 ^{2457, 8088}		.045	
<i>Explorer Sport, Sport Trac</i>							
V6-4.0L F/inj. (12V) SOHC (K)				*AP5143	5143	.054	
V8-4.6L F/inj. (24V) SOHC (8)				*HT1		.045	
<i>F150-350</i>							
V10-6.8L F/inj. (20V) SOHC (S)		XP103	APP103	*AP103 ⁹⁵²⁴	103	.054	
V10-6.8L F/inj. (30V) SOHC (Y)				HT1 ^{2457, 7809}		.045	
				*HT15 ^{2457, 7808}			
V6-4.2L F/inj. (12V) SOHC (2)		XP5144	APP5144	*AP5144 ⁹⁵²⁴	5144	.054	
V8-4.6L F/inj. (16V) SOHC (W)		XP104	APP104	*AP104 ⁹⁵²⁴	104	.054	
V8-5.4L F/inj. (24V) SOHC (5)				HT1 ^{2457, 7809, 8088}		.045	
V8-5.4L F/inj. (24V) SOHC (5) CAN				*HT15 ^{2457, 7808, 8088}			
V8-5.4L F/inj. (24V) SOHC Flex Fuel (V)							
V8-6.4L Diesel Bi-Turbo (R)							*1119
<i>F450 (Super Duty)</i>							
V10-6.8L F/inj. (20V) SOHC (S)		XP103	APP103	*AP103	103	.054	
V10-6.8L F/inj. (30V) SOHC (Y)				HT1 ^{2457, 7809}		.045	
				*HT15 ^{2457, 7808}			
V8-5.4L F/inj. (24V) SOHC (5)				HT1 ^{2457, 7809, 8088}		.045	
				*HT15 ^{2457, 7808, 8088}			
V8-6.0L Diesel Turbo (P)							*1117
V8-6.4L Diesel Bi-Turbo (R)							*1119
<i>F550 (Super Duty)</i>							
V10-6.8L F/inj. (30V) SOHC (Y)				HT1 ^{2457, 7809}		.045	
				*HT15 ^{2457, 7808}			
V8-5.4L F/inj. (24V) SOHC (5)				HT1 ^{2457, 7809, 8088}		.045	*1117
				*HT15 ^{2457, 7808, 8088}			
V8-6.4L Diesel Bi-Turbo (R)							*1119

***NOTE: O.E. Recommended Plug *REMARQUE : bouchon recommandé pour l'équipement d'origine *NOTA: Se recomienda conector del equipo original**

Se Section 9 pour les remarques en français en bas de page. Ver Sección 9 para las páginas de notas de pie de página español.

2457 REVOLUTION HT is specifically designed for the Ford Triton 3 valve engine design 7808 Original equipment design 7809 Optional alternate design

8088 Coil on plug boot is black 9524 Fine wire

Passenger Cars & Light Trucks 2011 - 1996



Autolite XP[®]**
IRIDIUM
ENHANCED
.6mm FINEWIRE

Autolite[®]
DOUBLE
PLATINUM

Autolite[®]
PLATINUM &
REVOLUTION HT[®]

Autolite[®]
COPPER
CORE

GAP
ÉCARTEMENT
ESPACIO

Autolite[®]
GLOW
PLUGS

2008 FORD TRUCK (includes light trucks, vans, SUV's) (Cont'd)



Model	Autolite XP [®] **	Autolite [®] Double Platinum	Autolite [®] Platinum & Revolution HT [®]	Autolite [®] Copper Core	GAP Écartement Espacio	Autolite [®] Glow Plugs
Ranger						
4-2.3L F/inj. (16V) DOHC (D)	XP104	*APP104 ⁹⁵²⁴	AP104	104	.044	
V6-3.0L F/inj. (12V) SOHC (U)	XP104	APP104	*AP104 ⁹⁵²⁴	104	.044	
V6-4.0L F/inj. (12V) SOHC (E)			*AP5143	5143	.054	
Super Duty F						
V10-6.8L F/inj. (20V) SOHC (S)	XP103	APP103	*AP103 ⁹⁵²⁴	103	.054	
V10-6.8L F/inj. (30V) SOHC (Y)			HT1 ^{2457, 7809} *HT15 ^{2457, 7808}		.045	
V8-5.4L F/inj. (16V) SOHC (L)	XP103	APP103	*AP103	103	.054	
V8-5.4L F/inj. (24V) SOHC (5)			HT1 ^{2457, 7809} *HT15 ^{2457, 7808}		.045	
V8-6.4L Diesel Bi-Turbo (R)						*1119
Taurus X						
V6-3.5L F/inj. (24V) DOHC (W)	*XP5364	APP5364			.054	
2007 E150-350						
V10-6.8L F/inj. (20V) SOHC (S)	*XP103	APP103	AP103	103	.054	
V6-4.2L F/inj. (12V) SOHC (2)	XP5144	APP5144	*AP5144 ⁹⁵²⁴	5144	.044	
V8-4.6L F/inj. (16V) SOHC (W)	XP104	APP104	*AP104 ⁹⁵²⁴	104	.054	
V8-5.4L F/inj. (16V) SOHC (L)	*XP103	APP103	AP103	103	.054	
V8-5.4L F/inj. (16V) SOHC Flex Fuel (Z)						
V8-6.0L Diesel Turbo (P)						*1117
E450						
V10-6.8L F/inj. (20V) SOHC (S)	*XP103	APP103	AP103	103	.054	
V8-5.4L F/inj. (16V) SOHC (L)						
V8-6.0L Diesel Turbo (P)						*1117
Edge						
V6-3.5L F/inj. (24V) DOHC (C)	*XP5364	APP5364			.054	
Escape						
4-2.3L F/inj. (16V) DOHC (PZEV) (Z)	XP104	APP104	*AP104 ⁹⁵²⁴	104	.051	
V6-3.0L F/inj. (24V) DOHC (1)	XP104	APP104	*AP104 ⁹⁵²⁴	104	.054	
Escape Hybrid						
4-2.3L F/inj. (16V) DOHC (H)	XP104	APP104	*AP104 ⁹⁵²⁴	104	.051	
Expedition						
V8-5.4L F/inj. (24V) SOHC (5)			HT1 ^{2457, 7809} *HT15 ^{2457, 7808}		.045	
Explorer						
V6-4.0L F/inj. (12V) SOHC (E)			*AP5143	5143	.054	
V6-4.0L F/inj. (12V) SOHC Flex Fuel (K)						
V8-4.6L F/inj. (24V) SOHC (8)			*HT1 ²⁴⁵⁷		.045	
Explorer Sport, Sport Trac						
V6-4.0L F/inj. (12V) SOHC (K)			*AP5143	5143	.054	
V8-4.6L F/inj. (24V) SOHC (8)			*HT1 ²⁴⁵⁷		.045	
F150-350						
V10-6.8L F/inj. (30V) SOHC (Y)			HT15 ^{2457, 7809} *HT2 ^{2457, 7808}		.045	
V6-4.2L F/inj. (12V) SOHC (2)	*XP5144	APP5144	AP5144	5144	.044	
V8-4.6L F/inj. (16V) SOHC (W)	XP104	APP104	*AP104 ⁹⁵²⁴	104	.054	
V8-5.4L F/inj. (24V) SOHC (5)			HT1 ^{2457, 7809} *HT15 ^{2457, 7808}		.045	
V8-5.4L F/inj. (24V) SOHC Flex Fuel (V)						
V8-6.0L Diesel Turbo (P)						*1117
F450 (Super Duty)						
V10-6.8L F/inj. (30V) SOHC (Y)			HT15 ^{2457, 7809} *HT2 ^{2457, 7808}		.045	

*NOTE: O.E. Recommended Plug *REMARQUE : bouchon recommandé pour l'équipement d'origine *NOTA: Se recomienda conector del equipo original

Se Section 9 pour les remarques en français en bas de page. Ver Sección 9 para las páginas de notas de pie de página español.

2457 REVOLUTION HT is specifically designed for the Ford Triton 3 valve engine design 7808 Original equipment design 7809 Optional alternate design 9524 Fine wire

Passenger Cars & Light Trucks 2011 - 1996

		Autolite XP^{®**} IRIDIUM ENHANCED .6mm FINEWIRE	Autolite[®] DOUBLE PLATINUM	Autolite[®] PLATINUM & REVOLUTION HT [®]	Autolite[®] COPPER CORE	GAP ÉCARTEMENT ESPACIO	Autolite[®] GLOW PLUGS
2007 FORD TRUCK (includes light trucks, vans, SUV's) <i>F450 (Super Duty) (Cont'd)</i>							
V8-5.4L F/inj. (24V) SOHC (5)				HT1 ^{2457, 7809} *HT15 ^{2457, 7808}		.045	
V8-6.0L Diesel Turbo (P)							*1117
F550 (Super Duty)							
V10-6.8L F/inj. (30V) SOHC (Y)				HT15 ^{2457, 7809} *HT2 ^{2457, 7808}		.045	
V8-5.4L F/inj. (24V) SOHC (5)				HT1 ^{2457, 7809} *HT15 ^{2457, 7808}		.045	
V8-6.0L Diesel Turbo (P)							*1117
Freestar							
V6-3.8L F/inj.	XP5144	APP5144	*AP5144 ⁹⁵²⁴	5144	.054		
V6-3.9L F/inj. (12V) SOHC (6)	*XP5144	APP5144	AP5144	5144	.054		
V6-4.2L F/inj. (12V) SOHC (2)	XP5144	APP5144	*AP5144 ⁹⁵²⁴	5144	.054		
Freestyle							
V6-3.0L F/inj. (24V) DOHC (1)	XP104	APP104	*AP104 ⁹⁵²⁴	104	.054		
Ranger							
4-2.3L F/inj. (16V) DOHC (D)	XP104	*APP104 ⁹⁵²⁴	AP104	104	.044		
V6-3.0L F/inj. (12V) SOHC (U)	XP104	APP104	*AP104 ⁹⁵²⁴	104	.044		
V6-4.0L F/inj. (12V) SOHC (E)			*AP5143	5143	.054		
Super Duty F							
V10-6.8L F/inj. (20V) SOHC (S)	XP103	APP103	*AP103 ⁹⁵²⁴	103	.054		
V10-6.8L F/inj. (30V) SOHC (Y)			HT15 ^{2457, 7809} *HT2 ^{2457, 7808}		.045		
V8-5.4L F/inj. (16V) SOHC (L)	XP103	APP103	*AP103	103	.054		
V8-5.4L F/inj. (24V) SOHC (5)			HT1 ^{2457, 7809} *HT15 ^{2457, 7808}		.045		
V8-6.0L Diesel Turbo (P)							*1117
2006 E150-350							
V10-6.8L F/inj. (20V) SOHC (S)	*XP103	APP103	AP103	103	.054		
V6-4.2L F/inj. (12V) SOHC (2)	XP5144	APP5144	*AP5144 ⁹⁵²⁴	5144	.044		
V8-4.6L F/inj. (16V) SOHC (W)	XP104	APP104	*AP104 ⁹⁵²⁴	104	.054		
V8-5.4L F/inj. (16V) SOHC (L)	*XP103	APP103	AP103	103	.054		
V8-5.4L F/inj. (16V) SOHC CNG (M)	XP103	APP103	*AP103 ⁹⁵²⁴	103	.044		
V8-5.4L F/inj. (16V) SOHC Flex Fuel (Z)	*XP103	APP103	AP103	103	.054		
V8-6.0L Diesel Turbo (P)							*1117
E450							
V10-6.8L F/inj. (20V) SOHC (S)	*XP103	APP103	AP103	103	.054		
V8-5.4L F/inj. (16V) SOHC (L)							*1117
V8-6.0L Diesel Turbo (P)							*1117
Escape							
4-2.3L F/inj. (16V) DOHC (PZEV) (Z)	XP104	APP104	*AP104 ⁹⁵²⁴	104	.051		
V6-3.0L F/inj. (24V) DOHC (1)	XP104	APP104	*AP104 ⁹⁵²⁴	104	.054		
Escape Hybrid							
4-2.3L F/inj. (16V) DOHC (H)	XP104	APP104	*AP104 ⁹⁵²⁴	104	.051		
Expedition							
V8-5.4L F/inj. (24V) SOHC (5)			HT1 ^{2457, 7809} *HT15 ^{2457, 7808}		.045		
Explorer							
V6-4.0L F/inj. (12V) SOHC (E)	XP103	*APP103 ⁹⁵²⁴	AP103	103	.054		
V6-4.0L F/inj. (12V) SOHC Flex Fuel (K)							
V8-4.6L F/inj. (24V) SOHC (8)			*HT1 ²⁴⁵⁷		.045		

*NOTE: O.E. Recommended Plug *REMARQUE : bouchon recommandé pour l'équipement d'origine *NOTA: Se recomienda conector del equipo original

Se Section 9 pour les remarques en français en bas de page. Ver Sección 9 para las páginas de notas de pie de página español.

2457 REVOLUTION HT is specifically designed for the Ford Triton 3 valve engine design 7808 Original equipment design 7809 Optional alternate design 9524 Fine wire

Passenger Cars & Light Trucks 2011 - 1996



Autolite XP[®]**
IRIDIUM
ENHANCED
.6mm FINEWIRE

Autolite[®]
DOUBLE
PLATINUM

Autolite[®]
PLATINUM &
REVOLUTION HT[®]

Autolite[®]
COPPER
CORE

GAP
ÉCARTEMENT
ESPACIO

Autolite[®]
GLOW
PLUGS

2006 FORD TRUCK (includes light trucks, vans, SUV's) (Cont'd)

F150-350

V10-6.8L F/inj. (30V) SOHC (Y)			HT15 ^{2457, 7809} *HT2 ^{2457, 7808}		.045	
V6-4.2L F/inj. (12V) SOHC (2)	*XP5144	APP5144	AP5144	5144	.044	
V8-4.6L F/inj. (16V) SOHC (W)	XP104	APP104	*AP104 ⁹⁵²⁴	104	.054	
V8-5.4L F/inj. (24V) SOHC (5)			HT1 ^{2457, 7809} *HT15 ^{2457, 7808}		.045	
V8-5.4L F/inj. (24V) SOHC Flex Fuel (V)						
V8-6.0L Diesel Turbo (P)						*1117

F450 (Super Duty)

V10-6.8L F/inj. (30V) SOHC (Y)			HT15 ^{2457, 7809} *HT2 ^{2457, 7808}		.045	
V8-6.0L Diesel Turbo (P)						*1117
V8-7.3L Diesel Turbo (F)						*1111

F550 (Super Duty)

V10-6.8L F/inj. (30V) SOHC (Y)			HT15 ^{2457, 7809} *HT2 ^{2457, 7808}		.045	
V8-6.0L Diesel Turbo (P)						*1117
V8-7.3L Diesel Turbo (F)						*1111

Freestar

V6-3.9L F/inj. (12V) SOHC (6)	*XP5144	APP5144	AP5144	5144	.054	
V6-4.2L F/inj. (12V) SOHC (2)	XP5144 ⁶⁴⁹⁶ XP605 ⁶⁴⁹⁷	APP5144 ⁶⁴⁹⁶ APP605 ⁶⁴⁹⁷	*AP5144 ^{6496, 9524} *AP605 ^{6497, 9524}	5144 ⁶⁴⁹⁶ 605 ⁶⁴⁹⁷	.054	

Freestyle

V6-3.0L F/inj. (24V) DOHC (1)	XP104	APP104	*AP104 ⁹⁵²⁴	104	.054	
-------------------------------	-------	--------	------------------------	-----	------	--

Ranger

4-2.3L F/inj. (16V) DOHC (D)	XP104	APP104	*AP104 ⁹⁵²⁴	104	.044	
V6-3.0L F/inj. (12V) SOHC (U)	XP104	*APP104 ⁹⁵²⁴	AP104	104	.044	
V6-3.0L F/inj. (12V) SOHC Flex Fuel (V)						
V6-4.0L F/inj. (12V) SOHC (E)			*AP5143	5143	.054	

Super Duty F

V10-6.8L F/inj. (30V) SOHC (S)			HT15 ^{2457, 7809} *HT2 ^{2457, 7808}		.045	
V8-5.4L F/inj. (24V) SOHC (5)			HT1 ^{2457, 7809} *HT15 ^{2457, 7808}		.045	
V8-6.0L Diesel Turbo (P)						*1117

2005 E150-350

V10-6.8L F/inj. (20V) SOHC (S)	*XP103	APP103	AP103	103	.054	
V6-4.2L F/inj. (12V) SOHC (2)	XP5144	APP5144	*AP5144 ⁹⁵²⁴	5144	.044	
V8-4.6L F/inj. (16V) SOHC (W)	XP104	APP104	*AP104 ⁹⁵²⁴	104	.054	
V8-5.4L F/inj. (16V) SOHC (L)	*XP103	APP103	AP103	103	.054	
V8-5.4L F/inj. (16V) SOHC CNG (M)	XP103	APP103	*AP103 ⁹⁵²⁴	103	.044	
V8-5.4L F/inj. (16V) SOHC Flex Fuel (Z)	*XP103	APP103	AP103	103	.054	
V8-6.0L Diesel Turbo (P)						*1117

Escape

4-2.3L F/inj. (16V) DOHC (PZEV) (Z)	XP104	APP104	*AP104 ⁹⁵²⁴	104	.051	
V6-3.0L F/inj. (24V) DOHC (1)	XP104	APP104	*AP104 ⁹⁵²⁴	104	.054	

Escape Hybrid

4-2.3L F/inj. (16V) DOHC (H)	XP104	APP104	*AP104 ⁹⁵²⁴	104	.051	
------------------------------	-------	--------	------------------------	-----	------	--

Excursion

V10-6.8L F/inj. (20V) SOHC (S)	*XP103	APP103	AP103	103	.054	
V8-5.4L F/inj. (16V) SOHC (L)						
V8-6.0L Diesel Turbo (P)						*1117

*NOTE: O.E. Recommended Plug *REMARQUE : bouchon recommandé pour l'équipement d'origine *NOTA: Se recomienda conector del equipo original

Se Section 9 pour les remarques en français en bas de page. Ver Sección 9 para las páginas de notas de pie de página español.

2457 REVOLUTION HT is specifically designed for the Ford Triton 3 valve engine design 6496 From 12/05 6497 To 12/05 7808 Original equipment design

7809 Optional alternate design 9524 Fine wire

Passenger Cars & Light Trucks 2011 - 1996



Autolite XP^{®}**
IRIDIUM
ENHANCED
.6mm FINEWIRE

Autolite[®]
DOUBLE
PLATINUM

Autolite[®]
PLATINUM &
REVOLUTION HT[®]

Autolite[®]
COPPER
CORE

GAP
ÉCARTEMENT
ESPACIO

Autolite[®]
GLOW
PLUGS

2005 FORD TRUCK (includes light trucks, vans, SUV's) (Cont'd)

Expedition

V8-5.4L F/inj. (24V) SOHC (5)

HT1^{2457, 7809}
*HT15^{2457, 7808}

.045

Explorer

V6-4.0L F/inj. (12V) SOHC (E)

XP103

APP103

*AP103⁹⁵²⁴

103

.054

V6-4.0L F/inj. (12V) SOHC Flex Fuel (K)

V8-4.6L F/inj. (16V) SOHC (W)

XP104

APP104

*AP104⁹⁵²⁴

104

.054

Explorer Sport, Sport Trac

V6-4.0L F/inj. (12V) SOHC (E)

XP103

APP103

*AP103⁹⁵²⁴

103

.054

V6-4.0L F/inj. (12V) SOHC Flex Fuel (K)

F150-350

V10-6.8L F/inj. (30V) SOHC (Y)

HT15^{2457, 7809}
*HT2^{2457, 7808}

.045

V6-4.2L F/inj. (12V) SOHC (2)

XP5144

APP5144

*AP5144⁹⁵²⁴

5144

.044

V8-4.6L F/inj. (16V) SOHC (W)

V8-5.4L F/inj. (24V) SOHC (5)

XP104

APP104

*AP104⁹⁵²⁴

104

.054

HT1^{2457, 7809}
*HT15^{2457, 7808}

.045

V8-6.0L Diesel Turbo (P)

*1117

F450 (Super Duty)

V10-6.8L F/inj. (30V) SOHC (Y)

HT15^{2457, 7809}
*HT2^{2457, 7808}

.045

V8-6.0L Diesel Turbo (P)

*1117

V8-7.3L Diesel Turbo (F)

*1111

F550 (Super Duty)

V10-6.8L F/inj. (30V) SOHC (Y)

HT15^{2457, 7809}
*HT2^{2457, 7808}

.045

V8-6.0L Diesel Turbo (P)

*1117

V8-7.3L Diesel Turbo (F)

*1111

Freestar

V6-3.9L F/inj. (12V) SOHC (6)

XP605

APP605

*AP605⁹⁵²⁴

605

.054

V6-4.2L F/inj. (12V) SOHC (2)

Freestyle

V6-3.0L F/inj. (24V) DOHC (1)

XP104

APP104

*AP104⁹⁵²⁴

104

.054

Ranger

4-2.3L F/inj. (16V) DOHC (D)

XP104

APP104

*AP104⁹⁵²⁴

104

.044

V6-3.0L F/inj. (12V) SOHC (U)

V6-3.0L F/inj. (12V) SOHC Flex Fuel (V)

V6-4.0L F/inj. (12V) SOHC (E)

*AP5143

5143

.054

Super Duty F

V10-6.8L F/inj. (30V) SOHC (Y)

HT15^{2457, 7809}
*HT2^{2457, 7808}

.045

V8-5.4L F/inj. (16V) SOHC (L)

*XP103

APP103

AP103

103

.054

V8-5.4L F/inj. (24V) SOHC (5)

HT1^{2457, 7809}
*HT15^{2457, 7808}

.045

V8-6.0L Diesel Turbo (P)

*1117

2004 E150-350

V10-6.8L F/inj. (20V) SOHC (S)

*XP103

APP103

AP103

103

.054

V6-4.2L F/inj. (12V) SOHC (2)

XP5144

APP5144

*AP5144⁹⁵²⁴

5144

.044

V8-4.6L F/inj. (16V) SOHC (6)

XP104

APP104

*AP104

104

.054

V8-4.6L F/inj. (16V) SOHC (W)

XP104

APP104

*AP104⁹⁵²⁴

104

.054

V8-5.4L F/inj. (16V) SOHC (L)

*XP103

APP103

AP103

103

.054

V8-5.4L F/inj. (16V) SOHC CNG (M)

XP103

APP103

*AP103⁹⁵²⁴

103

.044

V8-5.4L F/inj. (16V) SOHC Flex Fuel (Z)

*XP103

APP103

AP103

103

.054

*NOTE: O.E. Recommended Plug *REMARQUE : bouchon recommandé pour l'équipement d'origine *NOTA: Se recomienda conector del equipo original

Se Section 9 pour les remarques en français en bas de page. Ver Sección 9 para las páginas de notas de pie de página español.

2457 REVOLUTION HT is specifically designed for the Ford Triton 3 valve engine design 7808 Original equipment design 7809 Optional alternate design 9524 Fine wire

Passenger Cars & Light Trucks 2011 - 1996



Autolite XP^{®}**
IRIDIUM
ENHANCED
.6mm FINEWIRE

Autolite[®]
DOUBLE
PLATINUM

Autolite[®]
PLATINUM &
REVOLUTION HT[®]

Autolite[®]
COPPER
CORE

GAP
ÉNCARTEMENT
ESPACIO

Autolite[®]
GLOW
PLUGS

2004 FORD TRUCK (includes light trucks, vans, SUV's) E150-350 (Cont'd)

V8-6.0L Diesel Turbo (P)						*1114 ⁷⁸⁰¹ *1117 ⁷⁸⁰²
V8-7.3L Diesel Turbo (F)						*1111
Escape						
4-2.0L F/inj. (16V) DOHC (B)	*XP5364	APP5364			.050	
V6-3.0L F/inj. (24V) DOHC (1)	XP104	APP104	*AP104 ⁹⁵²⁴	104	.054	
Excursion						
V10-6.8L F/inj. (20V) SOHC (S)	*XP103	APP103	AP103	103	.054	
V8-5.4L F/inj. (16V) SOHC (L)						
V8-5.4L F/inj. (16V) SOHC Flex Fuel (Z)						
V8-6.0L Diesel Turbo (P)						*1114 ⁷⁸⁰¹ *1117 ⁷⁸⁰²
Expedition						
V8-4.6L F/inj. (16V) SOHC (6)	XP104	APP104	*AP104	104	.054	
V8-4.6L F/inj. (16V) SOHC (W)	XP104	APP104	*AP104 ⁹⁵²⁴	104	.054	
V8-5.4L F/inj. (16V) SOHC (L)	*XP103	APP103	AP103	103	.054	
V8-5.4L F/inj. (16V) SOHC CNG (M)	XP103	APP103	*AP103 ⁹⁵²⁴	103	.044	
V8-5.4L F/inj. (16V) SOHC Flex Fuel (Z)	*XP103	APP103	AP103	103	.054	
V8-5.4L F/inj. (24V) SOHC (5)			HT1 ^{2457, 7809} *HT15 ^{2457, 7808}		.045	
Explorer						
V6-4.0L F/inj. (12V) SOHC (E)	XP103	APP103	*AP103 ⁹⁵²⁴	103	.054	
V6-4.0L F/inj. (12V) SOHC Flex Fuel (K)						
V8-4.6L F/inj. (16V) SOHC (W)	XP104	APP104 ^{8084, 9329} APP764 ^{2424, 9328}	*AP104 ^{8025, 9329, 9524} *AP764 ^{2424, 9328}	764	.054	
Explorer Sport, Sport Trac						
V6-4.0L F/inj. (12V) SOHC (E)	XP103	APP103	*AP103 ⁹⁵²⁴	103	.054	
V6-4.0L F/inj. (12V) SOHC Flex Fuel (K)						
F150-350						
V10-6.8L F/inj. (20V) SOHC (S)	*XP103	APP103	AP103	103	.054	
V6-4.2L F/inj. (12V) SOHC (2)	XP5144	APP5144	*AP5144 ⁹⁵²⁴	5144	.044	
V8-4.6L F/inj. (16V) SOHC (6)	XP104	APP104	*AP104 ⁹⁵²⁴	104	.054	
V8-4.6L F/inj. (16V) SOHC (W)						
V8-5.4L F/inj. (16V) SOHC (A)	*XP103	APP103	AP103	103	.054	
V8-5.4L F/inj. (16V) SOHC (L)						
V8-5.4L F/inj. (16V) SOHC CNG (M)	XP103	APP103	*AP103 ⁹⁵²⁴	103	.044	
V8-5.4L F/inj. (16V) SOHC SC (3)						
V8-5.4L F/inj. (24V) SOHC (5)			HT1 ^{2457, 7809} *HT15 ^{2457, 7808}		.045	
V8-5.4L F/inj. Bi-Fuel CNG (Z)	*XP103	APP103	AP103	103	.054	
V8-6.0L Diesel Turbo (P)						*1114 ⁷⁸⁰¹ *1117 ⁷⁸⁰²
V8-7.3L Diesel Turbo (F)						*1111
F450 (Super Duty)						
V10-6.8L F/inj. (20V) SOHC (S)	*XP103	APP103	AP103	103	.054	
V8-6.0L Diesel Turbo (P)						*1114 ⁷⁸⁰¹ *1117 ⁷⁸⁰²
V8-7.3L Diesel Turbo (F)						*1111
F550 (Super Duty)						
V10-6.8L F/inj. (20V) SOHC (S)	*XP103	APP103	AP103	103	.054	
V8-6.0L Diesel Turbo (P)						*1114 ⁷⁸⁰¹ *1117 ⁷⁸⁰²
V8-7.3L Diesel Turbo (F)						*1111

*NOTE: O.E. Recommended Plug *REMARQUE : bouchon recommandé pour l'équipement d'origine *NOTA: Se recomienda conector del equipo original

Se Section 9 pour les remarques en français en bas de page. Ver Sección 9 para las páginas de notas de pie de página español.

²⁴²⁴ Use until inventory is depleted ²⁴⁵⁷ REVOLUTION HT is specifically designed for the Ford Triton 3 valve engine design ⁷⁸⁰¹ To engine number 6155636

⁷⁸⁰² Engine number 6155637 and higher ⁷⁸⁰⁸ Original equipment design ⁷⁸⁰⁹ Optional alternate design ⁸⁰²⁵ Replaces AP764 ⁸⁰⁸⁴ Replaces APP764

⁹³²⁸ 1/2 Thread; Original equipment design ⁹³²⁹ Full thread; Original equipment design change ⁹⁵²⁴ Fine wire

Passenger Cars & Light Trucks 2011 - 1996

		Autolite XP^{®**} IRIDIUM ENHANCED .6mm FINEWIRE	Autolite[®] DOUBLE PLATINUM	Autolite[®] PLATINUM & REVOLUTION HT [®]	Autolite[®] COPPER CORE	GAP ÉNCARTEMENT ESPACIO	Autolite[®] GLOW PLUGS
---	---	--	---	---	---	-------------------------------	--

2004 FORD TRUCK (includes light trucks, vans, SUV's) (Cont'd)

Freestar

V6-3.9L F/inj. (12V) SOHC (6)	XP605	APP605	*AP605 ⁹⁵²⁴	605	.054	
V6-4.2L F/inj. (12V) SOHC (2)						

Ranger

4-2.3L F/inj. (16V) DOHC (D)	XP104	*APP104 ⁹⁵²⁴	AP104	104	.044	
V6-3.0L F/inj. (12V) SOHC (U)	XP104	APP104	*AP104 ⁹⁵²⁴	104	.044	
V6-3.0L F/inj. (12V) SOHC Flex Fuel (V)						
V6-4.0L F/inj. (12V) SOHC (E)	XP5144	*APP5144	AP5144	5144	.054	

Super Duty F

V10-6.8L F/inj. (20V) SOHC (S)	*XP103	APP103	AP103	103	.054	
V8-5.4L F/inj. (16V) SOHC (L)						
V8-6.0L Diesel Turbo (P)						*1114 ⁷⁸⁰¹
						*1117 ⁷⁸⁰²
V8-7.3L Diesel Turbo (F)						*1111

2003 E150-350

V10-6.8L F/inj. (20V) SOHC (S)	*XP103	APP103	AP103	103	.054	
V6-4.2L F/inj. (12V) SOHC (2)	XP5144	APP5144	*AP5144 ⁹⁵²⁴	5144	.044	
V8-4.6L F/inj. (16V) SOHC (6)	XP104	APP104 ^{8084, 9329}	*AP104 ^{8025, 9329, 9524}	764	.054	
V8-4.6L F/inj. (16V) SOHC (W)		APP764 ^{2424, 9328}	*AP764 ^{2424, 9328}			
V8-5.4L F/inj. (16V) SOHC (L)	*XP103	APP103	AP103	103	.054	
V8-5.4L F/inj. (16V) SOHC CNG (M)	XP103	APP103	*AP103 ⁹⁵²⁴	103	.044	
V8-5.4L F/inj. (16V) SOHC Flex Fuel (Z)	*XP103	APP103	AP103	103	.054	
V8-7.3L Diesel Turbo (F)						*1111

E550

V10-6.8L F/inj. (20V) SOHC (S)	*XP103	APP103	AP103	103	.054	
V8-7.3L Diesel Turbo (F)						*1111

Escape

4-2.0L F/inj. (16V) DOHC (B)	*XP5364	APP5364 ²⁴²⁸			.050	
V6-3.0L F/inj. (24V) DOHC (1)	XP104	APP104	*AP104 ⁹⁵²⁴	104	.054	

Excursion

V10-6.8L F/inj. (20V) SOHC (S)	*XP103	APP103	AP103	103	.054	
V8-5.4L F/inj. (16V) SOHC (L)						
V8-6.0L Diesel Turbo (P)						*1114
V8-7.3L Diesel Turbo (F)						*1111

Expedition

V8-4.6L F/inj. (16V) SOHC (6)	XP104	APP104 ^{8084, 9329}	*AP104 ^{8025, 9329}	764	.054	
		APP764 ^{2424, 9328}	*AP764 ^{2424, 9328}			
V8-4.6L F/inj. (16V) SOHC (W)	XP104	APP104 ^{8084, 9329}	*AP104 ^{8025, 9329, 9524}	764	.054	
		APP764 ^{2424, 9328}	*AP764 ^{2424, 9328}			
V8-5.4L F/inj. (16V) SOHC (L)	*XP103	APP103	AP103	103	.054	
V8-5.4L F/inj. (16V) SOHC CNG (M)	XP103	APP103	*AP103 ⁹⁵²⁴	103	.044	

Explorer

V6-4.0L F/inj. (12V) SOHC (E)	XP103	APP103	*AP103 ⁹⁵²⁴	103	.054	
V6-4.0L F/inj. (12V) SOHC Flex Fuel (K)						
V8-4.6L F/inj. (16V) SOHC (W)	XP104	APP104 ^{8084, 9329}	*AP104 ^{8025, 9329, 9524}	764	.054	
		APP764 ^{2424, 9328}	*AP764 ^{2424, 9328}			

Explorer Sport, Sport Trac

V6-4.0L F/inj. (12V) SOHC (E)	XP103	APP103	*AP103 ⁹⁵²⁴	103	.054	
V6-4.0L F/inj. (12V) SOHC Flex Fuel (K)						

F150-350

V10-6.8L F/inj. (20V) SOHC (S)	*XP103	APP103	AP103	103	.054	
V6-4.2L F/inj. (12V) SOHC (2)	XP5144	APP5144	*AP5144 ⁹⁵²⁴	5144	.044	
V8-4.6L F/inj. (16V) SOHC (6)	XP104	APP104 ^{8084, 9329}	*AP104 ^{8025, 9329, 9524}	764	.054	
V8-4.6L F/inj. (16V) SOHC (W)		APP764 ^{2424, 9328}	*AP764 ^{2424, 9328}			

***NOTE: O.E. Recommended Plug *REMARQUE : bouchon recommandé pour l'équipement d'origine *NOTA: Se recomienda conector del equipo original**

Se Section 9 pour les remarques en français en bas de page. Ver Sección 9 para las páginas de notas de pie de página español.

²⁴²⁴ Use until inventory is depleted ²⁴²⁸ Replaces APP5344 ⁷⁸⁰¹ To engine number 6155636 ⁷⁸⁰² Engine number 6155637 and higher ⁸⁰²⁵ Replaces AP764
⁸⁰⁸⁴ Replaces APP764 ⁹³²⁸ 1/2 Thread; Original equipment design ⁹³²⁹ Full thread; Original equipment design change ⁹⁵²⁴ Fine wire

Passenger Cars & Light Trucks 2011 - 1996



Autolite XP[®]**
IRIDIUM
ENHANCED
.6mm FINEWIRE

Autolite[®]
DOUBLE
PLATINUM

Autolite[®]
PLATINUM &
REVOLUTION HT[®]

Autolite[®]
COPPER
CORE

GAP
ÉCARTEMENT
ESPACIO

Autolite[®]
GLOW
PLUGS

2003 FORD TRUCK (includes light trucks, vans, SUV's) F150-350 (Cont'd)

V8-5.4L F/inj. (16V) SOHC (L)	*XP103	APP103	AP103	103	.054	
V8-5.4L F/inj. (16V) SOHC CNG (M)	XP103	APP103	*AP103 ⁹⁵²⁴	103	.044	
V8-5.4L F/inj. (16V) SOHC SC (3)						
V8-5.4L F/inj. Bi-Fuel CNG (Z)	*XP103	APP103	AP103	103	.054	
V8-6.0L Diesel Turbo (P)						*1114
V8-7.3L Diesel Turbo (F)						*1111

F450 (Super Duty)

V10-6.8L F/inj. (20V) SOHC (S)	*XP103	APP103	AP103	103	.054	
V8-5.4L F/inj. (16V) SOHC (L)						
V8-6.0L Diesel Turbo (P)						*1114
V8-7.3L Diesel Turbo (F)						*1111

F550 (Super Duty)

V10-6.8L F/inj. (20V) SOHC (S)	*XP103	APP103	AP103	103	.054	
V8-5.4L F/inj. (16V) SOHC (L)						
V8-6.0L Diesel Turbo (P)						*1114
V8-7.3L Diesel Turbo (F)						*1111

Ranger

4-2.3L F/inj. DOHC (D)	XP104	*APP104 ⁹⁵²⁴	AP104	104	.044	
V6-3.0L F/inj. (12V) SOHC (U)	XP104	APP104	*AP104 ⁹⁵²⁴	104	.044	
V6-3.0L F/inj. (12V) SOHC Flex Fuel (V)						
V6-4.0L F/inj. (12V) SOHC (E)	XP5144	*APP5144	AP5144	5144	.054	
V6-4.0L F/inj. DOHC (X)						

Super Duty F

V10-6.8L F/inj. (20V) SOHC (S)	*XP103	APP103	AP103	103	.054	
V8-5.4L F/inj. (16V) SOHC (L)						
V8-6.0L Diesel Turbo (P)						*1114
V8-7.3L Diesel Turbo (F)						*1111

Windstar

V6-3.8L F/inj. (12V) SOHC (4)	XP104	*APP104 ⁹⁵²⁴	AP104	104	.044	
-------------------------------	-------	--------------------------------	-------	-----	------	--

2002 E150-350

V10-6.8L F/inj. (20V) SOHC (S)	*XP103	APP103	AP103	103	.054	
V6-4.2L F/inj. (12V) SOHC (2)	XP5144	APP5144	*AP5144 ⁹⁵²⁴	5144	.054	
V8-4.6L F/inj. (16V) SOHC (6)	XP104	APP104 ^{8084, 9329}	*AP104 ^{8025, 9329, 9524}	764	.054	
V8-4.6L F/inj. (16V) SOHC (W)		APP764 ^{2424, 9328}	*AP764 ^{2424, 9328}			
V8-5.4L F/inj. (16V) SOHC (A)	*XP103	APP103	AP103	103	.054	
V8-5.4L F/inj. (16V) SOHC (L)						
V8-5.4L F/inj. (16V) SOHC CNG (M)	XP103	APP103	*AP103 ⁹⁵²⁴	103	.044	
V8-5.4L F/inj. (16V) SOHC Flex Fuel (Z)	*XP103	APP103	AP103	103	.054	
V8-7.3L Diesel Turbo (F)						*1111

Escape

4-2.0L F/inj. (16V) DOHC (B)	*XP5364	APP5364 ²⁴²⁸			.050	
V6-3.0L F/inj. (24V) DOHC (1)	XP104	APP104	*AP104 ⁹⁵²⁴	104	.054	

Excursion

V10-6.8L F/inj. (20V) SOHC (S)	*XP103	APP103	AP103	103	.054	
V8-5.4L F/inj. (16V) SOHC (A)						
V8-5.4L F/inj. (16V) SOHC (L)						
V8-5.4L F/inj. (16V) SOHC Flex Fuel (Z)						
V8-7.3L Diesel Turbo (F)						*1111

Expedition

V8-4.6L F/inj. (16V) SOHC (6)	XP104	APP104 ^{8084, 9329}	*AP104 ^{8025, 9329}	764	.054	
		APP764 ^{2424, 9328}	*AP764 ^{2424, 9328}			
V8-4.6L F/inj. (16V) SOHC (W)	XP104	APP104 ^{8084, 9329}	*AP104 ^{8025, 9329, 9524}	764	.054	
		APP764 ^{2424, 9328}	*AP764 ^{2424, 9328}			
V8-5.4L F/inj. (16V) SOHC (A)	*XP103	APP103	AP103	103	.054	
V8-5.4L F/inj. (16V) SOHC (L)						

***NOTE: O.E. Recommended Plug *REMARQUE : bouchon recommandé pour l'équipement d'origine *NOTA: Se recomienda conector del equipo original**

Se Section 9 pour les remarques en français en bas de page. Ver Seccion 9 para las páginas de notas de pie de página español.

²⁴²⁴ Use until inventory is depleted ²⁴²⁸ Replaces APP5344 ⁸⁰²⁵ Replaces AP764 ⁸⁰⁸⁴ Replaces APP764 ⁹³²⁸ 1/2 Thread; Original equipment design

⁹³²⁹ Full thread; Original equipment design change ⁹⁵²⁴ Fine wire

Passenger Cars & Light Trucks 2011 - 1996

		Autolite XP^{®**} IRIDIUM ENHANCED .6mm FINEWIRE	Autolite[®] DOUBLE PLATINUM	Autolite[®] PLATINUM & REVOLUTION HT [®]	Autolite[®] COPPER CORE	GAP ÉCARTEMENT ESPACIO	Autolite[®] GLOW PLUGS
---	---	--	---	---	---	------------------------------	--

2002 FORD TRUCK (includes light trucks, vans, SUV's) Expedition (Cont'd)

V8-5.4L F/inj. (16V) SOHC CNG (M)	XP103	APP103	*AP103 9524	103	.044	
V8-5.4L F/inj. (16V) SOHC Flex Fuel (Z)	*XP103	APP103	AP103	103	.054	

Explorer

V6-4.0L F/inj. (12V) SOHC (E)	XP103	APP103	*AP103 9524	103	.054	
V6-4.0L F/inj. (12V) SOHC Flex Fuel (K)						
V8-4.6L F/inj. (16V) SOHC (6)	XP104	APP104 8084, 9329 APP764 2424, 9328	*AP104 8025, 9329 *AP764 2424, 9328	764	.054	
V8-4.6L F/inj. (16V) SOHC (W)	XP104	APP104 8084, 9329 APP764 2424, 9328	*AP104 8025, 9329, 9524 *AP764 2424, 9328	764	.054	

Explorer Sport, Sport Trac

V6-4.0L F/inj. (12V) SOHC (E)	XP103	APP103	*AP103 9524	103	.054	
-------------------------------	-------	--------	--------------------	-----	------	--

F150-350

V10-6.8L F/inj. (20V) SOHC (S)	*XP103	APP103	AP103	103	.054	
V6-4.2L F/inj. (12V) SOHC (2)	XP5144	APP5144	*AP5144 9524	5144	.054	
V8-4.6L F/inj. (16V) SOHC (6)	XP104	APP104 8084, 9329 APP764 2424, 9328	*AP104 8025, 9329, 9524 *AP764 2424, 9328	764	.054	
V8-4.6L F/inj. (16V) SOHC (W)						
V8-5.4L F/inj. (16V) SOHC (A)	*XP103	APP103	AP103	103	.054	
V8-5.4L F/inj. (16V) SOHC (L)						
V8-5.4L F/inj. (16V) SOHC CNG (M)	XP103	APP103	*AP103 9524	103	.044	
V8-5.4L F/inj. (16V) SOHC SC (3)						
V8-5.4L F/inj. Bi-Fuel CNG (Z)	*XP103	APP103	AP103	103	.054	
V8-7.3L Diesel Turbo (F)						*1111

F450 (Super Duty)

V10-6.8L F/inj. (20V) SOHC (S)	*XP103	APP103	AP103	103	.054	
V8-5.4L F/inj. (16V) SOHC (L)						
V8-7.3L Diesel Turbo (F)						*1111

F550 (Super Duty)

V10-6.8L F/inj. (20V) SOHC (S)	*XP103	APP103	AP103	103	.054	
V8-5.4L F/inj. (16V) SOHC (L)						
V8-7.3L Diesel Turbo (F)						*1111

Ranger

4-2.3L F/inj. DOHC (D)	XP104	*APP104 9524	AP104	104	.044	
4-2.5L F/inj. SOHC (C)	XP104	APP104 8084, 9329 APP764 2424, 9328	*AP104 8025, 9329, 9524 *AP764 2424, 9328	764	.044	
V6-3.0L F/inj. (12V) SOHC (U)	XP104	APP104	*AP104 9524	104	.044	
V6-3.0L F/inj. (12V) SOHC Flex Fuel (V)						
V6-4.0L F/inj. (12V) SOHC (E)	XP5144	*APP5144	AP5144	5144	.054	
V6-4.0L F/inj. DOHC (X)						

Super Duty E

V10-6.8L F/inj. (20V) SOHC (S)	*XP103	APP103	AP103	103	.054	
V8-5.4L F/inj. (16V) SOHC (L)						
V8-5.4L F/inj. (16V) SOHC CNG (M)	XP103	APP103	*AP103 9524	103	.044	
V8-7.3L Diesel Turbo (F)						*1111

Super Duty F

V10-6.8L F/inj. (20V) SOHC (S)	*XP103	APP103	AP103	103	.054	
V8-5.4L F/inj. (16V) SOHC (L)						
V8-5.4L F/inj. (16V) SOHC CNG (M)	XP103	APP103	*AP103 9524	103	.044	
V8-7.3L Diesel Turbo (F)						*1111

Windstar

V6-3.8L F/inj. (12V) SOHC (4)	XP105	*APP105 8085, 9329 *APP765 2424, 9328	AP105 8082, 9329 AP765 2424, 9328	765	.054	
-------------------------------	-------	--	--------------------------------------	-----	------	--

2001 E150-350

V10-6.8L F/inj. (20V) SOHC (S)	*XP103	APP103	AP103	103	.054	
V6-4.2L F/inj. (12V) SOHC (2)	XP5144	APP5144	*AP5144 9524	5144	.054	

***NOTE: O.E. Recommended Plug *REMARQUE : bouchon recommandé pour l'équipement d'origine *NOTA: Se recomienda conector del equipo original**

Se Section 9 pour les remarques en français en bas de page. Ver Sección 9 para las páginas de notas de pie de página español.
 2424 Use until inventory is depleted 8025 Replaces AP764 8082 Replaces AP765 8084 Replaces APP764 8085 Replaces APP765
 9328 1/2 Thread; Original equipment design 9329 Full thread; Original equipment design change 9524 Fine wire

Passenger Cars & Light Trucks 2011 - 1996



Autolite XP[®]**
IRIDIUM
ENHANCED
.6mm FINEWIRE

Autolite[®]
DOUBLE
PLATINUM

Autolite[®]
PLATINUM &
REVOLUTION HT[®]

Autolite[®]
COPPER
CORE

GAP
ÉCARTEMENT
ESPACIO

Autolite[®]
GLOW
PLUGS

2001 FORD TRUCK (includes light trucks, vans, SUV's) E150-350 (Cont'd)

V8-4.6L F/inj. (16V) SOHC (W)	XP104	APP104 ^{8084, 9329} APP764 ^{2424, 9328}	*AP104 ^{8025, 9329, 9524} *AP764 ^{2424, 9328}	764	.054	
V8-5.4L F/inj. (16V) SOHC (A) V8-5.4L F/inj. (16V) SOHC (L)	*XP103	APP103	AP103	103	.054	
V8-5.4L F/inj. (16V) SOHC CNG (M)	XP103	APP103	*AP103 ⁹⁵²⁴	103	.044	
V8-5.4L F/inj. (16V) SOHC Flex Fuel (Z)	*XP103	APP103	AP103	103	.054	
V8-7.3L Diesel Turbo (F)						*1111

Escape

4-2.0L F/inj. (16V) DOHC (B)	*XP5364	APP5364 ²⁴²⁸			.050	
V6-3.0L F/inj. (24V) DOHC (1)	XP104	APP104	*AP104 ⁹⁵²⁴	104	.054	

Excursion

V10-6.8L F/inj. (20V) SOHC (S) V8-5.4L F/inj. (16V) SOHC (A) V8-5.4L F/inj. (16V) SOHC (L) V8-5.4L F/inj. (16V) SOHC Flex Fuel (Z)	*XP103	APP103	AP103	103	.054	
V8-7.3L Diesel Turbo (F)						*1111

Expedition

V8-4.6L F/inj. (16V) SOHC (6)	XP104	APP104 ^{8084, 9329} APP764 ^{2424, 9328}	*AP104 ^{8025, 9329} *AP764 ^{2424, 9328}	764	.054	
V8-4.6L F/inj. (16V) SOHC (W)	XP104	APP104 ^{8084, 9329} APP764 ^{2424, 9328}	*AP104 ^{8025, 9329, 9524} *AP764 ^{2424, 9328}	764	.054	
V8-5.4L F/inj. (16V) SOHC (A) V8-5.4L F/inj. (16V) SOHC (L)	*XP103	APP103	AP103	103	.054	
V8-5.4L F/inj. (16V) SOHC CNG (M)	XP103	APP103	*AP103 ⁹⁵²⁴	103	.044	
V8-5.4L F/inj. (16V) SOHC Flex Fuel (Z)	*XP103	APP103	AP103	103	.054	

Explorer

V6-4.0L F/inj. (12V) SOHC (E) V6-4.0L F/inj. (12V) SOHC Flex Fuel (K) V6-4.0L F/inj. OHV (X)	XP103	APP103	*AP103 ⁹⁵²⁴	103	.054	
V8-5.0L F/inj. (P)	XP104	APP104 ^{8084, 9329} APP764 ^{2424, 9328}	*AP104 ^{8025, 9329, 9524} *AP764 ^{2424, 9328}	764	.054	

Explorer Sport, Sport Trac

V6-4.0L F/inj. (12V) SOHC (E)	XP103	APP103	*AP103 ⁹⁵²⁴	103	.054	
-------------------------------	-------	--------	------------------------	-----	------	--

F150-350

V10-6.8L F/inj. (20V) SOHC (S)	*XP103	APP103	AP103	103	.054	
V6-4.2L F/inj. (12V) SOHC (2)	XP5144	APP5144	*AP5144 ⁹⁵²⁴	5144	.054	
V8-4.6L F/inj. (16V) SOHC (6) V8-4.6L F/inj. (16V) SOHC (W)	XP104	APP104 ^{8084, 9329} APP764 ^{2424, 9328}	*AP104 ^{8025, 9329, 9524} *AP764 ^{2424, 9328}	764	.054	
V8-5.4L F/inj. (16V) SOHC (A) V8-5.4L F/inj. (16V) SOHC (L)	*XP103	APP103	AP103	103	.054	
V8-5.4L F/inj. (16V) SOHC CNG (M) V8-5.4L F/inj. (16V) SOHC SC (3)	XP103	APP103	*AP103 ⁹⁵²⁴	103	.044	
V8-5.4L F/inj. Bi-Fuel CNG (Z)	*XP103	APP103	AP103	103	.054	
V8-7.3L Diesel Turbo (F)						*1111

F450 (Super Duty)

V10-6.8L F/inj. (20V) SOHC (S) V8-5.4L F/inj. (16V) SOHC (L)	*XP103	APP103	AP103	103	.054	
V8-7.3L Diesel Turbo (F)						*1111

F550 (Super Duty)

V10-6.8L F/inj. (20V) SOHC (S)	*XP103	APP103	AP103	103	.054	
V8-7.3L Diesel Turbo (F)						*1111

Ranger

4-2.3L F/inj. DOHC (D)	XP104	*APP104 ⁹⁵²⁴	AP104	104	.044	
------------------------	-------	-------------------------	-------	-----	------	--



*NOTE: O.E. Recommended Plug *REMARQUE : bouchon recommandé pour l'équipement d'origine *NOTA: Se recomienda conector del equipo original

Se Section 9 pour les remarques en français en bas de page. Ver Sección 9 para las páginas de notas de pie de página español.

2424 Use until inventory is depleted 2428 Replaces APP5344 8025 Replaces AP764 8084 Replaces APP764 9328 1/2 Thread; Original equipment design

9329 Full thread; Original equipment design change 9524 Fine wire

Passenger Cars & Light Trucks 2011 - 1996

		Autolite XP^{®**} IRIDIUM ENHANCED .6mm FINEWIRE	Autolite[®] DOUBLE PLATINUM	Autolite[®] PLATINUM & REVOLUTION HT [®]	Autolite[®] COPPER CORE	GAP ÉCARTEMENT ESPACIO	Autolite[®] GLOW PLUGS
2001 FORD TRUCK (includes light trucks, vans, SUV's) <i>Ranger (Cont'd)</i>							
4-2.5L F/inj. SOHC (C)	XP104 ³⁰⁹	APP104 ^{309, 8084, 9329} APP764 ^{309, 2424, 9328}	*AP104 ^{309, 8025, 9329, 9524} *AP764 ^{309, 2424, 9328}	764 ³⁰⁹	.044		
V6-3.0L F/inj. (12V) SOHC (U) V6-3.0L F/inj. (12V) SOHC Flex Fuel (V)	XP104	*APP104 ^{8084, 9329, 9524} *APP764 ^{2424, 9328}	AP104 ^{8025, 9329} AP764 ^{2424, 9328}	764	.044		
V6-4.0L F/inj. (12V) SOHC (E) V6-4.0L F/inj. OHV (X)	XP5144	*APP5144	AP5144	5144	.054		
Super Duty E							
V10-6.8L F/inj. (20V) SOHC (S) V8-5.4L F/inj. (16V) SOHC (L)	*XP103	APP103	AP103	103	.054		
V8-5.4L F/inj. (16V) SOHC CNG (M) V8-7.3L Diesel Turbo (F)	XP103	APP103	*AP103 ⁹⁵²⁴	103	.044	*1111	
Super Duty F							
V10-6.8L F/inj. (20V) SOHC (S) V8-5.4L F/inj. (16V) SOHC (L)	*XP103	APP103	AP103	103	.054		
V8-5.4L F/inj. (16V) SOHC CNG (M) V8-7.3L Diesel Turbo (F)	XP103	APP103	*AP103 ⁹⁵²⁴	103	.044	*1111	
Windstar							
V6-3.0L F/inj. (12V) SOHC (U)	XP104	*APP104 ^{8084, 9329, 9524} *APP764 ^{2424, 9328}	AP104 ^{8025, 9329} AP764 ^{2424, 9328}	764	.044		
V6-3.8L F/inj. (12V) SOHC (4)	XP105	*APP105 ^{8085, 9329} *APP765 ^{2424, 9328}	AP105 ^{8082, 9329} AP765 ^{2424, 9328}	765	.044		
2000 E150-350							
V10-6.8L F/inj. (20V) SOHC (S) V6-4.2L F/inj. (12V) SOHC (2)	*XP103 XP5144	APP103 APP5144	AP103 *AP5144 ⁹⁵²⁴	103 5144	.054 .054		
V8-4.6L F/inj. (16V) SOHC (6) V8-4.6L F/inj. (16V) SOHC (W)	XP104	APP104 ^{8084, 9329} APP764 ^{2424, 9328}	*AP104 ^{8025, 9329, 9524} *AP764 ^{2424, 9328}	764	.054		
V8-5.4L F/inj. (16V) SOHC (A) V8-5.4L F/inj. (16V) SOHC (L)	*XP103	APP103	AP103	103	.054		
V8-5.4L F/inj. (16V) SOHC CNG (M) V8-5.4L F/inj. (16V) SOHC Flex Fuel (Z)	XP103 *XP103	APP103 APP103	*AP103 ⁹⁵²⁴ AP103	103 103	.044 .054		
V8-7.3L Diesel Turbo (F)						*1111	
Excursion							
V10-6.8L F/inj. (20V) SOHC (S) V8-5.4L F/inj. (16V) SOHC (A) V8-5.4L F/inj. (16V) SOHC (L) V8-5.4L F/inj. (16V) SOHC Flex Fuel (Z)	*XP103	APP103	AP103	103	.054		
V8-7.3L Diesel Turbo (F)						*1111	
Expedition							
V8-4.6L F/inj. (16V) SOHC (6) V8-4.6L F/inj. (16V) SOHC (W)	XP104	APP104 ^{8084, 9329} APP764 ^{2424, 9328}	*AP104 ^{8025, 9329, 9524} *AP764 ^{2424, 9328}	764	.054		
V8-5.4L F/inj. (16V) SOHC (A) V8-5.4L F/inj. (16V) SOHC (L)	*XP103	APP103	AP103	103	.054		
V8-5.4L F/inj. (16V) SOHC CNG (M) V8-5.4L F/inj. (16V) SOHC Flex Fuel (Z)	XP103 *XP103	APP103 APP103	*AP103 ⁹⁵²⁴ AP103	103 103	.044 .054		
Explorer							
V6-4.0L F/inj. (12V) SOHC (E) V6-4.0L F/inj. OHV (X)	XP103	APP103	*AP103 ⁹⁵²⁴	103	.054		
V8-5.0L F/inj. (P)	XP104	APP104 ^{8084, 9329} APP764 ^{2424, 9328}	*AP104 ^{8025, 9329, 9524} *AP764 ^{2424, 9328}	764	.054		
F150-350							
V10-6.8L F/inj. (20V) SOHC (S) V6-4.2L F/inj. (12V) SOHC (2)	*XP103 XP5144	APP103 APP5144	AP103 *AP5144 ⁹⁵²⁴	103 5144	.054 .054		

***NOTE: O.E. Recommended Plug *REMARQUE : bouchon recommandé pour l'équipement d'origine *NOTA: Se recomienda conector del equipo original**

Se Section 9 pour les remarques en français en bas de page. Ver Sección 9 para las páginas de notas de pie de página español.

³⁰⁹ Requires 2 plugs per cylinder ²⁴²⁴ Use until inventory is depleted ⁸⁰²⁵ Replaces AP764 ⁸⁰⁸² Replaces AP765 ⁸⁰⁸⁴ Replaces APP764 ⁸⁰⁸⁵ Replaces APP765
⁹³²⁸ 1/2 Thread; Original equipment design ⁹³²⁹ Full thread; Original equipment design change ⁹⁵²⁴ Fine wire

Passenger Cars & Light Trucks 2011 - 1996



Autolite XP[®]**
IRIDIUM
ENHANCED
.6mm FINEWIRE

Autolite[®]
DOUBLE
PLATINUM

Autolite[®]
PLATINUM &
REVOLUTION HT[®]

Autolite[®]
COPPER
CORE

GAP
ÉNCARTEMENT
ESPACIO

Autolite[®]
GLOW
PLUGS

2000 FORD TRUCK (includes light trucks, vans, SUV's) F150-350 (Cont'd)

V8-4.6L F/inj. (16V) SOHC (6)	XP104	APP104 ^{8084, 9329}	*AP104 ^{8025, 9329, 9524}	764	.054	
V8-4.6L F/inj. (16V) SOHC (W)		APP764 ^{2424, 9328}	*AP764 ^{2424, 9328}			
V8-5.4L F/inj. (16V) SOHC (A)	*XP103	APP103	AP103	103	.054	
V8-5.4L F/inj. (16V) SOHC (L)						
V8-5.4L F/inj. (16V) SOHC CNG (M)	XP103	APP103	*AP103 ⁹⁵²⁴	103	.044	
V8-5.4L F/inj. (16V) SOHC SC (3)						
V8-5.4L F/inj. Bi-Fuel CNG (Z)	*XP103	APP103	AP103	103	.054	
V8-7.3L Diesel Turbo (F)						*1111

F450 (Super Duty)

V10-6.8L F/inj. (20V) SOHC (S)	*XP103	APP103	AP103	103	.054	
V8-7.3L Diesel Turbo (F)						*1111

F550 (Super Duty)

V10-6.8L F/inj. (20V) SOHC (S)	*XP103	APP103	AP103	103	.054	
V8-7.3L Diesel Turbo (F)						*1111

Ranger

4-2.5L F/inj. SOHC (C)	XP104 ³⁰⁹	APP104 ^{309, 8084, 9329}	*AP104 ^{309, 8025, 9329, 9524}	764 ³⁰⁹	.044	
		APP764 ^{309, 2424, 9328}	*AP764 ^{309, 2424, 9328}			
V6-3.0L F/inj. (12V) SOHC (U)	XP103	APP103	*AP103 ⁹⁵²⁴	103	.044	
V6-3.0L F/inj. (12V) SOHC Flex Fuel (V)						
V6-4.0L F/inj. (12V) SOHC (E)	XP103	APP103	*AP103 ⁹⁵²⁴	103	.054	
V6-4.0L F/inj. OHV (X)						

Super Duty E

V10-6.8L F/inj. (20V) SOHC (S)	*XP103	APP103	AP103	103	.054	
V8-5.4L F/inj. (16V) SOHC (L)						
V8-5.4L F/inj. (16V) SOHC CNG (M)	XP103	APP103	*AP103 ⁹⁵²⁴	103	.044	
V8-7.3L Diesel Turbo (F)						*1111

Super Duty F

V10-6.8L F/inj. (20V) SOHC (S)	*XP103	APP103	AP103	103	.054	
V8-5.4L F/inj. (16V) SOHC (L)						
V8-5.4L F/inj. (16V) SOHC CNG (M)	XP103	APP103	*AP103 ⁹⁵²⁴	103	.044	
V8-7.3L Diesel Turbo (F)						*1111

Windstar

V6-3.0L F/inj. (12V) SOHC (U)	XP104	*APP104 ^{8084, 9329, 9524}	AP104 ^{8025, 9329}	764	.044	
		*APP764 ^{2424, 9328}	AP764 ^{2424, 9328}			
V6-3.8L F/inj. (12V) SOHC (4)	XP105	*APP105 ^{8085, 9329}	AP105 ^{8082, 9329}	765	.044	
		*APP765 ^{2424, 9328}	AP765 ^{2424, 9328}			

1999 E150-350

V10-6.8L F/inj. (20V) SOHC (S)	*XP103	APP103	AP103	103	.054	
V6-4.2L F/inj. (12V) SOHC (2)	XP5144	APP5144	*AP5144 ⁹⁵²⁴	5144	.054	
V8-4.6L F/inj. (16V) SOHC (6)	XP104	APP104 ^{8084, 9329}	*AP104 ^{8025, 9329, 9524}	764	.054	
		APP764 ^{2424, 9328}	*AP764 ^{2424, 9328}			
V8-4.6L F/inj. (16V) SOHC (W)	XP104	*APP104 ^{8084, 9329, 9524}	AP104 ^{8025, 9329}	764	.054	
		*APP764 ^{2424, 9328}	AP764 ^{2424, 9328}			
V8-5.4L F/inj. (16V) SOHC (A)	*XP103	APP103	AP103	103	.054	
V8-5.4L F/inj. (16V) SOHC (L)						
V8-5.4L F/inj. (16V) SOHC CNG (M)	XP103	APP103	*AP103 ⁹⁵²⁴	103	.044	
V8-5.4L F/inj. Bi-Fuel CNG (Z)	*XP103	APP103	AP103	103	.054	
V8-7.3L Diesel Turbo (F)						*1111 ⁸⁷

*NOTE: O.E. Recommended Plug *REMARQUE : bouchon recommandé pour l'équipement d'origine *NOTA: Se recomienda conector del equipo original

Se Section 9 pour les remarques en français en bas de page. Ver Sección 9 para las páginas de notas de pie de página español.

⁸⁷ Except California ³⁰⁹ Requires 2 plugs per cylinder ²⁴²⁴ Use until inventory is depleted ⁸⁰²⁵ Replaces AP764 ⁸⁰⁸² Replaces AP765 ⁸⁰⁸⁴ Replaces APP764

⁸⁰⁸⁵ Replaces APP765 ⁹³²⁸ 1/2 Thread; Original equipment design ⁹³²⁹ Full thread; Original equipment design change ⁹⁵²⁴ Fine wire

Passenger Cars & Light Trucks 2011 - 1996



Autolite XP^{®}**
IRIDIUM
ENHANCED
.6mm FINEWIRE

Autolite[®]
DOUBLE
PLATINUM

Autolite[®]
PLATINUM &
REVOLUTION HT[®]

Autolite[®]
COPPER
CORE

GAP
ÉNCARTEMENT
ESPACIO

Autolite[®]
GLOW
PLUGS

1999 FORD TRUCK (includes light trucks, vans, SUV's) (Cont'd)

Model	Autolite XP ^{®**}	Autolite [®] Double Platinum	Autolite [®] Platinum & Revolution HT [®]	Autolite [®] Copper Core	GAP ÉNCARTEMENT ESPACIO	Autolite [®] Glow Plugs
Excursion						
V10-6.8L F/inj. (20V) SOHC (S)	*XP103	APP103	AP103	103	.054	
V8-5.4L F/inj. (16V) SOHC (A)						
V8-5.4L F/inj. (16V) SOHC (L)						
V8-5.4L F/inj. (16V) SOHC Flex Fuel (Z)						
V8-7.3L Diesel Turbo (F)						*1111 ⁸⁷
Expedition						
V8-4.6L F/inj. (16V) SOHC (6)	XP104	APP104 ^{8084, 9329}	*AP104 ^{8025, 9329, 9524}	764	.054	
V8-4.6L F/inj. (16V) SOHC (W)		APP764 ^{2424, 9328}	*AP764 ^{2424, 9328}			
V8-5.4L F/inj. (16V) SOHC (A)	*XP103	APP103	AP103	103	.054	
V8-5.4L F/inj. (16V) SOHC (L)						
V8-5.4L F/inj. (16V) SOHC CNG (M)	XP103	APP103	*AP103 ⁹⁵²⁴	103	.044	
V8-5.4L F/inj. (16V) SOHC Flex Fuel (Z)	*XP103	APP103	AP103	103	.054	
Explorer						
V6-4.0L F/inj. OHV (X)	XP103	APP103	*AP103 ⁹⁵²⁴	103	.054	
V6-4.0L F/inj. SOHC (E)						
V8-5.0L F/inj. (P)	XP104	APP104 ^{8084, 9329}	*AP104 ^{8025, 9329, 9524}	764	.054	
		APP764 ^{2424, 9328}	*AP764 ^{2424, 9328}			
F150-350						
V10-6.8L F/inj. (20V) SOHC (S)	*XP103	APP103	AP103	103	.054	
V6-4.2L F/inj. (12V) SOHC (2)	XP5144	APP5144	*AP5144 ⁹⁵²⁴	5144	.054	
V8-4.6L F/inj. (16V) SOHC (6)	XP104	APP104 ^{8084, 9329}	*AP104 ^{8025, 9329, 9524}	764	.054	
V8-4.6L F/inj. (16V) SOHC (W)		APP764 ^{2424, 9328}	*AP764 ^{2424, 9328}			
V8-5.4L F/inj. (16V) SOHC (A)	*XP103	APP103	AP103	103	.054	
V8-5.4L F/inj. (16V) SOHC (L)						
V8-5.4L F/inj. (16V) SOHC CNG (M)	XP103	APP103	*AP103 ⁹⁵²⁴	103	.044	
V8-5.4L F/inj. (16V) SOHC SC (3)						
V8-5.4L F/inj. Bi-Fuel CNG (Z)	*XP103	APP103	AP103	103	.054	
V8-7.3L Diesel Turbo (F)						*1111 ⁸⁷
F450 (Super Duty)						
V10-6.8L F/inj. (20V) SOHC (S)	*XP103	APP103	AP103	103	.054	
V8-7.3L Diesel Turbo (F)						*1111 ⁸⁷
F550 (Super Duty)						
V10-6.8L F/inj. (20V) SOHC (S)	*XP103	APP103	AP103	103	.054	
V8-7.3L Diesel Turbo (F)						*1111 ⁸⁷
Ranger						
4-2.5L F/inj. SOHC (C)	XP104 ³⁰⁹	APP104 ^{309, 8084, 9329}	*AP104 ^{309, 8025, 9329, 9524}	764 ³⁰⁹	.044	
		APP764 ^{309, 2424, 9328}	*AP764 ^{309, 2424, 9328}			
V6-3.0L F/inj. (12V) SOHC (U)	XP103	APP103	*AP103 ⁹⁵²⁴	103	.044	
V6-3.0L F/inj. (12V) SOHC Flex Fuel (V)						
V6-4.0L F/inj. OHV (X)	XP103	APP103	*AP103 ⁹⁵²⁴	103	.054	
Super Duty E						
V10-6.8L F/inj. (20V) SOHC (S)	*XP103	APP103	AP103	103	.054	
V8-5.4L F/inj. (16V) SOHC CNG (M)	XP103	APP103	*AP103 ⁹⁵²⁴	103	.044	
V8-7.3L Diesel Turbo (F)						*1111 ⁸⁷
Super Duty F						
V10-6.8L F/inj. (20V) SOHC (S)	*XP103	APP103	AP103	103	.054	
V8-5.4L F/inj. (16V) SOHC CNG (M)	XP103	APP103	*AP103 ⁹⁵²⁴	103	.044	
V8-7.3L Diesel Turbo (F)						*1111 ⁸⁷
Windstar						
V6-3.0L F/inj. (12V) SOHC (U)	XP104	APP104 ^{8084, 9329}	*AP104 ^{8025, 9329, 9524}	764	.044	
		APP764 ^{2424, 9328}	*AP764 ^{2424, 9328}			

*NOTE: O.E. Recommended Plug *REMARQUE : bouchon recommandé pour l'équipement d'origine *NOTA: Se recomienda conector del equipo original

Se Section 9 pour les remarques en français en bas de page. Ver Sección 9 para las páginas de notas de pie de página español.

⁸⁷ Except California ³⁰⁹ Requires 2 plugs per cylinder ²⁴²⁴ Use until inventory is depleted ⁸⁰²⁵ Replaces AP764 ⁸⁰⁸⁴ Replaces APP764

⁹³²⁸ 1/2 Thread; Original equipment design ⁹³²⁹ Full thread; Original equipment design change ⁹⁵²⁴ Fine wire

Passenger Cars & Light Trucks 2011 - 1996



Autolite XP[®]**
IRIDIUM
ENHANCED
.6mm FINEWIRE

Autolite[®]
DOUBLE
PLATINUM

Autolite[®]
PLATINUM &
REVOLUTION HT[®]

Autolite[®]
COPPER
CORE

GAP
ÉNCARTEMENT
ESPACIO

Autolite[®]
GLOW
PLUGS

1999 FORD TRUCK (includes light trucks, vans, SUV's) Windstar (Cont'd)

V6-3.8L F/inj. (12V) SOHC (4)	XP105	*APP105 ^{8085, 9329} *APP765 ^{2424, 9328}	AP105 ^{8082, 9329} AP765 ^{2424, 9328}	765	.044	
-------------------------------	-------	--	--	-----	------	--

1998 E150-350

V10-6.8L F/inj. (20V) SOHC (S)	*XP103	APP103	AP103	103	.054	
V6-4.2L F/inj. (12V) SOHC (2)	XP5144	APP5144	*AP5144 ⁹⁵²⁴	5144	.054	
V8-4.6L F/inj. (16V) SOHC (6)	XP104	APP104 ^{8084, 9329} APP764 ^{2424, 9328}	*AP104 ^{8025, 9329, 9524} *AP764 ^{2424, 9328}	764	.054	
V8-4.6L F/inj. (16V) SOHC (W)						
V8-5.4L F/inj. (16V) SOHC (L)	*XP103	APP103	AP103	103	.054	
V8-5.4L F/inj. (16V) SOHC CNG (M)	XP103	APP103	*AP103 ⁹⁵²⁴	103	.044	
V8-5.4L F/inj. Bi-Fuel CNG (Z)	*XP103	APP103	AP103	103	.054	
V8-7.3L Diesel Turbo (F)						*1111 ⁸⁷

Expedition

V8-4.6L F/inj. (16V) SOHC (6)	XP104	APP104	*AP104 ⁹⁵²⁴	104	.054	
V8-4.6L F/inj. (16V) SOHC (W)						
V8-5.4L F/inj. (16V) SOHC (A)	*XP103	APP103	AP103	103	.054	
V8-5.4L F/inj. (16V) SOHC (L)						

Explorer

V6-4.0L F/inj. OHV (X)	XP103	APP103	*AP103 ⁹⁵²⁴	103	.054	
V6-4.0L F/inj. SOHC (E)						
V8-5.0L F/inj. (P)	XP104	APP104 ^{8084, 9329} APP764 ^{2424, 9328}	*AP104 ^{8025, 9329, 9524} *AP764 ^{2424, 9328}	764	.054	

F150-350

V10-6.8L F/inj. (20V) SOHC (S)	*XP103	APP103	AP103	103	.054	
V6-4.2L F/inj. (12V) SOHC (2)	XP5144	APP5144	*AP5144 ⁹⁵²⁴	5144	.054	
V8-4.6L F/inj. (16V) SOHC (6)	XP104	APP104	*AP104 ⁹⁵²⁴	104	.054	
V8-4.6L F/inj. (16V) SOHC (W)						
V8-5.4L F/inj. (16V) SOHC (A)	*XP103	APP103	AP103	103	.054	
V8-5.4L F/inj. (16V) SOHC (L)						
V8-5.4L F/inj. (16V) SOHC CNG (M)	XP103	APP103	*AP103 ⁹⁵²⁴	103	.044	
V8-5.4L F/inj. Bi-Fuel CNG (Z)	*XP103	APP103	AP103	103	.054	
V8-7.3L Diesel Turbo (F)						*1111 ⁸⁷

F450 (Super Duty)

V10-6.8L F/inj. (20V) SOHC (S)	*XP103	APP103	AP103	103	.054	
V8-7.3L Diesel Turbo (F)						*1111 ⁸⁷

Ranger

4-2.5L F/inj. SOHC (C)	XP104 ³⁰⁹	APP104 ^{309, 8084, 9329} APP764 ^{309, 2424, 9328}	*AP104 ^{309, 8025, 9329, 9524} *AP764 ^{309, 2424, 9328}	764 ³⁰⁹	.044	
V6-3.0L F/inj. (12V) SOHC (U)	XP104	APP104 ^{8084, 9329} APP764 ^{2424, 9328}	*AP104 ^{8025, 9329, 9524} *AP764 ^{2424, 9328}	764	.044	
V6-4.0L F/inj. OHV (X)	XP103	APP103	*AP103 ⁹⁵²⁴	103	.054	

Super Duty E

V10-6.8L F/inj. (20V) SOHC (S)	*XP103	APP103	AP103	103	.054	
V8-5.4L F/inj. (16V) SOHC (L)						
V8-7.3L Diesel Turbo (F)						*1111 ⁸⁷

Super Duty F

V10-6.8L F/inj. (20V) SOHC (S)	*XP103	APP103	AP103	103	.054	
V8-5.4L F/inj. (16V) SOHC (L)						
V8-5.4L F/inj. (16V) SOHC CNG (M)	XP103	APP103	*AP103 ⁹⁵²⁴	103	.044	
V8-7.3L Diesel Turbo (F)						*1111 ⁸⁷

Windstar

V6-3.0L F/inj. (12V) SOHC (U)	XP104	APP104 ^{8084, 9329} APP764 ^{2424, 9328}	*AP104 ^{8025, 9329, 9524} *AP764 ^{2424, 9328}	764	.044	
-------------------------------	-------	--	--	-----	------	--



*NOTE: O.E. Recommended Plug *REMARQUE : bouchon recommandé pour l'équipement d'origine *NOTA: Se recomienda conector del equipo original

Se Section 9 pour les remarques en français en bas de page. Ver Seccion 9 para las páginas de notas de pie de página español.

⁸⁷ Except California ³⁰⁹ Requires 2 plugs per cylinder ²⁴²⁴ Use until inventory is depleted ⁸⁰²⁵ Replaces AP764 ⁸⁰⁸² Replaces AP765 ⁸⁰⁸⁴ Replaces APP764

⁸⁰⁸⁵ Replaces APP765 ⁹³²⁸ 1/2 Thread; Original equipment design ⁹³²⁹ Full thread; Original equipment design change ⁹⁵²⁴ Fine wire

Passenger Cars & Light Trucks 2011 - 1996

		Autolite XP^{®**} IRIDIUM ENHANCED .6mm FINEWIRE	Autolite[®] DOUBLE PLATINUM	Autolite[®] PLATINUM & REVOLUTION HT [®]	Autolite[®] COPPER CORE	GAP ÉNCARTEMENT ESPACIO	Autolite[®] GLOW PLUGS
1998 FORD TRUCK (includes light trucks, vans, SUV's) <i>Windstar (Cont'd)</i>							
V6-3.8L F/inj. (12V) SOHC (4)	XP105	*APP105 8085, 9329 *APP765 2424, 9328	AP105 8082, 9329 AP765 2424, 9328	765	.044		
1997 Aerostar							
V6-3.0L F/inj. (U)	XP104	APP104 8084, 9329 APP764 2424, 9328	*AP104 8025, 9329, 9524 *AP764 2424, 9328	764	.044		
V6-4.0L F/inj. (X)	XP103	APP103	*AP103 9524	103	.054		
E150-350							
V10-6.8L F/inj. (20V) SOHC (S)	XP103	APP103	*AP103 9524	103	.044		
V6-4.2L F/inj. (12V) SOHC (2)	XP605	APP605	*AP605 9524	605	.054		
V8-4.6L F/inj. (16V) SOHC (6)	XP104	APP104 8084, 9329 APP764 2424, 9328	*AP104 8025, 9329, 9524 *AP764 2424, 9328	764	.054		
V8-4.6L F/inj. (16V) SOHC (W)	XP104	APP104 8084, 9329 APP764 2424, 9328	*AP104 8025, 9329, 9524 *AP764 2424, 9328	764	.054		
V8-5.4L F/inj. (16V) SOHC (L)	XP103	APP103	*AP103 9524	103	.054		
V8-5.4L F/inj. (16V) SOHC CNG (M)	XP103	APP103	*AP103 9524	103	.044		
V8-5.4L F/inj. (N)	XP103	APP103	*AP103 9524	103	.054		
V8-7.3L Diesel Turbo (F)						*1111	
V8-7.5L F/inj. (G)	XP25	APP25	*AP25	25	.044		
Expedition							
V8-4.6L F/inj. (16V) SOHC (6)	XP104	APP104	*AP104 9524	104	.054		
V8-4.6L F/inj. (16V) SOHC (W)	XP104	APP104	*AP104 9524	104	.054		
V8-5.4L F/inj. (16V) SOHC (L)	XP103	APP103	*AP103 9524	103	.054		
Explorer							
V6-4.0L F/inj. OHV (X)	XP103	APP103	*AP103 9524	103	.054		
V6-4.0L F/inj. SOHC (E)	XP103	APP103	*AP103 9524	103	.054		
V8-5.0L F/inj. (P)	XP104	APP104 8084, 9329 APP764 2424, 9328	*AP104 8025, 9329, 9524 *AP764 2424, 9328	764	.054		
F150-350							
V6-4.2L F/inj. (12V) SOHC (2)	XP605	APP605	*AP605 9524	605	.054		
V8-4.6L F/inj. (16V) SOHC (6)	XP104	APP104	*AP104 9524	104	.054		
V8-4.6L F/inj. (16V) SOHC (W)	XP104	APP104	*AP104 9524	104	.054		
V8-5.4L F/inj. (16V) SOHC (L)	XP103	APP103	*AP103 9524	103	.054		
V8-5.4L F/inj. (16V) SOHC CNG (M)	XP103	APP103	*AP103 9524	103	.044		
V8-5.8L F/inj. (H)	XP24	APP24	*AP24	24	.044		
V8-7.3L Diesel Turbo (F)						*1111	
V8-7.5L F/inj. (G)	XP25	APP25	*AP25	25	.044		
F450 (Super Duty)							
V8-7.3L Diesel Turbo (F)						*1111	
V8-7.5L F/inj. (G)	XP25	APP25	*AP25	25	.044		
F53/ F59, 1 Ton, Stripped Chassis							
V8-7.5L F/inj. (G)	XP25	APP25	*AP25	25	.044		
Ranger							
4-2.3L F/inj. (A)	XP104 ³⁰⁹	APP104 309, 8084, 9329 APP764 309, 2424, 9328	*AP104 309, 8025, 9329, 9524 *AP764 309, 2424, 9328	764 ³⁰⁹	.044		
V6-3.0L F/inj. (12V) SOHC (U)	XP104	*APP104 8084, 9329, 9524 *APP764 2424, 9328	AP104 8025, 9329 AP764 2424, 9328	764	.044		
V6-4.0L F/inj. OHV (X)	XP103	APP103	*AP103 9524	103	.054		
Super Duty E							
V10-6.8L F/inj. (20V) SOHC (S)	XP103	APP103	*AP103 9524	103	.054		
V8-5.4L F/inj. (16V) SOHC (L)						*1111	
V8-7.3L Diesel Turbo (F)						*1111	

*NOTE: O.E. Recommended Plug *REMARQUE : bouchon recommandé pour l'équipement d'origine *NOTA: Se recomienda conector del equipo original

Se Section 9 pour les remarques en français en bas de page. Ver Sección 9 para las páginas de notas de pie de página español.

³⁰⁹ Requires 2 plugs per cylinder ²⁴²⁴ Use until inventory is depleted ⁸⁰²⁵ Replaces AP764 ⁸⁰⁸² Replaces AP765 ⁸⁰⁸⁴ Replaces APP764 ⁸⁰⁸⁵ Replaces APP765
⁹³²⁸ 1/2 Thread; Original equipment design ⁹³²⁹ Full thread; Original equipment design change ⁹⁵²⁴ Fine wire

Passenger Cars & Light Trucks 2011 - 1996



Autolite XP^{®}**
IRIDIUM
ENHANCED
.6mm FINEWIRE

Autolite[®]
DOUBLE
PLATINUM

Autolite[®]
PLATINUM &
REVOLUTION HT[®]

Autolite[®]
COPPER
CORE

GAP
ÉCARTEMENT
ESPACIO

Autolite[®]
GLOW
PLUGS

1997 FORD TRUCK (includes light trucks, vans, SUV's) (Cont'd)

Super Duty F

V10-6.8L F/inj. (20V) SOHC (S) V8-5.4L F/inj. (16V) SOHC (L)	XP103	APP103	*AP103 ⁹⁵²⁴	103	.054	
V8-5.4L F/inj. (16V) SOHC CNG (M)	XP103	APP103	*AP103 ⁹⁵²⁴	103	.044	
V8-7.3L Diesel Turbo (F)						*1111
V8-7.5L F/inj. (G)	XP25	APP25	*AP25	25	.044	

Windstar

V6-3.0L F/inj. (12V) SOHC (U)	XP104	*APP104 ^{8084, 9329, 9524} *APP764 ^{2424, 9328}	AP104 ^{8025, 9329, 2424, 9328} AP764	764	.044	
V6-3.8L F/inj. (12V) SOHC (4)	XP105	*APP105 ^{8085, 9329, 2424, 9328} *APP765 ^{2424, 9328}	AP105 ^{8082, 9329, 2424, 9328} AP765	765	.044	

1996 Aerostar

V6-3.0L F/inj. (U)	XP104	APP104 ^{8084, 9329, 2424, 9328} APP764 ^{2424, 9328}	*AP104 ^{8025, 9329, 9524, 2424, 9328} *AP764 ^{2424, 9328}	764	.044	
V6-4.0L F/inj. (X)	XP605	APP605	*AP605 ⁹⁵²⁴	605	.054	

Bronco

V8-5.0L F/inj. (N)	XP25	APP25	AP25	*25	.054	
V8-5.8L F/inj. (H)	XP24	APP24	AP24	*24	.044	

E150-350

6-4.9L F/inj. (16V) SOHC Bi-Fuel CNG (Z) 6-4.9L F/inj. (Y)		APP5125	*AP5125	5125	.044	
V8-5.0L F/inj. (N)	XP25	APP25	AP25	*25	.054	
V8-5.8L F/inj. (H)	XP24	APP24	AP24	*24	.044	
V8-7.3L Diesel Turbo (F)						*1111
V8-7.5L F/inj. (G)	XP25	APP25	AP25	*25	.044	

Explorer

V6-4.0L F/inj. OHV (X)	XP605	APP605	*AP605 ⁹⁵²⁴	605	.054	
V8-5.0L F/inj. (P)	XP104	APP104 ^{8084, 9329, 2424, 9328} APP764 ^{2424, 9328}	*AP104 ^{8025, 9329, 9524, 2424, 9328} *AP764 ^{2424, 9328}	764	.054	

F150-350

6-4.9L F/inj. (16V) SOHC Bi-Fuel CNG (Z) 6-4.9L F/inj. (Y)		APP5125	*AP5125	5125	.044	
V8-5.0L F/inj. (N)	XP25	APP25	AP25	*25	.054	
V8-5.8L F/inj. (H)	XP24	APP24	AP24	*24	.044	
V8-7.3L Diesel Turbo (F)						*1111
V8-7.5L F/inj. (G)	XP25	APP25	AP25	*25	.044	

F450 (Super Duty)

V8-7.3L Diesel Turbo (F)						*1111
V8-7.5L F/inj. (G)	XP25	APP25	*AP25	25	.044	

F53/ F59, 1 Ton, Stripped Chassis

V8-7.5L F/inj. (G)	XP25	APP25	AP25	*25	.044	
--------------------	------	-------	------	------------	------	--

Ranger

4-2.3L F/inj. (A)	XP104 ³⁰⁹	APP104 ^{309, 8084, 9329} APP764 ^{309, 2424, 9328}	*AP104 ^{309, 8025, 9329, 9524} *AP764 ^{309, 2424, 9328}	764 ³⁰⁹	.044	
V6-3.0L F/inj. (12V) SOHC (U)	XP104	APP104 ^{8084, 9329, 2424, 9328} APP764 ^{2424, 9328}	*AP104 ^{8025, 9329, 9524, 2424, 9328} *AP764 ^{2424, 9328}	764	.044	
V6-4.0L F/inj. OHV (X)	XP105	*APP105 ^{8085, 9329, 2424, 9328} *APP765 ^{2424, 9328}	AP105 ^{8082, 9329, 2424, 9328} AP765	765	.054	

Super Duty E



V8-5.8L F/inj. (H)	XP24	APP24	AP24	*24	.044	
V8-7.3L Diesel Turbo (F)						*1111

***NOTE: O.E. Recommended Plug *REMARQUE : bouchon recommandé pour l'équipement d'origine *NOTA: Se recomienda conector del equipo original**

See Section 9 pour les remarques en français en bas de page. Ver Sección 9 para las páginas de notas de pie de página español.

³⁰⁹ Requires 2 plugs per cylinder ²⁴²⁴ Use until inventory is depleted ⁸⁰²⁵ Replaces AP764 ⁸⁰⁸² Replaces AP765 ⁸⁰⁸⁴ Replaces APP764 ⁸⁰⁸⁵ Replaces APP765
⁹³²⁸ 1/2 Thread; Original equipment design ⁹³²⁹ Full thread; Original equipment design change ⁹⁵²⁴ Fine wire

Passenger Cars & Light Trucks 2011 - 1996

		Autolite XP^{®**} IRIDIUM ENHANCED .6mm FINEWIRE	Autolite[®] DOUBLE PLATINUM	Autolite[®] PLATINUM & REVOLUTION HT [®]	Autolite[®] COPPER CORE	GAP ÉNCARTEMENT ESPACIO	Autolite[®] GLOW PLUGS
1996 FORD TRUCK (includes light trucks, vans, SUV's) <i>Super Duty E (Cont'd)</i>							
V8-7.5L F/inj. (G)		XP25	APP25	AP25	*25	.044	
<i>Super Duty F</i>							
6-4.9L F/inj. (16V) SOHC CNG (Z) 6-4.9L F/inj. (Y)			APP5125	*AP5125	5125	.044	
V8-5.8L F/inj. (H)		XP24	APP24	*AP24	24	.044	
V8-7.3L Diesel Turbo (F)							*1111
V8-7.5L F/inj. (G)		XP25	APP25	AP25	*25	.044	
<i>Windstar</i>							
V6-3.0L F/inj. (12V) SOHC (U)		XP104	*APP104 8084, 9329, 9524 *APP764 2424, 9328	AP104 8025, 9329 AP764 2424, 9328	764	.044	
V6-3.8L F/inj. (12V) SOHC (4)		XP105	*APP105 8085, 9329 *APP765 2424, 9328	AP105 8082, 9329 AP765 2424, 9328	765	.054	
1997 GEO CAR							
<i>Metro</i>							
3-1.0L F/inj. (6) 4-1.3L F/inj. (9)		XP63	APP63	AP63	*63	.042	
<i>Prizm</i>							
4-1.6L F/inj. (16V) DOHC (6) 4-1.8L F/inj. (16V) DOHC (8)		XP3923	APP3923	AP3923	*3923	.042	
1996 Metro							
3-1.0L F/inj. (6) 4-1.3L F/inj. (9)		XP63	APP63	AP63	*63	.042	
<i>Prizm</i>							
4-1.6L F/inj. (16V) DOHC (6) 4-1.8L F/inj. (16V) DOHC (8)		XP3923	APP3923	AP3923	*3923	.042	
1997 GEO TRUCK (includes light trucks, vans, SUV's)							
<i>Tracker</i>							
4-1.6L F/inj. (16V) DOHC (6)		XP3923	APP3923	AP3923	*3923	.042	
1996 Tracker							
4-1.6L F/inj. (16V) DOHC (6)		XP3923	APP3923	AP3923	*3923	.042	

CATALOG NOTE

Chevrolet Truck and GMC Truck applications are listed separately in years 2000 and newer. In years 1999 and older these models have been combined and appear under Chevrolet/GMC Trucks.

2011 GMC TRUCK (includes light trucks, vans, SUV's)							
<i>Acadia</i>							
V6-3.6L F/inj. (24V) DOHC LLT (D)			*APP5683			.040	
<i>Canyon</i>							
4-2.9L F/inj. (16V) DOHC LLV (9) 5-3.7L F/inj. (20V) DOHC LLR (E)		*XP5263	APP5263	AP5263		.040	
V8-5.3L F/inj. LH9 (P)		*XP5245	APP5245	AP5245	5245	.040	
<i>Savana</i>							
V6-4.3L F/inj. OHV LU3 (X)		*XP606	APP606	AP606	606	.060	
V8-4.8L F/inj. Flex Fuel L20 (A) V8-5.3L F/inj. Flex Fuel LMF (4) V8-6.0L F/inj. Flex Fuel L96 (G)		*XP5245	APP5245	AP5245	5245	.040	
V8-6.6L Diesel LGH Turbo V8-6.6L Diesel LMM Turbo (6)							*1120 7803
<i>Sierra 1500-3500, Denali</i>							
V6-4.3L F/inj. OHV LU3 (X)		*XP606	APP606	AP606	606	.060	

***NOTE: O.E. Recommended Plug *REMARQUE : bouchon recommandé pour l'équipement d'origine *NOTA: Se recomienda conector del equipo original**

Se Section 9 pour les remarques en français en bas de page. Ver Sección 9 para las páginas de notas de pie de página español.

2424 Use until inventory is depleted 7803 Uses a voltage controller 8025 Replaces AP764 8082 Replaces AP765 8084 Replaces APP764 8085 Replaces APP765
9328 1/2 Thread; Original equipment design 9329 Full thread; Original equipment design change 9524 Fine wire

Passenger Cars & Light Trucks 2011 - 1996



Autolite XP^{®}**
IRIDIUM
ENHANCED
.6mm FINEWIRE

Autolite[®]
DOUBLE
PLATINUM

Autolite[®]
PLATINUM &
REVOLUTION HT[®]

Autolite[®]
COPPER
CORE

GAP
ÉNCARTEMENT
ESPACIO

Autolite[®]
GLOW
PLUGS

2011 GMC TRUCK (includes light trucks, vans, SUV's) Sierra 1500-3500, Denali (Cont'd)

V8-4.8L F/inj. Flex Fuel L20 (A)	*XP5245	APP5245	AP5245	5245	.040	
V8-5.3L F/inj. Flex Fuel LC9 (3)						
V8-5.3L F/inj. Flex Fuel LMG (0)						
V8-6.0L F/inj. Flex Fuel L96 (G)						
V8-6.2L F/inj. Flex Fuel L9H (2)						
V8-6.6L Diesel LGH Turbo (L)						*1120 7803
V8-6.6L Diesel LML Turbo (8)						

Sierra Hybrid

V8-6.0L F/inj. Flex Fuel LZ1 (J)	*XP5245	APP5245	AP5245	5245	.040	
----------------------------------	----------------	---------	--------	------	------	--

Terrain

4-2.4L D.I. LAF (C)	*XP5263	APP5263	AP5263		.040	
V6-3.0L D.I. Flex Fuel LFW (5)		*APP5683			.040	

Yukon

V8-5.3L F/inj. Flex Fuel LC9 (3)	*XP5245	APP5245	AP5245	5245	.040	
V8-5.3L F/inj. Flex Fuel LMG (0)						
V8-6.2L F/inj. Flex Fuel L94 (F)						

Yukon Hybrid

V8-6.0L F/inj. Flex Fuel LZ1 (J)	*XP5245	APP5245	AP5245	5245	.040	
----------------------------------	----------------	---------	--------	------	------	--

Yukon XL

V8-5.3L F/inj. Flex Fuel LC9 (3)	*XP5245	APP5245	AP5245	5245	.040	
V8-5.3L F/inj. Flex Fuel LMG (0)						
V8-6.0L F/inj. Flex Fuel L96 (G)						
V8-6.2L F/inj. Flex Fuel L94 (F)						

2010 Acadia

V6-3.6L F/inj. (24V) DOHC LLT (D)		*APP5683			.040	
-----------------------------------	--	-----------------	--	--	------	--

Canyon

4-2.9L F/inj. (16V) DOHC LLV (9)	*XP5263	APP5263	AP5263		.040	
5-3.7L F/inj. (20V) DOHC LLR (E)						
V8-5.3L F/inj. LH9 (P)	*XP5245	APP5245	AP5245	5245	.040	

Savana

V6-4.3L F/inj. OHV LU3 (X)	*XP606	APP606	AP606	606	.060	
V8-4.8L F/inj. Flex Fuel L20 (A)	*XP5245	APP5245	AP5245	5245	.040	
V8-5.3L F/inj. Flex Fuel LMF (4)						
V8-6.0L F/inj. Flex Fuel L96 (G)						
V8-6.6L Diesel LGH Turbo						*1120 7803
V8-6.6L Diesel LMM Turbo (6)						

Sierra 1500-3500, Denali

V6-4.3L F/inj. OHV LU3 (X)	*XP606	APP606	AP606	606	.060	
V8-4.8L F/inj. Flex Fuel L20 (A)	*XP5245	APP5245	AP5245	5245	.040	
V8-5.3L F/inj. Flex Fuel LC9 (3)						
V8-5.3L F/inj. Flex Fuel LMG (0)						
V8-6.0L F/inj. Flex Fuel L96 (G)						
V8-6.0L F/inj. LY6 (K)						
V8-6.0L F/inj. LY6 (N)						
V8-6.2L F/inj. Flex Fuel L9H (2)						
V8-6.6L Diesel LMM Turbo (6)						*1120 7803

Sierra Hybrid

V8-6.0L F/inj. Flex Fuel LZ1 (J)	*XP5245	APP5245	AP5245	5245	.040	
----------------------------------	----------------	---------	--------	------	------	--

Terrain

4-2.4L D.I. LAF (W)	*XP5263	APP5263	AP5263		.040	
V6-3.0L D.I. LF1 (Y)		*APP5683			.040	

Yukon

V8-5.3L F/inj. Flex Fuel LC9 (3)	*XP5245	APP5245	AP5245	5245	.040	
V8-5.3L F/inj. Flex Fuel LMG (0)						
V8-6.2L F/inj. Flex Fuel L94 (F)						

***NOTE: O.E. Recommended Plug *REMARQUE : bouchon recommandé pour l'équipement d'origine *NOTA: Se recomienda conector del equipo original**

See Section 9 pour les remarques en français en bas de page. Ver Seccion 9 para las páginas de notas de pie de página español.

7803 Uses a voltage controller

Passenger Cars & Light Trucks 2011 - 1996



Autolite XP^{®}**
IRIDIUM
ENHANCED
.6mm FINEWIRE

Autolite[®]
DOUBLE
PLATINUM

Autolite[®]
PLATINUM &
REVOLUTION HT[®]

Autolite[®]
COPPER
CORE

GAP
ÉCARTEMENT
ESPACIO

Autolite[®]
GLOW
PLUGS

2010 GMC TRUCK (includes light trucks, vans, SUV's) (Cont'd)

Yukon Hybrid

V8-6.0L F/inj. Flex Fuel LZ1 (J)	*XP5245	APP5245	AP5245	5245	.040	
----------------------------------	----------------	---------	--------	------	------	--

Yukon XL

V8-5.3L F/inj. Flex Fuel LC9 (3) V8-5.3L F/inj. Flex Fuel LMG (0) V8-6.0L F/inj. Flex Fuel L96 (G) V8-6.2L F/inj. Flex Fuel L94 (F) V8-6.2L F/inj. Flex Fuel L9H (2)	*XP5245	APP5245	AP5245	5245	.040	
--	----------------	---------	--------	------	------	--

2009 Acadia

V6-3.6L F/inj. (24V) DOHC LLT (D)	*XP5263	APP5263	AP5263		.040	
-----------------------------------	----------------	---------	--------	--	------	--

Canyon

4-2.9L F/inj. (16V) DOHC LLV (9) 5-3.7L F/inj. (20V) DOHC LLR (E)	*XP5263	APP5263	AP5263		.040	
V8-5.3L F/inj. LH8 (L)	*XP5245	APP5245	AP5245	5245	.040	

Envoy, Envoy Denali

6-4.2L F/inj. (24V) DOHC LL8 (S)	*XP5263	APP5263	AP5263		.043	
V8-5.3L F/inj. LH6 (M)	*XP5245	APP5245	AP5245	5245	.040	

Savana

V6-4.3L F/inj. OHV LU3 (X)	XP605	*APP605⁹⁵²⁴	AP605	605	.060	
V8-4.8L F/inj. LY2 (C) V8-5.3L F/inj. Flex Fuel LMF (4) V8-6.0L F/inj. LY6 (K)	*XP5245	APP5245	AP5245	5245	.040	
V8-6.6L Diesel LMM Turbo (6)						*1120⁷⁸⁰³

Sierra 1500-3500, Denali

V6-4.3L F/inj. OHV LU3 (X)	XP605	*APP605⁹⁵²⁴	AP605	605	.060	
V8-4.8L F/inj. LY2 (C) V8-5.3L F/inj. Flex Fuel LC9 (3) V8-5.3L F/inj. Flex Fuel LMG (0) V8-5.3L F/inj. LH6 (M) V8-5.3L F/inj. LY5 (J) V8-6.0L F/inj. L76 (Y) V8-6.0L F/inj. LFA (5) V8-6.0L F/inj. LY6 (K) V8-6.2L F/inj. Flex Fuel L9H (2) V8-6.6L Diesel LMM Turbo (6)	*XP5245	APP5245	AP5245	5245	.040	
						*1120⁷⁸⁰³

Sierra Hybrid

V8-6.0L F/inj. LFA (5)	*XP5245	APP5245	AP5245	5245	.040	
------------------------	----------------	---------	--------	------	------	--

Yukon

V8-4.8L F/inj. LY2 (C) V8-5.3L F/inj. Flex Fuel LC9 (3) V8-5.3L F/inj. Flex Fuel LMG (0) V8-5.3L F/inj. LY5 (J) V8-6.2L F/inj. Flex Fuel L9H (2)	*XP5245	APP5245	AP5245	5245	.040	
--	----------------	---------	--------	------	------	--

Yukon Hybrid

V8-6.0L F/inj. LFA (5)	*XP5245	APP5245	AP5245	5245	.040	
------------------------	----------------	---------	--------	------	------	--

Yukon XL

V8-5.3L F/inj. Flex Fuel LC9 (3) V8-5.3L F/inj. Flex Fuel LMG (0) V8-5.3L F/inj. LY5 (J) V8-6.0L F/inj. L76 (Y) V8-6.0L F/inj. LY6 (K) V8-6.2L F/inj. Flex Fuel L9H (2)	*XP5245	APP5245	AP5245	5245	.040	
--	----------------	---------	--------	------	------	--

2008 Acadia

V6-3.6L F/inj. (24V) DOHC LY7 (7)	*XP5263	APP5263	AP5263		.040	
-----------------------------------	----------------	---------	--------	--	------	--

Canyon

4-2.9L F/inj. (16V) DOHC LLV (9) 5-3.7L F/inj. (20V) DOHC LLR (E)	*XP5263	APP5263	AP5263		.040	
--	----------------	---------	--------	--	------	--

***NOTE: O.E. Recommended Plug *REMARQUE : bouchon recommandé pour l'équipement d'origine *NOTA: Se recomienda conector del equipo original**

Se Section 9 pour les remarques en français en bas de page. Ver Sección 9 para las páginas de notas de pie de página español.

⁷⁸⁰³ Uses a voltage controller ⁹⁵²⁴ Fine wire

Passenger Cars & Light Trucks 2011 - 1996



Aulolite XP^{®}**
IRIDIUM
ENHANCED
.6mm FINEWIRE

Aulolite[®]
DOUBLE
PLATINUM

Aulolite[®]
PLATINUM &
REVOLUTION HT[®]

Aulolite[®]
COPPER
CORE

GAP
ÉCARTEMENT
ESPACIO

Aulolite[®]
GLOW
PLUGS

2008 GMC TRUCK (includes light trucks, vans, SUV's) Canyon (Cont'd)

V8-5.3L F/inj. LH8 (L)	*XP5245	APP5245	AP5245	5245	.040	
------------------------	----------------	---------	--------	------	------	--

Envoy, Envoy Denali

6-4.2L F/inj. (24V) DOHC LL8 (S)	*XP5263	APP5263	AP5263		.043	
V8-5.3L F/inj. LH6 (M)	*XP5245	APP5245	AP5245	5245	.040	
V8-6.0L F/inj. LS2 (H)						

Savana

V6-4.3L F/inj. OHV LU3 (X)	XP605	*APP605 ⁹⁵²⁴	AP605	605	.060	
V8-4.8L F/inj. LR4 (V)	*XP5245	APP5245	AP5245	5245	.040	
V8-4.8L F/inj. LY2 (C)						
V8-5.3L F/inj. Flex Fuel (5)						
V8-5.3L F/inj. Flex Fuel LMF (4)						
V8-5.3L F/inj. LM7 (T)						
V8-6.0L F/inj. LQ4 HO (U)						
V8-6.0L F/inj. LY6 (K)						
V8-6.6L Diesel LMM Turbo (6)						*1120 ⁷⁸⁰³

Sierra 1500-3500, Denali

V6-4.3L F/inj. OHV LU3 (X)	XP605	*APP605 ⁹⁵²⁴	AP605	605	.060	
V8-4.8L F/inj. LY2 (C)	*XP5245	APP5245	AP5245	5245	.040	
V8-5.3L F/inj. Flex Fuel LC9 (3)						
V8-5.3L F/inj. Flex Fuel LMF (4)						
V8-5.3L F/inj. Flex Fuel LMG (0)						
V8-5.3L F/inj. LH6 (M)						
V8-5.3L F/inj. LY5 (J)						
V8-6.0L F/inj. L76 (Y)						
V8-6.0L F/inj. LFA						
V8-6.0L F/inj. LY6 (K)						
V8-6.2L F/inj. L92 (8)						
V8-6.6L Diesel LMM Turbo (6)						*1120 ⁷⁸⁰³

Yukon

V8-4.8L F/inj. LY2 (C)	*XP5245	APP5245	AP5245	5245	.040	
V8-5.3L F/inj. Flex Fuel LC9 (3)						
V8-5.3L F/inj. Flex Fuel LMG (0)						
V8-5.3L F/inj. LH6 (M)						
V8-5.3L F/inj. LY5 (J)						
V8-6.0L F/inj. L76 (Y)						
V8-6.0L F/inj. LY6 (K)						
V8-6.2L F/inj. L92 (8)						
V8-6.6L Diesel LMM Turbo (6)						*1120 ⁷⁸⁰³

Yukon Hybrid

V8-6.0L F/inj. LFA (5)	*XP5245	APP5245	AP5245	5245	.040	
------------------------	----------------	---------	--------	------	------	--

Yukon XL

V8-5.3L F/inj. Flex Fuel LC9 (3)	*XP5245	APP5245	AP5245	5245	.040	
V8-5.3L F/inj. Flex Fuel LMG (0)						
V8-5.3L F/inj. LY5 (J)						
V8-6.0L F/inj. L76 (Y)						
V8-6.0L F/inj. LY6 (K)						
V8-6.2L F/inj. L92 (8)						

2007 Acadia

V6-3.6L F/inj. (24V) DOHC (7)	*XP5263	APP5263	AP5263		.040	
-------------------------------	----------------	---------	--------	--	------	--

Canyon

4-2.9L F/inj. (16V) DOHC LLV (9)	*XP5263	APP5263	AP5263		.040	
5-3.7L F/inj. (20V) DOHC LLR (E)						

Envoy, Envoy Denali

6-4.2L F/inj. (24V) DOHC LL8 (S)	*XP5263	APP5263	AP5263		.043	
V8-5.3L F/inj. LH6 (M)	*XP5245	APP5245	AP5245	5245	.040	
V8-6.0L F/inj. LS2 (H)						

Savana



V6-4.3L F/inj. OHV LU3 (X)	XP605	*APP605 ⁹⁵²⁴	AP605	605	.060	
----------------------------	-------	--------------------------------	-------	-----	------	--

***NOTE: O.E. Recommended Plug *REMARQUE: bouchon recommandé pour l'équipement d'origine *NOTA: Se recomienda conector del equipo original**

Se Section 9 pour les remarques en français en bas de page. Ver Seccion 9 para las páginas de notas de pie de página español.

⁷⁸⁰³ Uses a voltage controller ⁹⁵²⁴ Fine wire

Passenger Cars & Light Trucks 2011 - 1996

		Autolite XP^{®**} IRIDIUM ENHANCED .6mm FINEWIRE	Autolite[®] DOUBLE PLATINUM	Autolite[®] PLATINUM & REVOLUTION HT [®]	Autolite[®] COPPER CORE	GAP ÉNCARTEMENT ESPACIO	Autolite[®] GLOW PLUGS
2007 GMC TRUCK (includes light trucks, vans, SUV's) <i>Savana (Cont'd)</i>							
V8-4.8L F/inj. LR4 (V)		*XP5245	APP5245	AP5245	5245	.040	
V8-5.3L F/inj. Flex Fuel L59 (Z)							
V8-5.3L F/inj. LM7 (T)							
V8-6.0L F/inj. LQ4 HO (U)							
V8-6.6L Diesel LLY Turbo (2)							*1120 7803
V8-6.6L Diesel LMM Turbo (6)							
<i>Sierra 1500-3500, Denali</i>							
V6-4.3L F/inj. OHV LU3 (X)		XP605	*APP605 9524	AP605	605	.060	
V8-4.8L F/inj. LR4 (V)		*XP5245	APP5245	AP5245	5245	.040	
V8-4.8L F/inj. LY2 (C)							
V8-5.3L F/inj. Flex Fuel L59 (Z)							
V8-5.3L F/inj. Flex Fuel LC9 (3)							
V8-5.3L F/inj. Flex Fuel LMG (0)							
V8-5.3L F/inj. L33 HO (B)							
V8-5.3L F/inj. LH6 (M)							
V8-5.3L F/inj. LM7 (T)							
V8-5.3L F/inj. LY5 (J)							
V8-6.0L F/inj. HO (N)							
V8-6.0L F/inj. L76 (Y)							
V8-6.0L F/inj. LQ4 (U)							
V8-6.0L F/inj. LY6 (K)							
V8-6.2L F/inj. L92 (8)							
V8-6.6L Diesel LBZ Turbo HO (D)							*1120 7803
V8-6.6L Diesel LMM Turbo (6)							
V8-8.1L F/inj. L18 (G)		XP5245	*APP5245	AP5245	5245	.060	
<i>Sierra Hybrid</i>							
V8-5.3L F/inj. (T)		*XP5245	APP5245	AP5245	5245	.040	
<i>Yukon XL 1500-2500, Denali XL</i>							
V8-5.3L F/inj. Flex Fuel LC9 (3)		*XP5245	APP5245	AP5245	5245	.040	
V8-5.3L F/inj. Flex Fuel LMG (0)							
V8-5.3L F/inj. LY5 (J)							
V8-6.0L F/inj. L76 (Y)							
V8-6.0L F/inj. LY6 (K)							
V8-6.2L F/inj. L92 HO (8)							
<i>Yukon, Denali</i>							
V6-4.3L F/inj. OHV LU3 (X)		XP605	*APP605 9524	AP605	605	.060	
V8-4.8L F/inj. LY2 (C)		*XP5245	APP5245	AP5245	5245	.040	
V8-5.3L F/inj. Flex Fuel LC9 (3)							
V8-5.3L F/inj. Flex Fuel LMG (0)							
V8-5.3L F/inj. LH6 (M)							
V8-5.3L F/inj. LY5 (J)							
V8-6.0L F/inj. L76 (W)							
V8-6.0L F/inj. LY6 (K)							
V8-6.2L F/inj. L92 HO (8)							
V8-6.6L Diesel LMM Turbo (6)							*1120 7803
2006 Canyon							
4-2.8L F/inj. (16V) DOHC VORTEC (8)		XP5263	*APP5263 9524	AP5263		.040	
5-3.5L F/inj. (20V) DOHC VORTEC (6)							
<i>Envoy, Envoy Denali</i>							
6-4.2L F/inj. (24V) DOHC LL8 (S)		XP5263	*APP5263 9524	AP5263		.044	
V8-5.3L F/inj. LH6 (M)		*XP5245	APP5245	AP5245	5245	.040	
<i>Savana</i>							
V6-4.3L F/inj. OHV LU3 (X)		XP605	*APP605 9524	AP605	605	.060	
V8-4.8L F/inj. LR4 (V)		*XP5245	APP5245	AP5245	5245	.040	
V8-5.3L F/inj. LM7 (T)							
V8-6.0L F/inj. LQ4 HO (U)							
V8-6.6L Diesel LB7 Turbo (2)							*1120 7803
<i>Sierra 1500-3500, Denali</i>							
V6-4.3L F/inj. OHV LU3 (X)		XP605	*APP605 9524	AP605	605	.060	

***NOTE: O.E. Recommended Plug *REMARQUE: bouchon recommandé pour l'équipement d'origine *NOTA: Se recomienda conector del equipo original**

Se Section 9 pour les remarques en français en bas de page. Ver Seccion 9 para las páginas de notas de pie de página español.

7803 Uses a voltage controller 9524 Fine wire

Passenger Cars & Light Trucks 2011 - 1996



Autolite XP^{®}**
IRIDIUM
ENHANCED
.6mm FINEWIRE

Autolite[®]
DOUBLE
PLATINUM

Autolite[®]
PLATINUM &
REVOLUTION HT[®]

Autolite[®]
COPPER
CORE

GAP
ÉNCARTEMENT
ESPACIO

Autolite[®]
GLOW
PLUGS

2006 GMC TRUCK (includes light trucks, vans, SUV's) Sierra 1500-3500, Denali (Cont'd)

V8-4.8L F/inj. (K)	*XP5245	APP5245	AP5245	5245	.040	
V8-4.8L F/inj. LR4 (V)						
V8-5.3L F/inj. Flex Fuel L59 (Z)						
V8-5.3L F/inj. L33 HO (B)						
V8-5.3L F/inj. LM7 (T)						
V8-6.0L F/inj. LQ4 HO (U)						
V8-6.0L F/inj. LQ9 (N)						
V8-6.6L Diesel Turbo HO (2)						*1120 7803
V8-6.6L Diesel Turbo HO (D)						
V8-8.1L F/inj. L18 (G)	XP5245	*APP5245	AP5245	5245	.060	

Sierra Hybrid

V8-5.3L F/inj. (T)	*XP5245	APP5245	AP5245	5245	.040	
--------------------	----------------	---------	--------	------	------	--

Yukon XL 1500-2500, Denali XL

V8-5.3L F/inj. Flex Fuel L59 (Z)	*XP5245	APP5245	AP5245	5245	.040	
V8-5.3L F/inj. LM7 (T)						
V8-6.0L F/inj. LQ4 (U)						
V8-8.1L F/inj. L18 (G)	XP5245	*APP5245	AP5245	5245	.060	

Yukon, Denali

V8-4.8L F/inj. LR4 (V)	*XP5245	APP5245	AP5245	5245	.040	
V8-5.3L F/inj. Flex Fuel L59 (Z)						
V8-5.3L F/inj. LM7 (T)						
V8-6.0L F/inj. LQ4 HO (U)						

2005 Canyon

4-2.8L F/inj. (16V) DOHC VORTEC (8)	XP5263	*APP5263 9524	AP5263		.040	
5-3.5L F/inj. (20V) DOHC VORTEC (6)						

Envoy, Envoy Denali

6-4.2L F/inj. (24V) DOHC LL8 (S)	XP5263	*APP5263 9524	AP5263		.044	
V8-5.3L F/inj. LH6 (M)	*XP5245	APP5245	AP5245	5245	.040	

Jimmy (Canada)

V6-4.3L F/inj. OHV LU3 (X)	XP605	*APP605 9524	AP605	605	.060	
----------------------------	-------	---------------------	-------	-----	------	--

Safari

V6-4.3L F/inj. OHV LU3 (X)	XP605	*APP605 9524	AP605	605	.060	
----------------------------	-------	---------------------	-------	-----	------	--

Savana

V6-4.3L F/inj. OHV LU3 (X)	XP605	*APP605 9524	AP605	605	.060	
V8-4.8L F/inj. LR4 (V)	*XP5245	APP5245	AP5245	5245	.040	
V8-5.3L F/inj. Flex Fuel L59 (Z)						
V8-5.3L F/inj. LM7 (T)						
V8-6.0L F/inj. CNG (U)						
V8-6.0L F/inj. Flex Fuel LQ9 (N)						
V8-6.0L F/inj. LQ4 HO (U)						

Sierra 1500-3500, Denali

V6-4.3L F/inj. OHV LU3 (X)	XP605	*APP605 9524	AP605	605	.060	
V8-4.8L F/inj. LR4 (V)	*XP5245	APP5245	AP5245	5245	.040	
V8-5.3L F/inj. Flex Fuel L59 (Z)						
V8-5.3L F/inj. L33 HO (B)						
V8-5.3L F/inj. LM7 (T)						
V8-6.0L F/inj. CNG (U)						
V8-6.0L F/inj. LQ4 (U)						
V8-6.0L F/inj. LQ9 (N)						
V8-8.1L F/inj. L18 (G)	XP5245	*APP5245	AP5245	5245	.060	

Sierra Hybrid

V8-5.3L F/inj. (T)	*XP5245	APP5245	AP5245	5245	.040	
--------------------	----------------	---------	--------	------	------	--

***NOTE: O.E. Recommended Plug *REMARQUE : bouchon recommandé pour l'équipement d'origine *NOTA: Se recomienda conector del equipo original**

See Section 9 pour les remarques en français en bas de page. Ver Sección 9 para las páginas de notas de pie de página español.

7803 Uses a voltage controller 9524 Fine wire

Passenger Cars & Light Trucks 2011 - 1996



Autolite XP^{®}**
IRIDIUM
ENHANCED
.6mm FINEWIRE

Autolite[®]
DOUBLE
PLATINUM

Autolite[®]
PLATINUM &
REVOLUTION HT[®]

Autolite[®]
COPPER
CORE

GAP
ÉNCARTEMIENTO
ESPACIO

Autolite[®]
GLOW
PLUGS

2005 GMC TRUCK (includes light trucks, vans, SUV's) (Cont'd)

Yukon XL 1500-2500, Denali XL

V8-5.3L F/inj. Flex Fuel L59 (Z) V8-5.3L F/inj. L33 (B) V8-5.3L F/inj. LM7 (T) V8-6.0L F/inj. Flex Fuel LQ9 (N) V8-6.0L F/inj. LQ4 (U)	*XP5245	APP5245	AP5245	5245	.040	
V8-8.1L F/inj. L18 (G)	XP5245	*APP5245	AP5245	5245	.060	

Yukon, Denali

V8-4.8L F/inj. LR4 (V) V8-5.3L F/inj. Flex Fuel L59 (Z) V8-5.3L F/inj. L33 (B) V8-5.3L F/inj. LM7 (T) V8-6.0L F/inj. Flex Fuel LQ9 (N) V8-6.0L F/inj. LQ4 HO (U)	*XP5245	APP5245	AP5245	5245	.040	
---	----------------	---------	--------	------	------	--

2004 Canyon

4-2.8L F/inj. (16V) DOHC VORTEC (8) 5-3.5L F/inj. (20V) DOHC VORTEC (6)	XP5263	*APP5263 ⁹⁵²⁴	AP5263		.060	
--	--------	---------------------------------	--------	--	------	--

Envoy

6-4.2L F/inj. (24V) DOHC LL8 (S)	XP5263	*APP5263 ⁹⁵²⁴	AP5263		.060	
V8-5.3L F/inj. (P)	*XP5245	APP5245	AP5245	5245	.040	

Jimmy (Canada)

V6-4.3L F/inj. OHV L35 (W)	XP605	*APP605 ⁹⁵²⁴	AP605	605	.060	
----------------------------	-------	--------------------------------	-------	-----	------	--

Safari

V6-4.3L F/inj. OHV LU3 (X)	XP605	*APP605 ⁹⁵²⁴	AP605	605	.060	
----------------------------	-------	--------------------------------	-------	-----	------	--

Savana

V6-4.3L F/inj. OHV LU3 (X)	XP605	*APP605 ⁹⁵²⁴	AP605	605	.060	
V8-4.8L F/inj. LR4 (V) V8-5.3L F/inj. Flex Fuel L59 (Z) V8-5.3L F/inj. LM7 (T) V8-6.0L F/inj. CNG (U) V8-6.0L F/inj. LQ4 (U)	*XP5245	APP5245	AP5245	5245	.040	

Sierra 1500-3500, Denali

V6-4.3L F/inj. OHV LU3 (X)	XP605	*APP605 ⁹⁵²⁴	AP605	605	.060	
V8-4.8L F/inj. LR4 (V) V8-5.3L F/inj. Flex Fuel L59 (Z) V8-5.3L F/inj. LM7 (T) V8-6.0L F/inj. CNG (U) V8-6.0L F/inj. LQ4 (U)	*XP5245	APP5245	AP5245	5245	.040	
V8-6.6L Diesel LB7 Turbo (1)						*1113
V8-8.1L F/inj. L18 (G)	XP5245	*APP5245	AP5245	5245	.060	

Sonoma

V6-4.3L F/inj. OHV LU3 (X)	XP605	*APP605 ⁹⁵²⁴	AP605	605	.060	
----------------------------	-------	--------------------------------	-------	-----	------	--

Yukon XL 1500-2500, Denali XL

V8-5.3L F/inj. Flex Fuel L59 (Z) V8-5.3L F/inj. LM7 (T) V8-6.0L F/inj. LQ4 (U)	*XP5245	APP5245	AP5245	5245	.040	
V8-8.1L F/inj. L18 (G)	XP5245	*APP5245	AP5245	5245	.060	

Yukon, Denali

V8-4.8L F/inj. LR4 (V) V8-5.3L F/inj. Flex Fuel L59 (Z) V8-5.3L F/inj. LM7 (T) V8-6.0L F/inj. LQ4 (U)	*XP5245	APP5245	AP5245	5245	.040	
--	----------------	---------	--------	------	------	--

2003 Envoy

6-4.2L F/inj. (24V) DOHC LL8 (S)	XP5263	*APP5263 ⁹⁵²⁴	AP5263		.043	
V8-5.3L F/inj. (P)	*XP5245	APP5245	AP5245	5245	.040	

***NOTE: O.E. Recommended Plug *REMARQUE : bouchon recommandé pour l'équipement d'origine *NOTA: Se recomienda conector del equipo original**

Se Section 9 pour les remarques en français en bas de page. Ver Sección 9 para las páginas de notas de pie de página español.

⁹⁵²⁴ Fine wire

Passenger Cars & Light Trucks 2011 - 1996



Autolite XP[®]**
IRIDIUM
ENHANCED
.6mm FINEWIRE

Autolite[®]
DOUBLE
PLATINUM

Autolite[®]
PLATINUM &
REVOLUTION HT[®]

Autolite[®]
COPPER
CORE

GAP
ÉCARTEMENT
ESPACIO

Autolite[®]
GLOW
PLUGS

2003 GMC TRUCK (includes light trucks, vans, SUV's) (Cont'd)

Jimmy (Canada)

V6-4.3L F/inj. OHV L35 (W)	XP605	*APP605 ⁹⁵²⁴	AP605	605	.060	
----------------------------	-------	-------------------------	-------	-----	------	--

Safari

V6-4.3L F/inj. OHV LU3 (X)	XP605	*APP605 ⁹⁵²⁴	AP605	605	.060	
----------------------------	-------	-------------------------	-------	-----	------	--

Savana

V6-4.3L F/inj. OHV LU3 (X)	XP605	*APP605 ⁹⁵²⁴	AP605	605	.060	
V8-4.8L F/inj. LR4 (V)	*XP5245	APP5245	AP5245	5245	.040	
V8-5.3L F/inj. LM7 (T)						
V8-6.0L F/inj. CNG (U)						
V8-6.0L F/inj. LQ4 (U)						
V8-8.1L F/inj. L18 (G)	XP5245	*APP5245	AP5245	5245	.060	

Sierra 1500-3500, Denali

V6-4.3L F/inj. OHV LU3 (X)	XP605	*APP605 ⁹⁵²⁴	AP605	605	.060	
V8-4.8L F/inj. LR4 (V)	*XP5245	APP5245	AP5245	5245	.040	
V8-5.3L F/inj. Flex Fuel L59 (Z)						
V8-5.3L F/inj. LM7 (T)						
V8-6.0L F/inj. CNG (U)						
V8-6.0L F/inj. Flex Fuel LQ9 (N)						
V8-6.0L F/inj. LQ4 (U)						
V8-6.6L Diesel LB7 Turbo (1)						*1113
V8-8.1L F/inj. L18 (G)	XP5245	*APP5245	AP5245	5245	.060	

Sonoma

4-2.2L F/inj. (H)	XP104	*APP104 ⁹⁵²⁴	AP104	104	.040	
V6-4.3L F/inj. OHV LU3 (X)	XP605	*APP605 ⁹⁵²⁴	AP605	605	.060	

Yukon XL 1500-2500, Denali XL

V8-5.3L F/inj. Flex Fuel L59 (Z)	*XP5245	APP5245	AP5245	5245	.040	
V8-5.3L F/inj. LM7 (T)						
V8-6.0L F/inj. LQ4 (U)						
V8-8.1L F/inj. L18 (G)	XP5245	*APP5245	AP5245	5245	.060	

Yukon, Denali

V8-4.8L F/inj. LR4 (V)	*XP5245	APP5245	AP5245	5245	.040	
V8-5.3L F/inj. Flex Fuel L59 (Z)						
V8-5.3L F/inj. LM7 (T)						
V8-6.0L F/inj. LQ4 (U)						

2002 Envoy

6-4.2L F/inj. (24V) DOHC LL8 (S)	*XP5263	APP5263	AP5263		.049	
----------------------------------	---------	---------	--------	--	------	--

Jimmy

V6-4.3L F/inj. OHV L35 (W)	XP605	*APP605 ⁹⁵²⁴	AP605	605	.060	
----------------------------	-------	-------------------------	-------	-----	------	--

Safari

V6-4.3L F/inj. OHV L35 (W)	XP605	*APP605 ⁹⁵²⁴	AP605	605	.060	
V6-4.3L F/inj. OHV LU3 (X)						

Savana

V6-4.3L F/inj. OHV L35 (W)	XP605	*APP605 ⁹⁵²⁴	AP605	605	.060	
V8-5.0L F/inj. L30 (M)						
V8-5.7L F/inj. Bi-Fuel CNG (R)						
V8-5.7L F/inj. L31 (R)						
V8-6.0L F/inj. CNG (U)	*XP5245	APP5245	AP5245	5245	.040	
V8-6.0L F/inj. LQ4 (U)						
V8-6.5L Diesel L65 Turbo HO (F)						*1112
V8-8.1L F/inj. L18 (G)	XP5245	*APP5245	AP5245	5245	.060	

Sierra 1500-3500



V6-4.3L F/inj. (X)	XP605	*APP605 ⁹⁵²⁴	AP605	605	.060	
V6-4.3L F/inj. L35 (W)						

*NOTE: O.E. Recommended Plug *REMARQUE : bouchon recommandé pour l'équipement d'origine *NOTA: Se recomienda conector del equipo original

Se Section 9 pour les remarques en français en bas de page. Ver Sección 9 para las páginas de notas de pie de página español.

⁹⁵²⁴ Fine wire

Passenger Cars & Light Trucks 2011 - 1996

		Autolite XP^{®**} IRIDIUM ENHANCED .6mm FINEWIRE	Autolite[®] DOUBLE PLATINUM	Autolite[®] PLATINUM & REVOLUTION HT [®]	Autolite[®] COPPER CORE	GAP ÉCARTEMENT ESPACIO	Autolite[®] GLOW PLUGS
2002 GMC TRUCK (includes light trucks, vans, SUV's) <i>Sierra 1500-3500 (Cont'd)</i>							
V8-4.8L F/inj. LR4 (V)		*XP5245	APP5245	AP5245	5245	.040	
V8-5.3L F/inj. Flex Fuel L59 (Z)							
V8-5.3L F/inj. LM7 (T)							
V8-6.0L F/inj. Bi-Fuel CNG (U)							
V8-6.0L F/inj. Flex Fuel LQ9 (N)							
V8-6.0L F/inj. LQ4 (U)							
V8-6.5L Diesel Turbo HO (F)							*1110 ²⁴²³ *1112 ²⁴¹⁶
V8-6.6L Diesel LB7 Turbo (1)							*1113
V8-8.1L F/inj. L18 (G)		XP5245	*APP5245	AP5245	5245	.060	
Sonoma							
4-2.2L F/inj. L43 (5)		XP104	*APP104 ⁹⁵²⁴	AP104	104	.040	
6-4.2L F/inj. (24V) DOHC LL8 (S)		*XP5263	APP5263	AP5263		.049	
V6-4.3L F/inj. OHV L35 (W)		XP605	*APP605 ⁹⁵²⁴	AP605	605	.060	
Yukon							
V8-4.8L F/inj. LR4 (V)		*XP5245	APP5245	AP5245	5245	.040	
V8-5.3L F/inj. Flex Fuel L59 (Z)							
V8-5.3L F/inj. LM7 (T)							
V8-6.0L F/inj. LQ4 (U)							
Yukon XL 1500-2500, Denali XL							
V8-4.8L F/inj. LR4 (V)		*XP5245	APP5245	AP5245	5245	.040	
V8-5.3L F/inj. Flex Fuel L59 (Z)							
V8-5.3L F/inj. LM7 (T)							
V8-6.0L F/inj. LQ4 (U)							
V8-8.1L F/inj. L18 (G)		XP5245	*APP5245	AP5245	5245	.060	
2001 Envoy, Jimmy							
4-2.2L F/inj. L43 (5)		XP104	*APP104 ⁹⁵²⁴	AP104	104	.060	
V6-4.3L F/inj. OHV L35 (W)		XP605	*APP605 ⁹⁵²⁴	AP605	605	.060	
Safari							
V6-4.3L F/inj. OHV L35 (W)		XP605	*APP605 ⁹⁵²⁴	AP605	605	.060	
Savana							
V6-4.3L F/inj. OHV L35 (W)		XP605	*APP605 ⁹⁵²⁴	AP605	605	.060	
V8-5.0L F/inj. L30 (M)							
V8-5.7L F/inj. Bi-Fuel CNG (R)							
V8-5.7L F/inj. L31 (R)							
V8-6.5L Diesel L65 Turbo HO (F)							*1110 ²⁴²³ *1112 ²⁴¹⁶
V8-8.1L F/inj. L18 (G)		XP5245	*APP5245	AP5245	5245	.060	
Sierra 1500-3500							
V6-4.3L F/inj. L35 (W)		XP605	*APP605 ⁹⁵²⁴	AP605	605	.060	
V8-4.8L F/inj. LR4 (V)		*XP5245	APP5245	AP5245	5245	.040	
V8-5.3L F/inj. LM7 (T)							
V8-5.7L F/inj. (R)		XP605	*APP605 ⁹⁵²⁴	AP605	605	.060	
V8-6.0L F/inj. LQ4 (U)		*XP5245	APP5245	AP5245	5245	.040	
V8-6.5L Diesel Turbo HO (F)							*1110 ²⁴²³ *1112 ²⁴¹⁶
V8-6.6L Diesel LB7 Turbo (1)							*1113
V8-8.1L F/inj. L18 (G)		XP5245	*APP5245	AP5245	5245	.060	
Sonoma							
4-2.2L F/inj. (4)		XP104	*APP104 ⁹⁵²⁴	AP104	104	.040	
4-2.2L F/inj. L43 (5)							
V6-4.3L F/inj. OHV L35 (W)		XP605	*APP605 ⁹⁵²⁴	AP605	605	.060	
Yukon							
V6-4.3L F/inj. OHV L35 (W)		XP605	*APP605 ⁹⁵²⁴	AP605	605	.060	

***NOTE: O.E. Recommended Plug *REMARQUE : bouchon recommandé pour l'équipement d'origine *NOTA: Se recomienda conector del equipo original**

Se Section 9 pour les remarques en français en bas de page. Ver Sección 9 para las páginas de notas de pie de página español.

²⁴¹⁶ Fast start ²⁴²³ Normal start ⁹⁵²⁴ Fine wire

Passenger Cars & Light Trucks 2011 - 1996



Autolite XP^{®}**
IRIDIUM
ENHANCED
.6mm FINEWIRE

Autolite[®]
DOUBLE
PLATINUM

Autolite[®]
PLATINUM &
REVOLUTION HT[®]

Autolite[®]
COPPER
CORE

GAP
ÉCARTEMENT
ESPACIO

Autolite[®]
GLOW
PLUGS

2001 GMC TRUCK (includes light trucks, vans, SUV's) Yukon (Cont'd)

V8-4.8L F/inj. LR4 (V) V8-5.3L F/inj. LM7 (T) V8-6.0L F/inj. LQ4 (U)	*XP5245	APP5245	AP5245	5245	.040	
--	----------------	---------	--------	------	------	--

Yukon XL 1500-2500, Denali XL

V6-4.3L F/inj. (W)	XP605	*APP605 ⁹⁵²⁴	AP605	605	.060	
V8-4.8L F/inj. LR4 (V) V8-5.3L F/inj. (T) V8-6.0L F/inj. LQ4 (U)	*XP5245	APP5245	AP5245	5245	.040	
V8-8.1L F/inj. L18 (G)	XP5245	*APP5245	AP5245	5245	.060	

2000 Envoy

4-2.2L F/inj. (4)	XP104	*APP104 ⁹⁵²⁴	AP104	104	.060	
V6-4.3L F/inj. (X) V6-4.3L F/inj. OHV L35 (W)	XP605	*APP605 ⁹⁵²⁴	AP605	605	.060	

Jimmy

V6-4.3L F/inj. OHV L35 (W)	XP605	*APP605 ⁹⁵²⁴	AP605	605	.060	
----------------------------	-------	--------------------------------	-------	-----	------	--

Safari

V6-4.3L F/inj. OHV L35 (W)	XP605	*APP605 ⁹⁵²⁴	AP605	605	.060	
----------------------------	-------	--------------------------------	-------	-----	------	--

Savana

V6-4.3L F/inj. OHV L35 (W) V8-5.0L F/inj. L30 (M) V8-5.7L F/inj. L31 (R)	XP605	*APP605 ⁹⁵²⁴	AP605	605	.060	
V8-6.5L Diesel L65 Turbo HO (F)						*1110 ²⁴²³ *1112 ²⁴¹⁶
V8-7.4L F/inj. (J)	XP605	*APP605 ⁹⁵²⁴	AP605	605	.060	

Sierra 1500-3500

V6-4.3L F/inj. OHV L35 (W)	XP605	*APP605 ⁹⁵²⁴	AP605	605	.060	
V8-4.8L F/inj. LR4 (V) V8-5.3L F/inj. LM7 (T)	*XP5245	APP5245	AP5245	5245	.040	
V8-5.7L F/inj. (R)	XP605	*APP605 ⁹⁵²⁴	AP605	605	.060	
V8-5.7L F/inj. CNG (R)	XP104	*APP104 ⁹⁵²⁴	AP104	104	.040	
V8-6.0L F/inj. LQ4 (U)	*XP5245	APP5245	AP5245	5245	.040	
V8-6.5L Diesel Turbo HO (F)						*1110 ²⁴²³ *1112 ²⁴¹⁶
V8-7.4L F/inj. (J)	XP605	*APP605 ⁹⁵²⁴	AP605	605	.060	

Sonoma

4-2.2L F/inj. (4) 4-2.2L F/inj. L43 (5)	XP104	*APP104 ⁹⁵²⁴	AP104	104	.040	
V6-4.3L F/inj. OHV L35 (W)	XP605	*APP605 ⁹⁵²⁴	AP605	605	.060	

Yukon

V8-4.8L F/inj. LR4 (V) V8-5.3L F/inj. LM7 (T)	*XP5245	APP5245	AP5245	5245	.040	
V8-5.7L F/inj. (R)	XP605	*APP605 ⁹⁵²⁴	AP605	605	.060	

Yukon XL 1500-2500, Denali XL

V8-5.3L F/inj. (T)	*XP5245	APP5245	AP5245	5245	.040	
V8-5.7L F/inj. (R)	XP605	*APP605 ⁹⁵²⁴	AP605	605	.060	
V8-6.0L F/inj. LQ4 (U)	*XP5245	APP5245	AP5245	5245	.040	

2011 HONDA CAR

Civic

4-1.8L F/inj. (16V) SOHC CNG R18A4 i-V-Tec 4-1.8L F/inj. (16V) SOHC R18A1 i-V-Tec	*XP5224	APP5224	AP5224	5224	.044	
--	----------------	---------	--------	------	------	--

Civic Hybrid

4-1.3L F/inj. (8V) SOHC LDA2 i-V-Tec	*XP5325	APP5325			.044	
--------------------------------------	----------------	---------	--	--	------	--

Civic SI

4-2.0L F/inj. (16V) DOHC K20Z3 i-V-Tec	*XP5224	APP5224	AP5224	5224	.044	
--	----------------	---------	--------	------	------	--

***NOTE: O.E. Recommended Plug *REMARQUE : bouchon recommandé pour l'équipement d'origine *NOTA: Se recomienda conector del equipo original**

Se Section 9 pour les remarques en français en bas de page. Ver Sección 9 para las páginas de notas de pie de página español.

²⁴¹⁶ Fast start ²⁴²³ Normal start ⁹⁵²⁴ Fine wire

Passenger Cars & Light Trucks 2011 - 1996



Autolite XP^{®}**
IRIDIUM
ENHANCED
.6mm FINEWIRE

Autolite[®]
DOUBLE
PLATINUM

Autolite[®]
PLATINUM &
REVOLUTION HT[®]

Autolite[®]
COPPER
CORE

GAP
ÉNCARTEMENT
ESPACIO

Autolite[®]
GLOW
PLUGS

2011 HONDA CAR (Cont'd)

CR-Z Hybrid

4-1.8L F/inj. SOHC IMA HYBRID	*XP3923	APP3923	AP3923	3923	.044	
-------------------------------	----------------	---------	--------	------	------	--

Fit

4-1.5L F/inj. (16V) SOHC L15A7 i-V-Tec	*XP5224	APP5224	AP5224	5224	.044	
--	----------------	---------	--------	------	------	--

Insight Hybrid

4-1.3L (8V) SOHC LDA3 i-V-Tec	*XP5325	APP5325			.044	
-------------------------------	----------------	---------	--	--	------	--

2010 Civic

4-1.8L F/inj. (16V) SOHC CNG R18A4 i-V-Tec	*XP5224	APP5224	AP5224	5224	.044	
4-1.8L F/inj. (16V) SOHC R18A1 i-V-Tec						

Civic Hybrid

4-1.3L F/inj. (8V) SOHC LDA2 i-V-Tec	*XP5325	APP5325			.044	
--------------------------------------	----------------	---------	--	--	------	--

Civic SI

4-2.0L F/inj. (16V) DOHC K20Z3 i-V-Tec	*XP5224	APP5224	AP5224	5224	.044	
--	----------------	---------	--------	------	------	--

Fit

4-1.5L F/inj. (16V) SOHC L15A7 i-V-Tec	*XP5224	APP5224	AP5224	5224	.044	
--	----------------	---------	--------	------	------	--

Insight Hybrid

4-1.3L (8V) SOHC LDA3 i-V-Tec	*XP5325	APP5325			.044	
-------------------------------	----------------	---------	--	--	------	--

2009 Civic

4-1.8L F/inj. (16V) SOHC CNG R18A4 i-V-Tec	*XP5224	APP5224	AP5224	5224	.044	
4-1.8L F/inj. (16V) SOHC R18A1 i-V-Tec						

Civic Hybrid

4-1.3L F/inj. (8V) SOHC LDA2 i-V-Tec	*XP5325	APP5325			.044	
--------------------------------------	----------------	---------	--	--	------	--

Civic SI

4-2.0L F/inj. (16V) DOHC K20Z3 i-V-Tec	*XP5224	APP5224	AP5224	5224	.044	
--	----------------	---------	--------	------	------	--

Fit

4-1.5L F/inj. (16V) SOHC L15A7 i-V-Tec	*XP5224	APP5224	AP5224	5224	.044	
--	----------------	---------	--------	------	------	--

S2000, S2000 CR

4-2.2L F/inj. (16V) DOHC F22C1 V-Tec				*3922	.044	
--------------------------------------	--	--	--	--------------	------	--

2008 Civic

4-1.8L F/inj. (16V) SOHC CNG R18A4 i-V-Tec	*XP5224	APP5224	AP5224	5224	.044	
4-1.8L F/inj. (16V) SOHC R18A1 i-V-Tec						

Civic Hybrid

4-1.3L F/inj. (8V) SOHC LDA2 i-V-Tec	*XP5325	APP5325			.044	
--------------------------------------	----------------	---------	--	--	------	--

Civic SI

4-2.0L F/inj. (16V) DOHC K20Z3 i-V-Tec	*XP5224	APP5224	AP5224	5224	.044	
--	----------------	---------	--------	------	------	--

Fit

4-1.5L F/inj. (16V) SOHC L15A1 i-V-Tec	*XP5224	APP5224	AP5224	5224	.044	
--	----------------	---------	--------	------	------	--

S2000, S2000 CR

4-2.2L F/inj. (16V) DOHC F22C1 V-Tec				*3922	.044	
--------------------------------------	--	--	--	--------------	------	--

2007 Accord

4-2.4L F/inj. (16V) DOHC K24A8 i-V-Tec	*XP5224	APP5224	AP5224	5224	.044	
V6-3.0L F/inj. (24V) SOHC J30A5 V-Tec						

Accord Hybrid

V6-3.0L F/inj. (24V) SOHC JNA1 i-V-Tec	*XP5224	APP5224	AP5224	5224	.044	
--	----------------	---------	--------	------	------	--

Civic

4-1.8L F/inj. (16V) SOHC CNG R18A4 i-V-Tec	*XP5224	APP5224	AP5224	5224	.044	
4-1.8L F/inj. (16V) SOHC R18A1 i-V-Tec						

Civic Hybrid

4-1.3L F/inj. (8V) SOHC LDA2 i-V-Tec	*XP5325	APP5325			.044	
--------------------------------------	----------------	---------	--	--	------	--

Civic SI

4-2.0L F/inj. (16V) DOHC K20Z3 i-V-Tec	*XP5224	APP5224	AP5224	5224	.044	
--	----------------	---------	--------	------	------	--

***NOTE: O.E. Recommended Plug *REMARQUE : bouchon recommandé pour l'équipement d'origine *NOTA: Se recomienda conector del equipo original**

Se Section 9 pour les remarques en français en bas de page. Ver Sección 9 para las páginas de notas de pie de página español.

Passenger Cars & Light Trucks 2011 - 1996



Autolite XP^{®}**
IRIDIUM
ENHANCED
.6mm FINEWIRE

Autolite[®]
DOUBLE
PLATINUM

Autolite[®]
PLATINUM &
REVOLUTION HT[®]

Autolite[®]
COPPER
CORE

GAP
ÉNCARTEMENT
ESPACIO

Autolite[®]
GLOW
PLUGS

2007 HONDA CAR (Cont'd)

Fit

4-1.5L F/inj. (16V) SOHC L15A1 i-V-Tec	*XP5224	APP5224	AP5224	5224	.044	
--	----------------	---------	--------	------	------	--

S2000

4-2.2L F/inj. (16V) DOHC F22C1 V-Tec				*3922	.044	
--------------------------------------	--	--	--	--------------	------	--

2006 Accord

4-2.4L F/inj. DOHC K24A8 i-V-Tec V6-3.0L F/inj. (24V) SOHC J30A5 V-Tec	*XP5224	APP5224	AP5224	5224	.044	
---	----------------	---------	--------	------	------	--

Accord Hybrid

V6-3.0L F/inj. (24V) SOHC JNA1 i-V-Tec	*XP5224	APP5224	AP5224	5224	.044	
--	----------------	---------	--------	------	------	--

Civic

4-1.8L F/inj. (16V) SOHC CNG R18A4 4-1.8L F/inj. (16V) SOHC R18A1 i-V-Tec	*XP5224	APP5224	AP5224	5224	.044	
--	----------------	---------	--------	------	------	--

Civic Hybrid

4-1.3L F/inj. (8V) SOHC LDA2 i-V-Tec	*XP5325	APP5325			.044	
--------------------------------------	----------------	---------	--	--	------	--

Civic SI

4-2.0L F/inj. (16V) DOHC K20Z3 i-V-Tec	*XP5224	APP5224	AP5224	5224	.044	
--	----------------	---------	--------	------	------	--

Insight Hybrid

3-1.0L F/inj. (12V) SOHC ECA1 V-Tec-2	*XP5325	APP5325			.044	
---------------------------------------	----------------	---------	--	--	------	--

S2000

4-2.2L F/inj. (16V) DOHC F22C1 V-Tec				*3922	.044	
--------------------------------------	--	--	--	--------------	------	--

2005 Accord

4-2.4L F/inj. DOHC K24A4 V-Tec V6-3.0L F/inj. SOHC J30A4 V-Tec	*XP5224	APP5224	AP5224	5224	.044	
---	----------------	---------	--------	------	------	--

Accord Hybrid

V6-3.0L F/inj. (24V) SOHC JNA1 i-V-Tec	*XP5224	APP5224	AP5224	5224	.044	
--	----------------	---------	--------	------	------	--

Civic

4-1.7L F/inj. (16V) SOHC D17A1 4-1.7L F/inj. (16V) SOHC D17A2 V-Tec 4-1.7L F/inj. (16V) SOHC D17A6 V-Tec-2 4-1.7L F/inj. SOHC CNG D17A7	XP5224	*APP5224	AP5224	5224	.044	
--	--------	-----------------	--------	------	------	--

Civic Hybrid

4-1.3L F/inj. (8V) SOHC LDA1 V-Tec	*XP3923	APP3923	AP3923	3923	.044	
------------------------------------	----------------	---------	--------	------	------	--

Civic SI

4-1.7L F/inj. (16V) SOHC D17A2 V-Tec	XP5224	*APP5224	AP5224	5224	.044	
4-2.0L F/inj. (16V) DOHC K20A3 V-Tec	*XP5224	APP5224	AP5224	5224	.044	

Insight Hybrid

3-1.0L F/inj. (12V) SOHC ECA1 V-Tec-2	*XP5325	APP5325			.044	
---------------------------------------	----------------	---------	--	--	------	--

S2000

4-2.2L F/inj. (16V) DOHC F22C1 V-Tec				*3922	.044	
--------------------------------------	--	--	--	--------------	------	--

2004 Accord

4-2.4L F/inj. DOHC K24A4 V-Tec V6-3.0L F/inj. SOHC J30A4 V-Tec	*XP5224	APP5224	AP5224	5224	.044	
---	----------------	---------	--------	------	------	--

Civic

4-1.7L F/inj. (16V) SOHC D17A1 4-1.7L F/inj. (16V) SOHC D17A2 V-Tec 4-1.7L F/inj. (16V) SOHC D17A6 V-Tec-2 4-1.7L F/inj. SOHC CNG D17A7	XP5224	*APP5224	AP5224	5224	.044	
				*3922	.044	

Civic Hybrid

4-1.3L F/inj. (8V) SOHC LDA1 V-Tec	*XP3924	APP3924	AP3924	3924	.044	
------------------------------------	----------------	---------	--------	------	------	--

Civic SI

4-1.7L F/inj. (16V) SOHC D17A2 V-Tec	XP5224	*APP5224	AP5224	5224	.044	
4-2.0L F/inj. (16V) DOHC K20A3 V-Tec	*XP5224	APP5224	AP5224	5224	.044	

***NOTE: O.E. Recommended Plug *REMARQUE : bouchon recommandé pour l'équipement d'origine *NOTA: Se recomienda conector del equipo original**

Se Section 9 pour les remarques en français en bas de page. Ver Seccion 9 para las páginas de notas de pie de página español.

Passenger Cars & Light Trucks 2011 - 1996



Autolite XP^{®}**
IRIDIUM
ENHANCED
.6mm FINEWIRE

Autolite[®]
DOUBLE
PLATINUM

Autolite[®]
PLATINUM &
REVOLUTION HT[®]

Autolite[®]
COPPER
CORE

GAP
ÉNCARTEMENT
ESPACIO

Autolite[®]
GLOW
PLUGS

2004 HONDA CAR (Cont'd)

Civic SIR (Canada)

4-2.0L F/inj. (16V) DOHC K20A3 V-Tec	*XP5224	APP5224	AP5224	5224	.044	
--------------------------------------	----------------	---------	--------	------	------	--

Insight Hybrid

3-1.0L F/inj. (12V) SOHC ECA1 V-Tec-2	*XP5325	APP5325			.044	
---------------------------------------	----------------	---------	--	--	------	--

S2000

4-2.2L F/inj. (16V) DOHC F22C1 V-Tec				*3922	.044	
--------------------------------------	--	--	--	--------------	------	--

2003 Accord

4-2.3L F/inj. (16V) SOHC F23A4 V-Tec	*XP5224	APP5224	AP5224	5224	.044	
4-2.4L F/inj. DOHC K24A4 V-Tec						
V6-3.0L F/inj. SOHC J30A4 V-Tec						

Civic

4-1.7L F/inj. (16V) SOHC D17A1	XP5224	*APP5224	AP5224	5224	.044	
4-1.7L F/inj. (16V) SOHC D17A2 V-Tec						
4-1.7L F/inj. (16V) SOHC D17A6 V-Tec-2						
4-1.7L F/inj. SOHC CNG D17A7				*3922	.044	

Civic Hybrid

4-1.3L F/inj. (8V) SOHC LDA1 V-Tec	*XP3924	APP3924	AP3924	3924	.044	
------------------------------------	----------------	---------	--------	------	------	--

Civic SI

4-1.7L F/inj. (16V) SOHC D17A2 V-Tec	XP5224	*APP5224	AP5224	5224	.044	
4-2.0L F/inj. (16V) DOHC K20A3 V-Tec	*XP5224	APP5224	AP5224	5224	.044	

Civic SIR (Canada)

4-2.0L F/inj. (16V) DOHC K20A3 V-Tec	*XP5224	APP5224	AP5224	5224	.044	
--------------------------------------	----------------	---------	--------	------	------	--

Insight Hybrid

3-1.0L F/inj. (12V) SOHC ECA1 V-Tec-2	*XP5325	APP5325			.044	
---------------------------------------	----------------	---------	--	--	------	--

S2000

4-2.0L F/inj. (16V) DOHC F20C1 V-Tec				*3922	.044	
--------------------------------------	--	--	--	--------------	------	--

2002 Accord

4-2.3L F/inj. (16V) SOHC F23A1 V-Tec	XP5224	*APP5224	AP5224	5224	.044	
4-2.3L F/inj. (16V) SOHC F23A4 V-Tec						
4-2.3L F/inj. (16V) SOHC F23A5 V-Tec						
V6-3.0L F/inj. DOHC J30A1 V-Tec						

Civic

4-1.7L F/inj. (16V) SOHC D17A1	XP5224	*APP5224	AP5224	5224	.044	
4-1.7L F/inj. (16V) SOHC D17A2 V-Tec						
4-1.7L F/inj. (16V) SOHC D17A6 V-Tec-2						
4-1.7L F/inj. SOHC CNG D17A7						

Civic Hybrid

4-1.3L F/inj. (8V) SOHC LDA1 V-Tec	*XP3924	APP3924	AP3924	3924	.044	
------------------------------------	----------------	---------	--------	------	------	--

Civic SI

4-1.7L F/inj. (16V) SOHC D17A2 V-Tec	XP5224	*APP5224	AP5224	5224	.044	
4-2.0L F/inj. (16V) DOHC K20A3 V-Tec	*XP5224	APP5224	AP5224	5224	.044	

Civic SIR (Canada)

4-2.0L F/inj. (16V) DOHC K20A3 V-Tec	*XP5224	APP5224	AP5224	5224	.044	
--------------------------------------	----------------	---------	--------	------	------	--

Insight Hybrid

3-1.0L F/inj. (12V) SOHC ECA1 V-Tec-2	*XP5325	APP5325			.044	
4-1.3L F/inj. (8V) SOHC LDA1 V-Tec						

S2000

4-2.2L F/inj. (16V) DOHC F20C1 V-Tec				*3922	.044	
--------------------------------------	--	--	--	--------------	------	--

2001 Accord

4-2.3L F/inj. (16V) SOHC F23A1 V-Tec	XP5224	*APP5224	AP5224	5224	.044	
4-2.3L F/inj. (16V) SOHC F23A4 V-Tec						
4-2.3L F/inj. (16V) SOHC F23A5 V-Tec						
V6-3.0L F/inj. DOHC J30A1 V-Tec						

***NOTE: O.E. Recommended Plug *REMARQUE : bouchon recommandé pour l'équipement d'origine *NOTA: Se recomienda conector del equipo original**

Se Section 9 pour les remarques en français en bas de page. Ver Sección 9 para las páginas de notas de pie de página español.

HONDA CAR

Passenger Cars & Light Trucks 2011 - 1996



Autolite XP^{®}**
IRIDIUM
ENHANCED
.6mm FINEWIRE

Autolite[®]
DOUBLE
PLATINUM

Autolite[®]
PLATINUM &
REVOLUTION HT[®]

Autolite[®]
COPPER
CORE

GAP
ÉNCARTEMENT
ESPACIO

Autolite[®]
GLOW
PLUGS

2001 HONDA CAR (Cont'd)

Civic

4-1.7L F/inj. (16V) SOHC D17A1
4-1.7L F/inj. (16V) SOHC D17A2 V-Tec
4-1.7L F/inj. (16V) SOHC D17A6 V-Tec-2
4-1.7L F/inj. SOHC CNG D17A7

XP5224

***APP5224**

AP5224

5224

.044

Civic SI

4-2.0L F/inj. (16V) DOHC K20A3 V-Tec

XP5224

***APP5224**

AP5224

5224

.044

Insight Hybrid

3-1.0L F/inj. (12V) SOHC ECA1 V-Tec-2
4-1.3L F/inj. (8V) SOHC LDA1 V-Tec

***XP5325**

APP5325

.044

Prelude

4-2.2L F/inj. (16V) DOHC H22A4 V-Tec

XP5224

***APP5224**

AP5224

5224

.044

S2000

4-2.0L F/inj. (16V) DOHC F20C1 V-Tec

***3922**

.044

2000 Accord

4-2.3L F/inj. (16V) SOHC F23A1 V-Tec
4-2.3L F/inj. (16V) SOHC F23A4 V-Tec
4-2.3L F/inj. (16V) SOHC F23A5 V-Tec
V6-3.0L F/inj. (24V) DOHC J30A1 V-Tec

XP5224

***APP5224**

AP5224

5224

.044

Civic

4-1.6L F/inj. (16V) DOHC B16A2 V-Tec
4-1.6L F/inj. SOHC CNG D16B5
4-1.6L F/inj. SOHC D16Y5 V-Tec-2
4-1.6L F/inj. SOHC D16Y7
4-1.6L F/inj. SOHC D16Y8 V-Tec

XP3923

***APP3923**

AP3923

3923

.052

XP5224

APP5224

AP5224

***5224**

.044

Civic SI

4-1.6L F/inj. (16V) DOHC B16A2 V-Tec

XP3923

***APP3923**

AP3923

3923

.052

Insight Hybrid

3-1.0L F/inj. (12V) SOHC ECA1 V-Tec-2
4-1.3L F/inj. (8V) SOHC LDA1 V-Tec

***XP5325**

APP5325

.044

Prelude

4-2.2L F/inj. (16V) DOHC H22A4 V-Tec

XP5224

***APP5224**

AP5224

5224

.044

S2000

4-2.0L F/inj. (16V) DOHC F20C1 V-Tec

***3922**

.044

1999 Accord

4-2.3L F/inj. (16V) SOHC F23A1 V-Tec
4-2.3L F/inj. (16V) SOHC F23A4 V-Tec
4-2.3L F/inj. (16V) SOHC F23A5
V6-3.0L F/inj. (24V) DOHC J30A1 V-Tec

XP5224

APP5224

AP5224

***5224**

.044

XP5224

***APP5224**

AP5224

5224

.044

Civic

4-1.6L F/inj. (16V) DOHC B16A2 V-Tec
4-1.6L F/inj. SOHC CNG D16B5
4-1.6L F/inj. SOHC D16Y5 V-Tec-2
4-1.6L F/inj. SOHC D16Y7
4-1.6L F/inj. SOHC D16Y8 V-Tec

XP3923

***APP3923**

AP3923

3923

.052

XP5224

APP5224

AP5224

***5224**

.044

Civic SI

4-1.6L F/inj. (16V) DOHC B16A2 V-Tec

XP3923

***APP3923**

AP3923

3923

.052

Prelude

4-2.2L F/inj. (16V) DOHC H22A4 V-Tec

XP5224

***APP5224**

AP5224

5224

.044

1998 Accord

4-2.3L F/inj. (16V) SOHC F23A1 V-Tec
4-2.3L F/inj. (16V) SOHC F23A4 V-Tec
4-2.3L F/inj. (16V) SOHC F23A5
V6-3.0L F/inj. (24V) DOHC J30A1 V-Tec

XP5224

APP5224

AP5224

***5224**

.044

XP5224

***APP5224**

AP5224

5224

.044

***NOTE: O.E. Recommended Plug *REMARQUE : bouchon recommandé pour l'équipement d'origine *NOTA: Se recomienda conector del equipo original**

Se Section 9 pour les remarques en français en bas de page. Ver Sección 9 para las páginas de notas de pie de página español.

Passenger Cars & Light Trucks 2011 - 1996



Autolite XP^{®}**
IRIDIUM
ENHANCED
.6mm FINEWIRE

Autolite[®]
DOUBLE
PLATINUM

Autolite[®]
PLATINUM &
REVOLUTION HT[®]

Autolite[®]
COPPER
CORE

GAP
ÉNCARTEMENT
ESPACIO

Autolite[®]
GLOW
PLUGS

1998 HONDA CAR (Cont'd)

Civic

4-1.6L F/inj. (16V) DOHC B16A2 V-Tec	XP3923	*APP3923	AP3923	3923	.052	
4-1.6L F/inj. SOHC CNG D16B5	XP5224	APP5224	AP5224	*5224	.044	
4-1.6L F/inj. SOHC D16Y5 V-Tec-2						
4-1.6L F/inj. SOHC D16Y7						
4-1.6L F/inj. SOHC D16Y8 V-Tec						

Civic Si

4-1.6L F/inj. SOHC D16Y8 V-Tec	XP5224	APP5224	AP5224	*5224	.044	
--------------------------------	--------	---------	--------	-------	------	--

Prelude

4-2.2L F/inj. (16V) DOHC H22A4 V-Tec	XP5224	*APP5224	AP5224	5224	.044	
--------------------------------------	--------	----------	--------	------	------	--

1997 Accord, EX-R (Canada)

4-2.2L F/inj. (16V) SOHC F22B1 V-Tec	XP5224	APP5224	AP5224	*5224	.044	
4-2.2L F/inj. (16V) SOHC F22B2						
V6-2.7L F/inj. (24V) SOHC C27A4 CAN						

Civic

4-1.6L F/inj. (16V) DOHC B16A2 V-Tec	XP3923	*APP3923	AP3923	3923	.052	
4-1.6L F/inj. SOHC D16Y5 V-Tec-2	XP5224	APP5224	AP5224	*5224	.044	
4-1.6L F/inj. SOHC D16Y7						
4-1.6L F/inj. SOHC D16Y8 V-Tec						

Civic Si

4-1.6L F/inj. SOHC D16Y8 V-Tec	XP5224	APP5224	AP5224	*5224	.044	
--------------------------------	--------	---------	--------	-------	------	--

Del Sol

4-1.6L F/inj. (16V) DOHC B16A2 V-Tec	XP3923	*APP3923	AP3923	3923	.052	
4-1.6L F/inj. SOHC D16Y7	XP5224	APP5224	AP5224	*5224	.044	
4-1.6L F/inj. SOHC D16Y8 V-Tec	XP3923	*APP3923	AP3923	3923	.052	

Prelude

4-2.2L F/inj. (16V) DOHC H22A4 V-Tec	XP5224	*APP5224	AP5224	5224	.044	
--------------------------------------	--------	----------	--------	------	------	--

1996 Accord, EX-R (Canada)

4-2.2L F/inj. (16V) SOHC F22B1 V-Tec	XP5224	APP5224	AP5224	*5224	.044	
4-2.2L F/inj. (16V) SOHC F22B2						
V6-2.7L F/inj. (24V) SOHC C27A4						

Civic

4-1.6L F/inj. (16V) DOHC B16A2 V-Tec	XP3923	*APP3923	AP3923	3923	.052	
4-1.6L F/inj. SOHC D16Y5 V-Tec-2	XP5224	APP5224	AP5224	*5224	.044	
4-1.6L F/inj. SOHC D16Y7						
4-1.6L F/inj. SOHC D16Y8 V-Tec						

Civic Si

4-1.6L F/inj. SOHC D16Y8 V-Tec	XP5224	APP5224	AP5224	*5224	.044	
--------------------------------	--------	---------	--------	-------	------	--

Del Sol

4-1.6L F/inj. (16V) DOHC B16A2 V-Tec	XP3923	*APP3923	AP3923	3923	.052	
4-1.6L F/inj. SOHC D16Y7	XP5224	APP5224	AP5224	*5224	.044	
4-1.6L F/inj. SOHC D16Y8 V-Tec	XP3923	*APP3923	AP3923	3923	.052	

Prelude

4-2.2L F/inj. (16V) DOHC H22A1 V-Tec	XP5224	*APP5224	AP5224	5224	.044	
4-2.2L F/inj. (16V) SOHC F22A1	XP5224	APP5224	AP5224	*5224	.044	
4-2.3L F/inj. (16V) DOHC H23A1						

2011 HONDA TRUCK (includes light trucks, vans, SUV's)

Element

4-2.4L F/inj. (16V) DOHC K24A8 V-Tec	*XP5224	APP5224	AP5224	5224	.044	
--------------------------------------	---------	---------	--------	------	------	--

2010 Element

4-2.4L F/inj. (16V) DOHC K24A8 V-Tec	*XP5224	APP5224	AP5224	5224	.044	
--------------------------------------	---------	---------	--------	------	------	--

Odyssey

V6-3.5L F/inj. (24V) SOHC J35A6 i-V-Tec	*XP5224	APP5224	AP5224	5224	.044	
V6-3.5L F/inj. (24V) SOHC J35A7 i-V-Tec						

*NOTE: O.E. Recommended Plug *REMARQUE : bouchon recommandé pour l'équipement d'origine *NOTA: Se recomienda conector del equipo original

Se Section 9 pour les remarques en français en bas de page. Ver Seccion 9 para las páginas de notas de pie de página español.

Passenger Cars & Light Trucks 2011 - 1996



Autolite XP^{®}**
IRIDIUM
ENHANCED
.6mm FINEWIRE

Autolite[®]
DOUBLE
PLATINUM

Autolite[®]
PLATINUM &
REVOLUTION HT[®]

Autolite[®]
COPPER
CORE

GAP
ÉNCARTEMENT
ESPACIO

Autolite[®]
GLOW
PLUGS

HONDA TRUCK (includes light trucks, vans, SUV's) (Cont'd)

2009 CR-V

4-2.4L F/inj. (16V) DOHC K24Z1 i-V-Tec	*XP5224	APP5224	AP5224	5224	.044	
<i>Element</i>						
4-2.4L F/inj. DOHC K24A8 i-V-Tec	*XP5224	APP5224	AP5224	5224	.044	
<i>Odyssey</i>						
V6-3.5L F/inj. (24V) SOHC J35A6 i-V-Tec	*XP5224	APP5224	AP5224	5224	.044	
V6-3.5L F/inj. (24V) SOHC J35A7 i-V-Tec						

2008 CR-V

4-2.4L F/inj. (16V) DOHC K24Z1 i-V-Tec	*XP5224	APP5224	AP5224	5224	.044	
<i>Element</i>						
4-2.4L F/inj. (16V) DOHC K24A8 V-Tec	*XP5224	APP5224	AP5224	5224	.044	
<i>Odyssey</i>						
V6-3.5L F/inj. (24V) SOHC J35A6 i-V-Tec	*XP5224	APP5224	AP5224	5224	.044	
V6-3.5L F/inj. (24V) SOHC J35A6 i-V-Tec CAN						
V6-3.5L F/inj. (24V) SOHC J35A7 i-V-Tec						

Pilot

V6-3.5L F/inj. (24V) SOHC J35A9 i-V-Tec	*XP5224	APP5224	AP5224	5224	.044	
V6-3.5L F/inj. (24V) SOHC J35A9 i-V-Tec CAN						
V6-3.5L F/inj. (24V) SOHC J35Z1 V-Tec						
V6-3.5L F/inj. (24V) SOHC J35Z1 V-Tec CAN						

Ridgeline

V6-3.5L F/inj. (24V) SOHC J35A9 V-Tec	*XP5224	APP5224	AP5224	5224	.044	
---------------------------------------	----------------	---------	--------	------	------	--

2007 CR-V

4-2.0L F/inj. SOHC	*XP5224	APP5224	AP5224	5224	.044	
4-2.4L F/inj. (16V) DOHC K24Z1 i-V-Tec						
<i>Element</i>						
4-2.4L F/inj. (16V) DOHC K24A8 V-Tec	*XP5224	APP5224	AP5224	5224	.044	
<i>Odyssey</i>						
V6-3.5L F/inj. (24V) SOHC J35A6 V-Tec	*XP5224	APP5224	AP5224	5224	.044	
V6-3.5L F/inj. (24V) SOHC J35A7 i-V-Tec						

Pilot

V6-3.5L F/inj. (24V) SOHC J35A9 i-V-Tec	*XP5224	APP5224	AP5224	5224	.044	
V6-3.5L F/inj. (24V) SOHC J35Z1 V-Tec						

Ridgeline

V6-3.5L F/inj. (24V) SOHC J35A9 V-Tec	*XP5224	APP5224	AP5224	5224	.044	
---------------------------------------	----------------	---------	--------	------	------	--

2006 CR-V

4-2.4L (16V) DOHC K24A1 V-Tec	*XP5224	APP5224	AP5224	5224	.044	
<i>Element</i>						
4-2.4L F/inj. DOHC K24A4 V-Tec	*XP5224	APP5224	AP5224	5224	.044	
<i>Odyssey</i>						
V6-3.5L F/inj. (24V) SOHC J35A6 V-Tec	*XP5224	APP5224	AP5224	5224	.044	
V6-3.5L F/inj. (24V) SOHC J35A7 i-V-Tec						

Pilot

V6-3.5L F/inj. (24V) SOHC J35A9 i-V-Tec	*XP5224	APP5224	AP5224	5224	.044	
V6-3.5L F/inj. (24V) SOHC J35Z1 V-Tec						

Ridgeline

V6-3.5L F/inj. (24V) SOHC J35A9 V-Tec	*XP5224	APP5224	AP5224	5224	.044	
---------------------------------------	----------------	---------	--------	------	------	--

2005 CR-V

4-2.4L (16V) DOHC K24A1 V-Tec	*XP5224	APP5224	AP5224	5224	.044	
<i>Element</i>						
4-2.4L F/inj. DOHC K24A4 V-Tec	*XP5224	APP5224	AP5224	5224	.044	
<i>Odyssey</i>						
V6-3.5L F/inj. (24V) SOHC J35A6 V-Tec	*XP5224	APP5224	AP5224	5224	.044	
V6-3.5L F/inj. (24V) SOHC J35A7 i-V-Tec						

***NOTE: O.E. Recommended Plug *REMARQUE : bouchon recommandé pour l'équipement d'origine *NOTA: Se recomienda conector del equipo original**

Se Section 9 pour les remarques en français en bas de page. Ver Sección 9 para las páginas de notas de pie de página español.

Passenger Cars & Light Trucks 2011 - 1996



Autolite XP^{®}**
IRIDIUM
ENHANCED
.6mm FINEWIRE

Autolite[®]
DOUBLE
PLATINUM

Autolite[®]
PLATINUM &
REVOLUTION HT[®]

Autolite[®]
COPPER
CORE

GAP
ÉNCARTEMENT
ESPACIO

Autolite[®]
GLOW
PLUGS

2005 HONDA TRUCK (includes light trucks, vans, SUV's) (Cont'd)

Pilot

V6-3.5L F/inj. (24V) SOHC J35A6 V-Tec	XP5224	*APP5224	AP5224	5224	.044	
---------------------------------------	--------	-----------------	--------	------	------	--

2004 CR-V

4-2.4L (16V) DOHC K24A1 V-Tec	*XP5224	APP5224	AP5224	5224	.044	
-------------------------------	----------------	---------	--------	------	------	--

Element

4-2.4L F/inj. DOHC K24A4 V-Tec	*XP5224	APP5224	AP5224	5224	.044	
--------------------------------	----------------	---------	--------	------	------	--

Odyssey

V6-3.5L F/inj. (24V) SOHC J35A4 V-Tec	XP5224	*APP5224	AP5224	5224	.044	
---------------------------------------	--------	-----------------	--------	------	------	--

Pilot

V6-3.5L F/inj. (24V) SOHC J35A4 V-Tec	XP5224	*APP5224	AP5224	5224	.044	
---------------------------------------	--------	-----------------	--------	------	------	--

2003 CR-V

4-2.4L (16V) DOHC K24A1 V-Tec	*XP5224	APP5224	AP5224	5224	.044	
-------------------------------	----------------	---------	--------	------	------	--

Element

4-2.4L F/inj. DOHC K24A4 V-Tec	*XP5224	APP5224	AP5224	5224	.044	
--------------------------------	----------------	---------	--------	------	------	--

Odyssey

V6-3.5L F/inj. (24V) SOHC J35A4 V-Tec	XP5224	*APP5224	AP5224	5224	.044	
---------------------------------------	--------	-----------------	--------	------	------	--

Pilot

V6-3.5L F/inj. (24V) DOHC V-Tec	XP5224	*APP5224	AP5224	5224	.044	
V6-3.5L F/inj. (24V) SOHC J35A4 V-Tec						

2002 CR-V

4-2.4L (16V) DOHC K24A1 V-Tec	*XP5224	APP5224	AP5224	5224	.044	
-------------------------------	----------------	---------	--------	------	------	--

Odyssey

V6-3.5L F/inj. (24V) SOHC J35A4 V-Tec	XP5224	*APP5224	AP5224	5224	.044	
---------------------------------------	--------	-----------------	--------	------	------	--

Passport

V6-3.2L F/inj. (24V) DOHC 6VD1	XP3924	*APP3924	AP3924	3924	.042	
--------------------------------	--------	-----------------	--------	------	------	--

2001 CR-V

4-2.0L F/inj. (16V) DOHC B20Z2	XP5224	APP5224	AP5224	*5224	.044	
--------------------------------	--------	---------	--------	--------------	------	--

Odyssey

V6-3.5L F/inj. (24V) SOHC J35A1 V-Tec	XP5224	*APP5224	AP5224	5224	.044	
---------------------------------------	--------	-----------------	--------	------	------	--

Passport

V6-3.2L F/inj. (24V) DOHC 6VD1	XP3924	*APP3924	AP3924	3924	.042	
--------------------------------	--------	-----------------	--------	------	------	--

2000 CR-V

4-2.0L F/inj. (16V) DOHC B20Z2	XP5224	APP5224	AP5224	*5224	.044	
--------------------------------	--------	---------	--------	--------------	------	--

Odyssey

V6-3.5L F/inj. (24V) SOHC J35A1 V-Tec	XP5224	*APP5224	AP5224	5224	.044	
---------------------------------------	--------	-----------------	--------	------	------	--

Passport

V6-3.2L F/inj. SOHC 6VD1	XP3924	*APP3924	AP3924	3924	.042	
--------------------------	--------	-----------------	--------	------	------	--

1999 CR-V

4-2.0L F/inj. (16V) DOHC B20Z2	XP5224	APP5224	AP5224	*5224	.044	
--------------------------------	--------	---------	--------	--------------	------	--

Odyssey

V6-3.5L F/inj. (24V) SOHC J35A1 V-Tec	XP5224	*APP5224	AP5224	5224	.044	
---------------------------------------	--------	-----------------	--------	------	------	--

Passport

V6-3.2L F/inj. SOHC 6VD1	XP3924	*APP3924	AP3924	3924	.042	
--------------------------	--------	-----------------	--------	------	------	--

1998 CR-V

4-2.0L F/inj. (16V) DOHC B20B4	XP5224	APP5224	AP5224	*5224	.044	
--------------------------------	--------	---------	--------	--------------	------	--

Odyssey

4-2.3L F/inj. SOHC F23A7 V-Tec	XP5224	APP5224	AP5224	*5224	.044	
--------------------------------	--------	---------	--------	--------------	------	--

Passport

V6-3.2L F/inj. SOHC 6VD1	XP3924	*APP3924	AP3924	3924	.042	
--------------------------	--------	-----------------	--------	------	------	--

***NOTE: O.E. Recommended Plug *REMARQUE : bouchon recommandé pour l'équipement d'origine *NOTA: Se recomienda conector del equipo original**

Se Section 9 pour les remarques en français en bas de page. Ver Seccion 9 para las páginas de notas de pie de página español.

Passenger Cars & Light Trucks 2011 - 1996



Autolite XP^{®}**
IRIDIUM
ENHANCED
.6mm FINEWIRE

Autolite[®]
DOUBLE
PLATINUM

Autolite[®]
PLATINUM &
REVOLUTION HT[®]

Autolite[®]
COPPER
CORE

GAP
ÉCARTEMENT
ESPACIO

Autolite[®]
GLOW
PLUGS

HONDA TRUCK (includes light trucks, vans, SUV's) (Cont'd)

1997 CR-V

4-2.0L F/inj. (16V) DOHC B20B4	XP5224	APP5224	AP5224	*5224	.044	
--------------------------------	--------	---------	--------	--------------	------	--

Odyssey

4-2.2L F/inj. SOHC F22B6	XP5224	APP5224	AP5224	*5224	.044	
--------------------------	--------	---------	--------	--------------	------	--

Passport

V6-3.2L F/inj. SOHC 6VD1	XP3924	*APP3924	AP3924	3924	.042	
--------------------------	--------	-----------------	--------	------	------	--

1996 Odyssey

4-2.2L F/inj. SOHC F22B6	XP5224	APP5224	AP5224	*5224	.044	
--------------------------	--------	---------	--------	--------------	------	--

Passport

4-2.6L F/inj. SOHC 4ZE1	XP64	APP64	AP64	*64	.042	
-------------------------	------	-------	------	------------	------	--

V6-3.2L F/inj. SOHC 6VD1	XP3924	*APP3924	AP3924	3924	.042	
--------------------------	--------	-----------------	--------	------	------	--

2010 HUMMER TRUCK (includes light trucks, vans, SUV's)

H2, H2 SUT

V8-6.2L F/inj. Flex Fuel L9H (2)	*XP5245	APP5245	AP5245	5245	.040	
----------------------------------	----------------	---------	--------	------	------	--

H3

5-3.7L F/inj. (20V) DOHC LLR (E)	*XP5263	APP5263	AP5263		.040	
----------------------------------	----------------	---------	--------	--	------	--

V8-5.3L F/inj. Flex Fuel LH9 (L)	*XP5245	APP5245	AP5245	5245	.040	
----------------------------------	----------------	---------	--------	------	------	--

H3T

5-3.7L F/inj. (20V) DOHC LLR (E)	*XP5263	APP5263	AP5263		.040	
----------------------------------	----------------	---------	--------	--	------	--

V8-5.3L F/inj. Flex Fuel LH9 (P)	*XP5245	APP5245	AP5245	5245	.040	
----------------------------------	----------------	---------	--------	------	------	--

2009 H2, H2 SUT

V8-6.2L F/inj. Flex Fuel L9H (2)	*XP5245	APP5245	AP5245	5245	.040	
----------------------------------	----------------	---------	--------	------	------	--

H3

5-3.7L F/inj. (20V) DOHC LLR (E)	*XP5263	APP5263	AP5263		.040	
----------------------------------	----------------	---------	--------	--	------	--

V8-5.3L F/inj. LH8 (L)	*XP5245	APP5245	AP5245	5245	.040	
------------------------	----------------	---------	--------	------	------	--

H3T

5-3.7L F/inj. (20V) DOHC LLR (E)	*XP5263	APP5263	AP5263		.040	
----------------------------------	----------------	---------	--------	--	------	--

V8-5.3L F/inj. LH8 (L)	*XP5245	APP5245	AP5245	5245	.040	
------------------------	----------------	---------	--------	------	------	--

2008 H2, H2 SUT

V8-6.2L F/inj. L92 (8)	*XP5245	APP5245	AP5245	5245	.040	
------------------------	----------------	---------	--------	------	------	--

H3

5-3.7L F/inj. (20V) DOHC LLR (E)	*XP5263	APP5263	AP5263		.040	
----------------------------------	----------------	---------	--------	--	------	--

V8-5.3L F/inj. LH8 (L)	*XP5245	APP5245	AP5245	5245	.040	
------------------------	----------------	---------	--------	------	------	--

2007 H2

V8-6.0L F/inj. LQ4 HO (U)	*XP5245	APP5245	AP5245	5245	.040	
---------------------------	----------------	---------	--------	------	------	--

H3

5-3.7L F/inj. (20V) DOHC LLR (E)	*XP5263	APP5263	AP5263		.040	
----------------------------------	----------------	---------	--------	--	------	--

2006 H2

V8-6.0L F/inj. LQ4 HO (U)	*XP5245	APP5245	AP5245	5245	.040	
---------------------------	----------------	---------	--------	------	------	--

H3

5-3.5L F/inj. DOHC (6)	XP5263	*APP5263⁹⁵²⁴	AP5263		.040	
------------------------	--------	--------------------------------	--------	--	------	--

2005 H2

V8-6.0L F/inj. LQ4 HO (U)	*XP5245	APP5245	AP5245	5245	.040	
---------------------------	----------------	---------	--------	------	------	--

H3

5-3.5L F/inj. DOHC (6)	XP5263	*APP5263⁹⁵²⁴	AP5263		.040	
------------------------	--------	--------------------------------	--------	--	------	--

2004 H2

V8-6.0L F/inj. LQ4 HO (U)	*XP5245	APP5245	AP5245	5245	.040	
---------------------------	----------------	---------	--------	------	------	--

2003 H2

V8-6.0L F/inj. LQ4 HO (U)	*XP5245	APP5245	AP5245	5245	.040	
---------------------------	----------------	---------	--------	------	------	--

2003 H2

V8-6.0L F/inj. LQ4 HO (U)	*XP5245	APP5245	AP5245	5245	.040	
---------------------------	----------------	---------	--------	------	------	--

***NOTE: O.E. Recommended Plug *REMARQUE : bouchon recommandé pour l'équipement d'origine *NOTA: Se recomienda conector del equipo original**

Se Section 9 pour les remarques en français en bas de page. Ver Seccion 9 para las páginas de notas de pie de página español.

⁹⁵²⁴ Fine wire

Passenger Cars & Light Trucks 2011 - 1996



Autolite XP^{®}**
IRIDIUM
ENHANCED
.6mm FINEWIRE

Autolite[®]
DOUBLE
PLATINUM

Autolite[®]
PLATINUM &
REVOLUTION HT[®]

Autolite[®]
COPPER
CORE

GAP
ÉNCARTEMENT
ESPACIO

Autolite[®]
GLOW
PLUGS

HUMMER TRUCK (includes light trucks, vans, SUV's) (Cont'd)

2002 H2

V8-6.0L F/inj. HO (U)	*XP5245	APP5245	AP5245	5245	.040	
-----------------------	---------	---------	--------	------	------	--

2011 HYUNDAI CAR

Accent

4-1.6L F/inj. (16V) DOHC (C)	XP3923	APP3923	AP3923	*3923	.044	
------------------------------	--------	---------	--------	-------	------	--

Azera

V6-3.3L F/inj. (24V) DOHC (D) V6-3.8L F/inj. (24V) DOHC (F)	*XP3923	APP3923	AP3923	3923	.044	
--	---------	---------	--------	------	------	--

Elantra

4-2.0L F/inj. (16V) DOHC (D)	*XP5224	APP5224	AP5224	5224	.044	
------------------------------	---------	---------	--------	------	------	--

Elantra Touring

4-2.0L F/inj. (16V) DOHC (E)	*XP5224	APP5224	AP5224	5224	.044	
------------------------------	---------	---------	--------	------	------	--

Equus

V8-4.6L F/inj. (32V)	*XP5325	APP5325			.044	
----------------------	---------	---------	--	--	------	--

Genesis

4-2.0L F/inj. Turbo (D)	*XP5325	APP5325			.044	
V6-3.8L F/inj. (24V) (H)		*APP5683			.044	
V8-4.6L F/inj. (32V) (F)	*XP5325	APP5325			.044	

2010 Accent

4-1.6L F/inj. (16V) DOHC (C)	XP3923	APP3923	AP3923	*3923	.044	
------------------------------	--------	---------	--------	-------	------	--

Azera

V6-3.3L F/inj. (24V) DOHC (D) V6-3.8L F/inj. (24V) DOHC (F)	*XP3923	APP3923	AP3923	3923	.044	
--	---------	---------	--------	------	------	--

Elantra

4-2.0L F/inj. (16V) DOHC (D)	*XP5224	APP5224	AP5224	5224	.044	
------------------------------	---------	---------	--------	------	------	--

Elantra Touring

4-2.0L F/inj. (16V) DOHC (E)	*XP5224	APP5224	AP5224	5224	.044	
------------------------------	---------	---------	--------	------	------	--

Genesis

4-2.0L F/inj. Turbo (D) V8-4.6L F/inj. (32V) (F)	*XP5325	APP5325			.044	
---	---------	---------	--	--	------	--

Sonata

4-2.4L F/inj. (16V) DOHC (C)	*XP5325	APP5325			.044	
V6-3.3L F/inj. (24V) DOHC (F)	*XP3923	APP3923	AP3923	3923	.044	

2009 Accent

4-1.6L F/inj. (16V) DOHC (C)	XP3923	APP3923	AP3923	*3923	.044	
------------------------------	--------	---------	--------	-------	------	--

Azera

V6-3.3L F/inj. (24V) DOHC (D) V6-3.8L F/inj. (24V) DOHC (F)	*XP3923 ⁸²⁰² *XP3924 ⁸²⁰¹	APP3923 ⁸²⁰² APP3924 ⁸²⁰¹	AP3923 ⁸²⁰² AP3924 ⁸²⁰¹	3923 ⁸²⁰² 3924 ⁸²⁰¹	.044	
--	--	--	--	--	------	--

Elantra

4-2.0L F/inj. (16V) DOHC (D)	*XP5224	APP5224	AP5224	5224	.044	
------------------------------	---------	---------	--------	------	------	--

Elantra Touring

4-2.0L F/inj. (16V) DOHC (E)	*XP5224	APP5224	AP5224	5224	.044	
------------------------------	---------	---------	--------	------	------	--

Genesis

V6-3.8L F/inj. (E) V8-4.6L F/inj. (F)	*XP5325 ⁸²⁸⁰ *XP5325	APP5325 ⁸²⁸⁰ APP5325			.044 .044	
--	------------------------------------	------------------------------------	--	--	--------------	--

Sonata

4-2.4L F/inj. (16V) DOHC (C)	*XP5325	APP5325			.044	
V6-3.3L F/inj. (24V) DOHC (F)	*XP3923	APP3923	AP3923	3923	.044	

2008 Accent

4-1.6L F/inj. (16V) DOHC (C) 4-1.6L F/inj. (16V) DOHC (C) CAN	XP3924	APP3924	AP3924	*3924	.044	
--	--------	---------	--------	-------	------	--

*NOTE: O.E. Recommended Plug *REMARQUE : bouchon recommandé pour l'équipement d'origine *NOTA: Se recomienda conector del equipo original

Se Section 9 pour les remarques en français en bas de page. Ver Sección 9 para las páginas de notas de pie de página español.

8201 Before 2/18/08 8202 After 2/19/08 8280 To 5/1/08

HYUNDAI CAR

Passenger Cars & Light Trucks 2011 - 1996



Autolite XP[®]**
IRIDIUM
ENHANCED
.6mm FINEWIRE

Autolite[®]
DOUBLE
PLATINUM

Autolite[®]
PLATINUM &
REVOLUTION HT[®]

Autolite[®]
COPPER
CORE

GAP
ÉNCARTEMENT
ESPACIO

Autolite[®]
GLOW
PLUGS

2008 HYUNDAI CAR (Cont'd)

Azera

V6-3.3L F/inj. (24V) DOHC (D)	*XP3923 ⁸²⁰²	APP3923 ⁸²⁰²	AP3923 ⁸²⁰²	3923 ⁸²⁰²	.044	
V6-3.8L F/inj. (24V) DOHC (F)	*XP3924 ⁸²⁰¹	APP3924 ⁸²⁰¹	AP3924 ⁸²⁰¹	3924 ⁸²⁰¹		

Elantra

4-2.0L F/inj. (16V) DOHC ULEV (D)	*XP5224	APP5224	AP5224	5224	.044	
-----------------------------------	----------------	---------	--------	------	------	--

Sonata

4-2.4L F/inj. (16V) DOHC (C)	XP3924	APP3924	AP3924	*3924	.044	
4-2.4L F/inj. (16V) DOHC (C) CAN						
V6-3.3L F/inj. (24V) DOHC (F)	*XP3924	APP3924	AP3924	3924	.044	
V6-3.3L F/inj. (24V) DOHC (F) CAN						

Tiburon

4-2.0L F/inj. (16V) DOHC (D)	*XP3924	APP3924	AP3924	3924	.044	
V6-2.7L F/inj. (24V) DOHC (F)						
V6-2.7L F/inj. (24V) DOHC (F) CAN						

2007 Accent

4-1.6L F/inj. (16V) DOHC (C)	XP3923	APP3923	AP3923	*3923	.044	
------------------------------	--------	---------	--------	--------------	------	--

Azera

V6-3.3L F/inj. (24V) DOHC (D)	*XP3924	APP3924	AP3924	3924	.044	
V6-3.8L F/inj. (24V) DOHC (F)						

Elantra

4-2.0L F/inj. (16V) DOHC ULEV (D)	*XP5224	APP5224	AP5224	5224	.044	
-----------------------------------	----------------	---------	--------	------	------	--

Sonata

4-2.4L F/inj. (16V) DOHC (C)	XP3924	APP3924	AP3924	*3924	.044	
V6-3.3L F/inj. (24V) DOHC (F)	*XP3924	APP3924	AP3924	3924	.044	

Tiburon

4-2.0L F/inj. (16V) DOHC (D)	*XP3924	APP3924	AP3924	3924	.044	
V6-2.7L F/inj. (24V) DOHC (F)						

2006 Accent

4-1.6L F/inj. (16V) DOHC (C)	XP3924	APP3924	AP3924	*3924	.044	
4-1.6L F/inj. (16V) DOHC (C) CAN						

Azera

V6-3.8L F/inj. (24V) DOHC (F)	*XP3924	APP3924	AP3924	3924	.044	
-------------------------------	----------------	---------	--------	------	------	--

Elantra

4-2.0L F/inj. (16V) DOHC ULEV (D)	*XP5224	APP5224	AP5224	5224	.044	
-----------------------------------	----------------	---------	--------	------	------	--

Sonata

4-2.4L F/inj. (16V) DOHC (C)	XP3924	APP3924	AP3924	*3924	.044	
V6-3.3L F/inj. (24V) DOHC (F)	*XP3924	APP3924	AP3924	3924	.044	

Tiburon

4-2.0L F/inj. (16V) DOHC (D)	XP3923	*APP3923	AP3923	3923	.044	
V6-2.7L F/inj. (24V) DOHC (F)						

2005 Accent

4-1.6L F/inj. (16V) DOHC (C)	XP3924	APP3924	AP3924	*3924	.044	
------------------------------	--------	---------	--------	--------------	------	--

Elantra

4-2.0L F/inj. (16V) DOHC (D)	XP3924	*APP3924	AP3924	3924	.044	
------------------------------	--------	-----------------	--------	------	------	--

Sonata

4-2.4L F/inj. (16V) DOHC (S)	XP64	*APP64	AP64	64	.044	
V6-2.7L F/inj. (24V) DOHC (H)	XP3924	*APP3924	AP3924	3924	.044	

Tiburon

4-2.0L F/inj. (16V) DOHC (D)	XP3923	*APP3923	AP3923	3923	.044	
V6-2.7L F/inj. (24V) DOHC (F)						

XG350

V6-3.5L F/inj. (24V) DOHC (E)	XP3923	*APP3923	AP3923	3923	.044	
-------------------------------	--------	-----------------	--------	------	------	--

***NOTE: O.E. Recommended Plug *REMARQUE : bouchon recommandé pour l'équipement d'origine *NOTA: Se recomienda conector del equipo original**

See Section 9 pour les remarques en français en bas de page. Ver Sección 9 para las páginas de notas de pie de página español.

⁸²⁰¹ Before 2/18/08 ⁸²⁰² After 2/19/08

Passenger Cars & Light Trucks 2011 - 1996



Autolite XP^{®}**
IRIDIUM
ENHANCED
.6mm FINEWIRE

Autolite[®]
DOUBLE
PLATINUM

Autolite[®]
PLATINUM &
REVOLUTION HT[®]

Autolite[®]
COPPER
CORE

GAP
ÉNCARTEMENT
ESPACIO

Autolite[®]
GLOW
PLUGS

HYUNDAI CAR (Cont'd)

2004 Accent

4-1.6L F/inj. (16V) DOHC (C)	XP3924	APP3924	AP3924	*3924	.044	
------------------------------	--------	---------	--------	--------------	------	--

Elantra

4-2.0L F/inj. (16V) DOHC (D)	XP3924	*APP3924	AP3924	3924	.044	
------------------------------	--------	-----------------	--------	------	------	--

Sonata

4-2.4L F/inj. (16V) DOHC (S)	XP64	*APP64	AP64	64	.044	
------------------------------	------	---------------	------	----	------	--

V6-2.7L F/inj. (24V) DOHC (H)	XP3924	*APP3924	AP3924	3924	.044	
-------------------------------	--------	-----------------	--------	------	------	--

Tiburon

4-2.0L F/inj. (16V) DOHC (D)	XP3923	*APP3923	AP3923	3923	.044	
------------------------------	--------	-----------------	--------	------	------	--

V6-2.7L F/inj. (24V) DOHC (F)						
-------------------------------	--	--	--	--	--	--

XG350

V6-3.5L F/inj. (24V) DOHC (E)	XP3923	*APP3923	AP3923	3923	.044	
-------------------------------	--------	-----------------	--------	------	------	--

2003 Accent

4-1.5L F/inj. (12V) SOHC G4EK (N) CAN	XP3924	APP3924	AP3924	*3924	.044	
---------------------------------------	--------	---------	--------	--------------	------	--

4-1.6L F/inj. (16V) DOHC (C)						
------------------------------	--	--	--	--	--	--

Elantra

4-2.0L F/inj. (16V) DOHC G4CP	XP3924	*APP3924	AP3924	3924	.044	
-------------------------------	--------	-----------------	--------	------	------	--

Sonata

4-2.4L F/inj. (16V) DOHC (S)	XP64	*APP64	AP64	64	.044	
------------------------------	------	---------------	------	----	------	--

V6-2.7L F/inj. (24V) DOHC (H)	XP3924	*APP3924	AP3924	3924	.044	
-------------------------------	--------	-----------------	--------	------	------	--

Tiburon

4-2.0L F/inj. (16V) DOHC (D)	XP3924	APP3924	AP3924	*3924	.044	
------------------------------	--------	---------	--------	--------------	------	--

V6-2.7L F/inj. (24V) DOHC (F)						
-------------------------------	--	--	--	--	--	--

XG350

V6-3.5L F/inj. (24V) DOHC (E)	XP3923	*APP3923	AP3923	3923	.044	
-------------------------------	--------	-----------------	--------	------	------	--

2002 Accent

4-1.5L F/inj. (12V) SOHC G4EK (N)	XP3924	APP3924	AP3924	*3924	.044	
-----------------------------------	--------	---------	--------	--------------	------	--

4-1.6L F/inj. (16V) DOHC (C)						
------------------------------	--	--	--	--	--	--

Elantra

4-2.0L F/inj. (16V) DOHC G4CP	XP3924	*APP3924	AP3924	3924	.044	
-------------------------------	--------	-----------------	--------	------	------	--

Sonata

4-2.4L F/inj. (16V) DOHC (S)	XP64	*APP64	AP64	64	.044	
------------------------------	------	---------------	------	----	------	--

V6-2.7L F/inj. (24V) DOHC (H)	XP3924	*APP3924	AP3924	3924	.044	
-------------------------------	--------	-----------------	--------	------	------	--

Tiburon

4-2.0L F/inj. (16V) DOHC (F)	XP3924	*APP3924	AP3924	3924	.044	
------------------------------	--------	-----------------	--------	------	------	--

XG300

V6-3.0L F/inj.	XP3924	*APP3924	AP3924	3924	.044	
----------------	--------	-----------------	--------	------	------	--

XG350

V6-3.5L F/inj. (24V) DOHC (E)	XP3923	*APP3923	AP3923	3923	.044	
-------------------------------	--------	-----------------	--------	------	------	--

2001 Accent

4-1.5L F/inj. (12V) SOHC G4EK (N)	XP3924	APP3924	AP3924	*3924	.044	
-----------------------------------	--------	---------	--------	--------------	------	--

4-1.6L F/inj. (12V) SOHC (C)						
------------------------------	--	--	--	--	--	--

Elantra

4-2.0L F/inj. (16V) DOHC G4CP	XP3924	*APP3924	AP3924	3924	.044	
-------------------------------	--------	-----------------	--------	------	------	--

Sonata

4-2.4L F/inj. (16V) DOHC (S)	XP64	*APP64	AP64	64	.044	
------------------------------	------	---------------	------	----	------	--

V6-2.5L F/inj. DOHC (V)	XP3924	*APP3924	AP3924	3924	.044	
-------------------------	--------	-----------------	--------	------	------	--

Tiburon

4-2.0L F/inj. (16V) DOHC G4CP (F)	XP3924	*APP3924	AP3924	3924	.044	
-----------------------------------	--------	-----------------	--------	------	------	--

XG300

V6-3.0L F/inj.	XP3924	*APP3924	AP3924	3924	.044	
----------------	--------	-----------------	--------	------	------	--

***NOTE: O.E. Recommended Plug *REMARQUE : bouchon recommandé pour l'équipement d'origine *NOTA: Se recomienda conector del equipo original**

Se Section 9 pour les remarques en français en bas de page. Ver Seccion 9 para las páginas de notas de pie de página español.

HYUNDAI CAR

Passenger Cars & Light Trucks 2011 - 1996



Autolite XP^{®}**
IRIDIUM
ENHANCED
.6mm FINEWIRE

Autolite[®]
DOUBLE
PLATINUM

Autolite[®]
PLATINUM &
REVOLUTION HT[®]

Autolite[®]
COPPER
CORE

GAP
ÉNCARTEMENT
ESPACIO

Autolite[®]
GLOW
PLUGS

HYUNDAI CAR (Cont'd)

2000 Accent

4-1.5L F/inj. (12V) SOHC G4EK (N)	XP3924	APP3924	AP3924	*3924	.044	
-----------------------------------	--------	---------	--------	--------------	------	--

Elantra

4-2.0L F/inj. (16V) DOHC G4CP	XP3924	APP3924	AP3924	*3924	.044	
-------------------------------	--------	---------	--------	--------------	------	--

Sonata

4-2.4L F/inj. (16V) DOHC (S)	XP64	*APP64	AP64	64	.044	
------------------------------	------	---------------	------	----	------	--

V6-2.5L F/inj. DOHC (V)	XP3924	*APP3924	AP3924	3924	.044	
-------------------------	--------	-----------------	--------	------	------	--

Tiburon

4-1.8L F/inj. (16V) DOHC (M)	XP3924	APP3924	AP3924	*3924	.044	
------------------------------	--------	---------	--------	--------------	------	--

4-2.0L F/inj. (16V) DOHC G4CP (F)						
-----------------------------------	--	--	--	--	--	--

1999 Accent

4-1.5L F/inj. (12V) SOHC G4EK	XP3924	APP3924	AP3924	*3924	.044	
-------------------------------	--------	---------	--------	--------------	------	--

Elantra

4-1.8L F/inj. (16V) DOHC G4CN	XP3924	APP3924	AP3924	*3924	.044	
-------------------------------	--------	---------	--------	--------------	------	--

4-2.0L F/inj. (16V) DOHC G4CP						
-------------------------------	--	--	--	--	--	--

Sonata

4-2.4L F/inj. (16V) DOHC (S)	XP64	*APP64	AP64	64	.044	
------------------------------	------	---------------	------	----	------	--

V6-2.5L F/inj. DOHC (V)	XP3924	*APP3924	AP3924	3924	.044	
-------------------------	--------	-----------------	--------	------	------	--

Tiburon

4-1.8L F/inj. (16V) DOHC (M)	XP3924	APP3924	AP3924	*3924	.044	
------------------------------	--------	---------	--------	--------------	------	--

4-2.0L F/inj. (16V) DOHC G4CP (F)						
-----------------------------------	--	--	--	--	--	--

1998 Accent

4-1.5L F/inj. (12V) SOHC G4EK	XP3924	APP3924	AP3924	*3924	.044	
-------------------------------	--------	---------	--------	--------------	------	--

Elantra

4-1.8L F/inj. (16V) DOHC G4CN	XP3924	APP3924	AP3924	*3924	.044	
-------------------------------	--------	---------	--------	--------------	------	--

Sonata

4-2.0L F/inj. (16V) DOHC G4CP	XP63	APP63	AP63	*63	.044	
-------------------------------	------	-------	------	------------	------	--

V6-3.0L F/inj. SOHC G6AT	XP64	*APP64	AP64	64	.044	
--------------------------	------	---------------	------	----	------	--

Tiburon

4-1.8L F/inj. (16V) DOHC (M)	XP3924	APP3924	AP3924	*3924	.044	
------------------------------	--------	---------	--------	--------------	------	--

4-2.0L F/inj. (16V) DOHC G4CP (F)						
-----------------------------------	--	--	--	--	--	--

1997 Accent

4-1.5L F/inj. (12V) SOHC G4EK	XP3924	APP3924	AP3924	*3924	.044	
-------------------------------	--------	---------	--------	--------------	------	--

4-1.5L F/inj. DOHC						
--------------------	--	--	--	--	--	--

Elantra

4-1.8L F/inj. (16V) DOHC G4CN	XP3924	APP3924	AP3924	*3924	.044	
-------------------------------	--------	---------	--------	--------------	------	--

Sonata

4-2.0L F/inj. (16V) DOHC G4CP	XP63	APP63	AP63	*63	.044	
-------------------------------	------	-------	------	------------	------	--

V6-3.0L F/inj. SOHC G6AT	XP64	*APP64	AP64	64	.044	
--------------------------	------	---------------	------	----	------	--

Tiburon

4-1.8L F/inj. (16V) DOHC (M)	XP3924	APP3924	AP3924	*3924	.044	
------------------------------	--------	---------	--------	--------------	------	--

4-2.0L F/inj. (16V) DOHC G4CP (F)						
-----------------------------------	--	--	--	--	--	--

1996 Accent

4-1.5L F/inj. (12V) SOHC G4EK	XP3924	APP3924	AP3924	*3924	.044	
-------------------------------	--------	---------	--------	--------------	------	--

4-1.5L F/inj. DOHC						
--------------------	--	--	--	--	--	--

Elantra

4-1.8L F/inj. (16V) DOHC G4CN	XP3924	APP3924	AP3924	*3924	.044	
-------------------------------	--------	---------	--------	--------------	------	--

Sonata

4-2.0L F/inj. (16V) DOHC G4CP	XP63	APP63	AP63	*63	.044	
-------------------------------	------	-------	------	------------	------	--

V6-3.0L F/inj. SOHC G6AT	XP64	*APP64	AP64	64	.044	
--------------------------	------	---------------	------	----	------	--

***NOTE: O.E. Recommended Plug *REMARQUE : bouchon recommandé pour l'équipement d'origine *NOTA: Se recomienda conector del equipo original**

Se Section 9 pour les remarques en français en bas de page. Ver Seccion 9 para las páginas de notas de pie de página español.

Passenger Cars & Light Trucks 2011 - 1996



Autolite XP^{®}**
IRIDIUM
ENHANCED
.6mm FINEWIRE

Autolite[®]
DOUBLE
PLATINUM

Autolite[®]
PLATINUM &
REVOLUTION HT[®]

Autolite[®]
COPPER
CORE

GAP
ÉCARTEMENT
ESPACIO

Autolite[®]
GLOW
PLUGS

2011 HYUNDAI TRUCK (includes light trucks, vans, SUV's)

Santa Fe

4-2.4L F/inj. (16V) DOHC (B)

***XP5325**

APP5325

.044

Tucson

4-2.0L D.I. (16V) Turbo (B)
4-2.4L F/inj. (16V) DOHC (C)

***XP5325**

APP5325

.044

Veracruz

V6-3.8L F/inj. (24V) DOHC (C)

***XP3924**

APP3924

AP3924

3924

.044

2010 Santa Fe

4-2.4L F/inj. (16V) DOHC

***XP5325**

APP5325

.044

Tucson

4-2.4L F/inj. (16V) DOHC

***XP5325**

APP5325

.044

Veracruz

V6-3.8L F/inj. (24V) DOHC (C)

***XP3924**

APP3924

AP3924

3924

.044

2009 Entourage

V6-3.8L F/inj. (24V) DOHC (3)

***XP3924**

APP3924

AP3924

3924

.044

Santa Fe

V6-2.7L F/inj. (24V) DOHC (D)

***XP5325**

APP5325

.044

V6-3.3L F/inj. (24V) DOHC (E)

***XP3923**⁸²⁰²
***XP3924**⁸²⁰¹

APP3923⁸²⁰²
APP3924⁸²⁰¹

AP3923⁸²⁰²
AP3924⁸²⁰¹

3923⁸²⁰²
3924⁸²⁰¹

.044

Tucson

4-2.0L F/inj. (16V) DOHC (B)

XP3923

***APP3923**

AP3923

3923

.044

V6-2.7L F/inj. (24V) DOHC (D)

***XP3924**

APP3924

AP3924

3924

.044

Veracruz

V6-3.8L F/inj. (24V) DOHC (C)

***XP3924**

APP3924

AP3924

3924

.044

2008 Entourage

V6-3.8L F/inj. (24V) DOHC (3)
V6-3.8L F/inj. (24V) DOHC (3) CAN

***XP3924**

APP3924

AP3924

3924

.044

Santa Fe

V6-2.7L F/inj. (24V) DOHC (D)
V6-2.7L F/inj. (24V) DOHC (D) CAN

***XP5325**

APP5325

.044

V6-3.3L F/inj. (24V) DOHC (E)
V6-3.3L F/inj. (24V) DOHC (E) CAN

***XP3924**

APP3924

AP3924

3924

.044

Tucson

4-2.0L F/inj. (16V) DOHC (B)
4-2.0L F/inj. (16V) DOHC (B) CAN

XP3923

APP3923

AP3923

***3923**

.044

V6-2.7L F/inj. (24V) DOHC (D)

***XP3924**

APP3924

AP3924

3924

.044

Veracruz

V6-3.8L F/inj. (24V) DOHC (C)

***XP3924**

APP3924

AP3924

3924

.044

2007 Entourage

V6-3.8L F/inj. (24V) DOHC (3)

***XP3924**

APP3924

AP3924

3924

.044

Santa Fe

V6-2.7L F/inj. (24V) DOHC (D)

***XP5325**

APP5325

.044

V6-3.3L F/inj. (24V) DOHC (E)

***XP3924**

APP3924

AP3924

3924

.044

Tucson

4-2.0L F/inj. (16V) DOHC (B)

XP3923

***APP3923**

AP3923

3923

.044

V6-2.7L F/inj. (24V) DOHC (D)

***XP3924**

APP3924

AP3924

3924

.044

Veracruz

V6-3.8L F/inj. (24V) DOHC (C)

***XP3924**

APP3924

AP3924

3924

.044

2006 Santa Fe

4-2.4L F/inj. (16V) DOHC CAN

XP64

***APP64**

AP64

64

.044

V6-2.7L F/inj. (24V) DOHC (D)

XP3924⁸⁰⁴⁸
***XP5325**⁸⁰⁴⁹

***APP3924**⁸⁰⁴⁸
APP5325⁸⁰⁴⁹

AP3924⁸⁰⁴⁸

3924⁸⁰⁴⁸

.044

***NOTE: O.E. Recommended Plug *REMARQUE : bouchon recommandé pour l'équipement d'origine *NOTA: Se recomienda conector del equipo original**

Se Section 9 pour les remarques en français en bas de page. Ver Sección 9 para las páginas de notas de pie de página español.

⁸⁰⁴⁸ To 3/31/06 ⁸⁰⁴⁹ From 4/1/06 ⁸²⁰¹ Before 2/18/08 ⁸²⁰² After 2/19/08

Passenger Cars & Light Trucks 2011 - 1996



Autolite XP^{®}**
IRIDIUM
ENHANCED
.6mm FINEWIRE

Autolite[®]
DOUBLE
PLATINUM

Autolite[®]
PLATINUM &
REVOLUTION HT[®]

Autolite[®]
COPPER
CORE

GAP
ÉNCARTEMIO
ESPACIO

Autolite[®]
GLOW
PLUGS

2006 HYUNDAI TRUCK (includes light trucks, vans, SUV's) *Santa Fe* (Cont'd)

V6-3.5L F/inj. (24V) DOHC (E)	XP3923	*APP3923	AP3923	3923	.044	
-------------------------------	--------	-----------------	--------	------	------	--

Tucson

4-2.0L F/inj. (16V) DOHC (B)	XP3923	*APP3923	AP3923	3923	.044	
V6-2.7L F/inj. (24V) DOHC (D)	*XP3924	APP3924	AP3924	3924	.044	

2005 *Santa Fe*

4-2.4L F/inj. (16V) DOHC CAN	XP64	*APP64	AP64	64	.044	
V6-2.7L F/inj. (24V) DOHC	XP3924	*APP3924	AP3924	3924	.044	
V6-3.5L F/inj. (24V) DOHC	XP3923	*APP3923	AP3923	3923	.044	

Tucson

4-2.0L F/inj. (16V) DOHC	XP3923	*APP3923	AP3923	3923	.044	
V6-2.7L F/inj. (24V) DOHC	*XP3924	APP3924	AP3924	3924	.044	

2004 *Santa Fe*

4-2.4L F/inj. (16V) DOHC	XP64	*APP64	AP64	64	.044	
V6-2.7L F/inj. (24V) DOHC	XP3924	*APP3924	AP3924	3924	.044	
V6-3.5L F/inj. (24V) DOHC	XP3923	*APP3923	AP3923	3923	.044	

2003 *Santa Fe*

4-2.4L F/inj. (16V) DOHC	XP64	*APP64	AP64	64	.044	
V6-2.7L F/inj. (24V) DOHC	XP3924	*APP3924	AP3924	3924	.044	
V6-3.5L F/inj. (24V) DOHC	XP3923	*APP3923	AP3923	3923	.044	

2002 *Santa Fe*

4-2.4L F/inj. (16V) DOHC	XP64	*APP64	AP64	64	.044	
V6-2.7L F/inj. (24V) DOHC	XP3924	*APP3924	AP3924	3924	.044	

2001 *Santa Fe*

4-2.4L F/inj. (16V) DOHC	XP64	*APP64	AP64	64	.044	
V6-2.7L F/inj. (24V) DOHC	XP3924	*APP3924	AP3924	3924	.044	

2011 INFINITI CAR

EX35

V6-3.5L F/inj. (24V) DOHC VQ35HR (A)		*APP5683			.044	
--------------------------------------	--	-----------------	--	--	------	--

G25

V6-2.5L F/inj. VQ25HR		*APP5683			.044	
-----------------------	--	-----------------	--	--	------	--

G37

V6-3.7L F/inj. VQ37VHR (C)		*APP5682			.044	
----------------------------	--	-----------------	--	--	------	--

M37

V6-3.7L F/inj. VQ37VHR (B)		*APP5682			.044	
----------------------------	--	-----------------	--	--	------	--

M56

V8-5.6L F/inj. VK56VDS (A)	*APP5683				.044	
----------------------------	-----------------	--	--	--	------	--

2010 *EX35*

V6-3.5L F/inj. VQ35HR (A)		*APP5683			.044	
---------------------------	--	-----------------	--	--	------	--

G37

V6-3.7L F/inj. VQ37VHR (C)		*APP5683			.044	
----------------------------	--	-----------------	--	--	------	--

M35

V6-3.5L F/inj. (24V) DOHC VQ35DE (A)		*APP5683			.044	
--------------------------------------	--	-----------------	--	--	------	--

M45

V8-4.5L F/inj. (32V) DOHC VK45DE		*APP5683			.044	
----------------------------------	--	-----------------	--	--	------	--

2009 *EX35*

V6-3.5L F/inj. VQ35HR (A)		*APP5683			.044	
---------------------------	--	-----------------	--	--	------	--

G37

V6-3.7L F/inj. VQ37VHR (C)		*APP5683			.044	
----------------------------	--	-----------------	--	--	------	--

M35

V6-3.5L F/inj. (24V) DOHC VQ35HR (B)		*APP5683			.044	
--------------------------------------	--	-----------------	--	--	------	--

***NOTE: O.E. Recommended Plug *REMARQUE : bouchon recommandé pour l'équipement d'origine *NOTA: Se recomienda conector del equipo original**

See Section 9 pour les remarques en français en bas de page. Ver Sección 9 para las páginas de notas de pie de página español.

Passenger Cars & Light Trucks 2011 - 1996

		Autolite XP^{®**} IRIDIUM ENHANCED .6mm FINEWIRE	Autolite[®] DOUBLE PLATINUM	Autolite[®] PLATINUM & REVOLUTION HT [®]	Autolite[®] COPPER CORE	GAP ÉNCARTEMENT ESPACIO	Autolite[®] GLOW PLUGS
---	---	--	---	---	---	-------------------------------	--

2009 INFINITI CAR (Cont'd)

M45							
V8-4.5L F/inj. (32V) DOHC VK45DE				<i>*APP5683</i>		.044	
2008 EX35							
V6-3.5L F/inj. VQ35HR (B)	XP5325			<i>*APP5325</i> ⁹⁵²⁴		.044	
G35							
V6-3.5L F/inj. (24V) DOHC VQ35HR (B)				<i>*APP5683</i>		.044	
G37							
V6-3.7L F/inj. (24V) DOHC VQ37VHR (C)				<i>*APP5682</i>		.044	
M35							
V6-3.5L F/inj. (24V) DOHC VQ35DE	XP5325			<i>*APP5325</i> ⁹⁵²⁴		.044	
M45							
V8-4.5L F/inj. (32V) DOHC VK45DE	XP5325			<i>*APP5325</i> ⁹⁵²⁴		.044	
V8-4.5L F/inj. (32V) DOHC VK45DE CAN							
2007 M35							
V6-3.5L F/inj. (24V) DOHC VQ35DE	XP5325			<i>*APP5325</i> ⁹⁵²⁴		.044	
M45							
V8-4.5L F/inj. (32V) DOHC VK45DE	XP5325			<i>*APP5325</i> ⁹⁵²⁴		.044	
2006 G35							
V6-3.5L F/inj. (24V) DOHC VQ35DE	XP5325			<i>*APP5325</i> ⁹⁵²⁴		.044	
M35							
V6-3.5L F/inj. (24V) DOHC VQ35DE	XP5325			<i>*APP5325</i> ⁹⁵²⁴		.044	
M45							
V8-4.5L F/inj. (32V) DOHC VK45DE	XP5325			<i>*APP5325</i> ⁹⁵²⁴		.044	
Q45							
V8-4.5L F/inj. (32V) DOHC VK45DE	XP5325			<i>*APP5325</i> ⁹⁵²⁴		.044	
2005 G35							
V6-3.5L F/inj. (24V) DOHC VQ35DE	XP5325			<i>*APP5325</i> ⁹⁵²⁴		.044	
I35							
V6-3.5L F/inj. (24V) DOHC VQ35DE	XP5325			<i>*APP5325</i> ⁹⁵²⁴		.044	
M45							
V8-4.5L F/inj. (32V) DOHC VK45DE	XP5325			<i>*APP5325</i> ⁹⁵²⁴		.044	
Q45							
V8-4.5L F/inj. (32V) DOHC VK45DE	XP5325			<i>*APP5325</i> ⁹⁵²⁴		.044	
2004 G35							
V6-3.5L F/inj. (24V) DOHC VQ35DE	XP5325			<i>*APP5325</i> ⁹⁵²⁴		.044	
I35							
V6-3.5L F/inj. (24V) DOHC VQ35DE	XP5325			<i>*APP5325</i> ⁹⁵²⁴		.044	
M45							
V8-4.5L F/inj. (32V) DOHC VK45DE	XP5325			<i>*APP5325</i> ⁹⁵²⁴		.044	
Q45							
V8-4.5L F/inj. (32V) DOHC VK45DE	XP5325			<i>*APP5325</i> ⁹⁵²⁴		.044	
2003 G35							
V6-3.5L F/inj. (24V) DOHC VQ35DE	XP5325			<i>*APP5325</i> ⁹⁵²⁴		.044	
I35							
V6-3.5L F/inj. (24V) DOHC VQ35DE	XP5325			<i>*APP5325</i> ⁹⁵²⁴		.044	
M45							
V8-4.5L F/inj. (32V) DOHC VK45DE	XP5325			<i>*APP5325</i> ⁹⁵²⁴		.044	
Q45							
V8-4.5L F/inj. (32V) DOHC VK45DE	XP5325			<i>*APP5325</i> ⁹⁵²⁴		.044	

***NOTE: O.E. Recommended Plug *REMARQUE : bouchon recommandé pour l'équipement d'origine *NOTA: Se recomienda conector del equipo original**

Se Section 9 pour les remarques en français en bas de page. Ver Seccion 9 para las páginas de notas de pie de página español.

⁹⁵²⁴ Fine wire

Passenger Cars & Light Trucks 2011 - 1996



Autolite XP^{®}**
IRIDIUM
ENHANCED
.6mm FINEWIRE

Autolite[®]
DOUBLE
PLATINUM

Autolite[®]
PLATINUM &
REVOLUTION HT[®]

Autolite[®]
COPPER
CORE

GAP
ÉCARTEMENT
ESPACIO

Autolite[®]
GLOW
PLUGS

INFINITI CAR (Cont'd)

2002 G20

4-2.0L F/inj. (16V) DOHC SR20DE	XP3924	*APP3924	AP3924	3924	.044	
---------------------------------	--------	----------	--------	------	------	--

G35

V6-3.5L F/inj. (24V) DOHC VQ35DE	XP5325	*APP5325 ⁹⁵²⁴			.044	
----------------------------------	--------	--------------------------	--	--	------	--

I35

V6-3.5L F/inj. (24V) DOHC VQ35DE	XP5325	*APP5325 ⁹⁵²⁴			.044	
----------------------------------	--------	--------------------------	--	--	------	--

Q45

V8-4.5L F/inj. (32V) DOHC VK45DE	XP5325	*APP5325 ⁹⁵²⁴			.044	
----------------------------------	--------	--------------------------	--	--	------	--

2001 G20

4-2.0L F/inj. (16V) DOHC SR20DE	XP3924	*APP3924	AP3924	3924	.044	
---------------------------------	--------	----------	--------	------	------	--

I30

V6-3.0L F/inj. (24V) DOHC VQ30DE	XP3924	*APP3924	AP3924	3924	.044	
----------------------------------	--------	----------	--------	------	------	--

Q45

V8-4.1L F/inj. (32V) DOHC VH41DE	XP3924	*APP3924	AP3924	3924	.044	
----------------------------------	--------	----------	--------	------	------	--

2000 G20

4-2.0L F/inj. (16V) DOHC SR20DE	XP3924	*APP3924	AP3924	3924	.044	
---------------------------------	--------	----------	--------	------	------	--

I30

V6-3.0L F/inj. (24V) DOHC VQ30DE	XP3924	*APP3924	AP3924	3924	.044	
----------------------------------	--------	----------	--------	------	------	--

Q45

V8-4.1L F/inj. (32V) DOHC VH41DE	XP3924	*APP3924	AP3924	3924	.044	
----------------------------------	--------	----------	--------	------	------	--

1999 G20

4-2.0L F/inj. (16V) DOHC SR20DE	XP3924	*APP3924	AP3924	3924	.044	
---------------------------------	--------	----------	--------	------	------	--

I30

V6-3.0L F/inj. (24V) DOHC VQ30DE	XP3924	*APP3924	AP3924	3924	.044	
----------------------------------	--------	----------	--------	------	------	--

Q45

V8-4.1L F/inj. (32V) DOHC VH41DE	XP3924	*APP3924	AP3924	3924	.044	
----------------------------------	--------	----------	--------	------	------	--

1998 I30

V6-3.0L F/inj. (24V) DOHC VQ30DE	XP3924	*APP3924	AP3924	3924	.044	
----------------------------------	--------	----------	--------	------	------	--

Q45

V8-4.1L F/inj. (32V) DOHC VH41DE	XP3924	*APP3924	AP3924	3924	.044	
----------------------------------	--------	----------	--------	------	------	--

1997 I30

V6-3.0L F/inj. (24V) DOHC VQ30DE	XP3924	*APP3924	AP3924	3924	.044	
----------------------------------	--------	----------	--------	------	------	--

J30

V6-3.0L F/inj. (24V) DOHC VG30DE	XP3924	*APP3924	AP3924	3924	.044	
----------------------------------	--------	----------	--------	------	------	--

Q45

V8-4.1L F/inj. (32V) DOHC VH41DE	XP3924	*APP3924	AP3924	3924	.044	
----------------------------------	--------	----------	--------	------	------	--

1996 G20

4-2.0L F/inj. (16V) DOHC SR20DE	XP3924	*APP3924	AP3924	3924	.044	
---------------------------------	--------	----------	--------	------	------	--

I30

V6-3.0L F/inj. (24V) DOHC VQ30DE	XP3924	*APP3924	AP3924	3924	.044	
----------------------------------	--------	----------	--------	------	------	--

J30

V6-3.0L F/inj. (24V) DOHC VG30DE	XP3924	*APP3924	AP3924	3924	.044	
----------------------------------	--------	----------	--------	------	------	--

Q45

V8-4.5L F/inj. (32V) DOHC VH45DE	XP3924	*APP3924	AP3924	3924	.044	
----------------------------------	--------	----------	--------	------	------	--

2011 INFINITI TRUCK (includes light trucks, vans, SUV's)

FX35

V6-3.5L F/inj. VQ35HR (A)		*APP5683			.044	
---------------------------	--	----------	--	--	------	--

FX50

V8-5.0L F/inj. VK50VE (B)		*APP5683			.044	
---------------------------	--	----------	--	--	------	--

*NOTE: O.E. Recommended Plug *REMARQUE : bouchon recommandé pour l'équipement d'origine *NOTA: Se recomienda conector del equipo original

Se Section 9 pour les remarques en français en bas de page. Ver Sección 9 para las páginas de notas de pie de página español.

⁹⁵²⁴ Fine wire

Passenger Cars & Light Trucks 2011 - 1996

		Autolite XP^{®**} IRIDIUM ENHANCED .6mm FINEWIRE	Autolite[®] DOUBLE PLATINUM	Autolite[®] PLATINUM & REVOLUTION HT [®]	Autolite[®] COPPER CORE	GAP ÉCARTEMENT ESPACIO	Autolite[®] GLOW PLUGS
---	---	--	---	---	---	------------------------------	--

2011 INFINITI TRUCK (includes light trucks, vans, SUV's) (Cont'd)

QX56							
V8-5.6L F/inj. (32V) DOHC VK56DE			*APP5683			.044	
2010 FX35							
V6-3.5L F/inj. VQ35HR (A)			*APP5683			.044	
FX50							
V8-5.0L F/inj. VK50VE (B)			*APP5683			.044	
QX56							
V8-5.6L F/inj. (32V) DOHC VK56DE		*XP5325	APP5325			.044	
2009 FX35							
V6-3.5L F/inj. (24V) DOHC VQ35DE			*APP5683			.044	
FX50							
V8-5.0L F/inj. VK50VE (B)			*APP5683			.044	
QX56							
V8-5.6L F/inj. (32V) DOHC VK56DE		*XP5325	APP5325			.044	
2008 FX35							
V6-3.5L F/inj. (24V) DOHC VQ35DE	XP5325		*APP5325 ⁹⁵²⁴			.044	
FX45							
V8-4.5L F/inj. (32V) DOHC VK45DE	XP5325		*APP5325 ⁹⁵²⁴			.044	
QX56							
V8-5.6L F/inj. (32V) DOHC VK56DE	XP5325		*APP5325 ⁹⁵²⁴			.044	
2007 FX35							
V6-3.5L F/inj. (24V) DOHC VQ35DE	XP5325		*APP5325 ⁹⁵²⁴			.044	
FX45							
V8-4.5L F/inj. (32V) DOHC VK45DE	XP5325		*APP5325 ⁹⁵²⁴			.044	
QX56							
V8-5.6L F/inj. (32V) DOHC VK56DE	XP5325		*APP5325 ⁹⁵²⁴			.044	
2006 FX35							
V6-3.5L F/inj. (24V) DOHC VQ35DE	XP5325		*APP5325 ⁹⁵²⁴			.044	
FX45							
V8-4.5L F/inj. (32V) DOHC VK45DE	XP5325		*APP5325 ⁹⁵²⁴			.044	
QX56							
V8-5.6L F/inj. (32V) DOHC VK56DE	XP5325		*APP5325 ⁹⁵²⁴			.044	
2005 FX35							
V6-3.5L F/inj. (24V) DOHC VQ35DE	XP5325		*APP5325 ⁹⁵²⁴			.044	
FX45							
V8-4.5L F/inj. (32V) DOHC VK45DE	XP5325		*APP5325 ⁹⁵²⁴			.044	
QX56							
V8-5.6L F/inj. (32V) DOHC VK56DE	XP5325		*APP5325 ⁹⁵²⁴			.044	
2004 FX35							
V6-3.5L F/inj. (24V) DOHC VQ35DE	XP5325		*APP5325 ⁹⁵²⁴			.044	
FX45							
V8-4.5L F/inj. (32V) DOHC VK45DE	XP5325		*APP5325 ⁹⁵²⁴			.044	
QX56							
V8-5.6L F/inj. (32V) DOHC	XP5325		*APP5325 ⁹⁵²⁴			.044	
2003 FX35							
V6-3.5L F/inj. (24V) DOHC VQ35DE	XP5325		*APP5325 ⁹⁵²⁴			.044	
FX45							
V8-4.5L F/inj. (32V) DOHC VK45DE	XP5325		*APP5325 ⁹⁵²⁴			.044	
QX4							
V6-3.5L F/inj. (24V) DOHC VQ35DE	XP5325		*APP5325 ⁹⁵²⁴			.044	

***NOTE: O.E. Recommended Plug *REMARQUE : bouchon recommandé pour l'équipement d'origine *NOTA: Se recomienda conector del equipo original**

Se Section 9 pour les remarques en français en bas de page. Ver Sección 9 para las páginas de notas de pie de página español.

⁹⁵²⁴ Fine wire

Passenger Cars & Light Trucks 2011 - 1996



Autolite XP^{®}**
IRIDIUM
ENHANCED
.6mm FINEWIRE

Autolite[®]
DOUBLE
PLATINUM

Autolite[®]
PLATINUM &
REVOLUTION HT[®]

Autolite[®]
COPPER
CORE

GAP
ÉNCARTEMIO
ESPACIO

Autolite[®]
GLOW
PLUGS

INFINITI TRUCK (includes light trucks, vans, SUV's) (Cont'd)

2002 QX4

V6-3.5L F/inj. (24V) DOHC VQ35DE	XP5325	*APP5325 ⁹⁵²⁴			.044	
----------------------------------	--------	--------------------------	--	--	------	--

2001 QX4

V6-3.5L F/inj. (24V) DOHC VQ35DE	XP5325	*APP5325 ⁹⁵²⁴			.044	
----------------------------------	--------	--------------------------	--	--	------	--

2000 QX4

V6-3.3L F/inj. SOHC VG33E	XP3924	*APP3924	AP3924	3924	.040	
---------------------------	--------	----------	--------	------	------	--

1999 QX4

V6-3.3L F/inj. SOHC VG33E	XP3924	*APP3924	AP3924	3924	.040	
---------------------------	--------	----------	--------	------	------	--

1998 QX4

V6-3.3L F/inj. SOHC VG33E	XP3924	APP3924	AP3924	*3924	.044	
---------------------------	--------	---------	--------	-------	------	--

1997 QX4

V6-3.3L F/inj. SOHC VG33E	XP3924	APP3924	AP3924	*3924	.044	
---------------------------	--------	---------	--------	-------	------	--

2009 ISUZU TRUCK (includes light trucks, vans, SUV's)

Ascender

6-4.2L F/inj. (24V) DOHC LL8 (S)	*XP5263	APP5263	AP5263		.044	
----------------------------------	---------	---------	--------	--	------	--

i-290

4-2.9L F/inj. (16V) DOHC LLV (9)	*XP5263	APP5263	AP5263		.044	
----------------------------------	---------	---------	--------	--	------	--

i-370

5-3.7L F/inj. (20V) DOHC LLR (E)	*XP5263	APP5263	AP5263		.044	
----------------------------------	---------	---------	--------	--	------	--

2008 Ascender

6-4.2L F/inj. (24V) DOHC LL8 (S)	*XP5263	APP5263	AP5263		.044	
----------------------------------	---------	---------	--------	--	------	--

i-290

4-2.9L F/inj. (16V) DOHC LLV (9)	*XP5263	APP5263	AP5263		.044	
----------------------------------	---------	---------	--------	--	------	--

i-370

5-3.7L F/inj. (20V) DOHC LLR (E)	*XP5263	APP5263	AP5263		.044	
----------------------------------	---------	---------	--------	--	------	--

2007 Ascender

6-4.2L F/inj. (24V) DOHC (S)	*XP5263	APP5263	AP5263		.044	
------------------------------	---------	---------	--------	--	------	--

V8-5.3L F/inj. (M)	*XP5245	APP5245	AP5245	5245	.044	
--------------------	---------	---------	--------	------	------	--

i-290

4-2.9L F/inj. (16V) DOHC LLV (9)	*XP5263	APP5263	AP5263		.044	
----------------------------------	---------	---------	--------	--	------	--

i-370

5-3.7L F/inj. (20V) DOHC LLR (E)	*XP5263	APP5263	AP5263		.044	
----------------------------------	---------	---------	--------	--	------	--

2006 Ascender

6-4.2L F/inj. (24V) DOHC (S)	XP5263	*APP5263 ⁹⁵²⁴	AP5263		.044	
------------------------------	--------	--------------------------	--------	--	------	--

V8-5.3L F/inj. (M)	XP5245	*APP5245	AP5245	5245	.044	
--------------------	--------	----------	--------	------	------	--

i-280

4-2.8L F/inj. (16V) (8)	XP5263	*APP5263 ⁹⁵²⁴	AP5263		.044	
-------------------------	--------	--------------------------	--------	--	------	--

i-350

5-3.5L F/inj. (20V) DOHC VORTEC (6)	XP5263	*APP5263 ⁹⁵²⁴	AP5263		.044	
-------------------------------------	--------	--------------------------	--------	--	------	--

2005 Ascender

6-4.2L F/inj. (24V) DOHC (S)	XP5263	*APP5263 ⁹⁵²⁴	AP5263		.044	
------------------------------	--------	--------------------------	--------	--	------	--

V8-5.3L F/inj. (M)	XP5245	*APP5245	AP5245	5245	.042	
--------------------	--------	----------	--------	------	------	--

2004 Ascender

6-4.2L F/inj. (24V) DOHC (S)	XP5263	*APP5263 ⁹⁵²⁴	AP5263		.044	
------------------------------	--------	--------------------------	--------	--	------	--

V8-5.3L F/inj. OHV (P)	XP5245	*APP5245	AP5245	5245	.042	
------------------------	--------	----------	--------	------	------	--

Rodeo

V6-3.2L F/inj. (24V) DOHC 6VD1 (W)	XP3924	*APP3924	AP3924	3924	.042	
------------------------------------	--------	----------	--------	------	------	--

*NOTE: O.E. Recommended Plug *REMARQUE : bouchon recommandé pour l'équipement d'origine *NOTA: Se recomienda conector del equipo original

Se Section 9 pour les remarques en français en bas de page. Ver Seccion 9 para las páginas de notas de pie de página español.

⁹⁵²⁴ Fine wire

Passenger Cars & Light Trucks 2011 - 1996



Autolite XP^{®}**
IRIDIUM
ENHANCED
.6mm FINEWIRE

Autolite[®]
DOUBLE
PLATINUM

Autolite[®]
PLATINUM &
REVOLUTION HT[®]

Autolite[®]
COPPER
CORE

GAP
ÉNCARTEMENT
ESPACIO

Autolite[®]
GLOW
PLUGS

ISUZU TRUCK (includes light trucks, vans, SUV's) (Cont'd)

2003 Ascender

6-4.2L F/inj. (24V) DOHC (S)	XP5263	*APP5263 ⁹⁵²⁴	AP5263		.044	
V8-5.3L F/inj. OHV (P)	XP5245	*APP5245	AP5245	5245	.042	

Axiom

V6-3.5L F/inj. (24V) DOHC 6VE1	XP3924	*APP3924	AP3924	3924	.042	
--------------------------------	--------	----------	--------	------	------	--

Rodeo

4-2.2L F/inj. (16V) DOHC X22SE (D) V6-3.2L F/inj. (24V) DOHC 6VD1 (W)	XP3924	*APP3924	AP3924	3924	.042	
--	--------	----------	--------	------	------	--

Trooper

V6-3.5L F/inj. (24V) DOHC 6VE1	XP3924	*APP3924	AP3924	3924	.042	
--------------------------------	--------	----------	--------	------	------	--

2002 Axiom

V6-3.5L F/inj. (24V) DOHC 6VE1	XP3924	*APP3924	AP3924	3924	.042	
--------------------------------	--------	----------	--------	------	------	--

Rodeo

4-2.2L F/inj. (16V) DOHC X22SE (D) V6-3.2L F/inj. (24V) DOHC 6VD1 (W)	XP3924	*APP3924	AP3924	3924	.042	
--	--------	----------	--------	------	------	--

Trooper

V6-3.5L F/inj. (24V) DOHC 6VE1	XP3924	*APP3924	AP3924	3924	.042	
--------------------------------	--------	----------	--------	------	------	--

2001 Axiom

V6-3.5L F/inj. (24V) DOHC 6VE1	XP3924	*APP3924	AP3924	3924	.042	
--------------------------------	--------	----------	--------	------	------	--

Oasis

4-2.3L F/inj. SOHC V-Tec	XP5224	APP5224	AP5224	*5224	.044	
--------------------------	--------	---------	--------	-------	------	--

Rodeo

4-2.2L F/inj. (16V) DOHC X22SE (D) V6-3.2L F/inj. (24V) DOHC 6VD1 (W)	XP3924	*APP3924	AP3924	3924	.042	
--	--------	----------	--------	------	------	--

Trooper

V6-3.5L F/inj. (24V) DOHC 6VE1	XP3924	*APP3924	AP3924	3924	.042	
--------------------------------	--------	----------	--------	------	------	--

VehiCross

V6-3.5L F/inj. (24V) DOHC 6VE1	XP3924	*APP3924	AP3924	3924	.042	
--------------------------------	--------	----------	--------	------	------	--

2000 Amigo

4-2.2L F/inj. (16V) DOHC X22SE V6-3.2L F/inj. (24V) DOHC 6VD1	XP3924	*APP3924	AP3924	3924	.042	
--	--------	----------	--------	------	------	--

Hombre

4-2.2L F/inj. (4)	XP104	*APP104 ⁹⁵²⁴	AP104	104	.045	
V6-4.3L F/inj. (W)	XP605	*APP605 ⁹⁵²⁴	AP605	605	.060	

Oasis

4-2.3L F/inj. SOHC V-Tec	XP5224	APP5224	AP5224	*5224	.044	
--------------------------	--------	---------	--------	-------	------	--

Rodeo

4-2.2L F/inj. (16V) DOHC X22SE (D) V6-3.2L F/inj. (24V) DOHC 6VD1 (W)	XP3924	*APP3924	AP3924	3924	.042	
--	--------	----------	--------	------	------	--

Trooper

V6-3.5L F/inj. (24V) DOHC 6VE1	XP3924	*APP3924	AP3924	3924	.042	
--------------------------------	--------	----------	--------	------	------	--

VehiCross

V6-3.5L F/inj. (24V) DOHC 6VE1	XP3924	*APP3924	AP3924	3924	.044	
--------------------------------	--------	----------	--------	------	------	--

1999 Amigo

4-2.2L F/inj. (16V) DOHC X22SE V6-3.2L F/inj. (24V) DOHC 6VD1	XP3924	*APP3924	AP3924	3924	.042	
--	--------	----------	--------	------	------	--

Hombre

4-2.2L F/inj. (4)	XP104	*APP104 ⁹⁵²⁴	AP104	104	.045	
V6-4.3L F/inj. (W) V6-4.3L F/inj. (X)	XP605	*APP605 ⁹⁵²⁴	AP605	605	.060	

Oasis

4-2.3L F/inj. SOHC V-Tec	XP5224	APP5224	AP5224	*5224	.044	
--------------------------	--------	---------	--------	-------	------	--

*NOTE: O.E. Recommended Plug *REMARQUE : bouchon recommandé pour l'équipement d'origine *NOTA: Se recomienda conector del equipo original

Se Section 9 pour les remarques en français en bas de page. Ver Sección 9 para las páginas de notas de pie de página español.

⁹⁵²⁴ Fine wire

ISUZU TRUCK

Passenger Cars & Light Trucks 2011 - 1996



Autolite XP^{®}**
IRIDIUM
ENHANCED
.6mm FINEWIRE

Autolite[®]
DOUBLE
PLATINUM

Autolite[®]
PLATINUM &
REVOLUTION HT[®]

Autolite[®]
COPPER
CORE

GAP
ÉCARTEMENT
ESPACIO

Autolite[®]
GLOW
PLUGS

1999 ISUZU TRUCK (includes light trucks, vans, SUV's) (Cont'd)

Rodeo						
4-2.2L F/inj. (16V) DOHC X22SE (D) V6-3.2L F/inj. (24V) DOHC 6VD1 (W)	XP3924	*APP3924	AP3924	3924	.042	
Trooper						
V6-3.5L F/inj. (24V) DOHC 6VE1 (X)	XP3924	*APP3924	AP3924	3924	.042	
VehiCross						
V6-3.5L F/inj. (24V) DOHC 6VE1 (X)	XP3924	*APP3924	AP3924	3924	.044	
1998 Amigo						
4-2.2L F/inj. (16V) DOHC X22SE V6-3.2L F/inj. (24V) DOHC 6VD1	XP3924	*APP3924	AP3924	3924	.044	
Hombre						
4-2.2L F/inj. (4)	XP104	*APP104 ⁹⁵²⁴	AP104	104	.045	
V6-4.3L F/inj. (X)	XP605	*APP605 ⁹⁵²⁴	AP605	605	.060	
Oasis						
4-2.3L F/inj. SOHC V-Tec	XP5224	APP5224	AP5224	*5224	.044	
Rodeo						
4-2.2L F/inj. (16V) DOHC X22SE (D) V6-3.2L F/inj. (24V) DOHC 6VD1 (W)	XP3924	*APP3924	AP3924	3924	.042	
Trooper						
V6-3.5L F/inj. (24V) DOHC 6VE1 (X)	XP3924	*APP3924	AP3924	3924	.042	
1997 Hombre						
4-2.2L F/inj. (4)	XP5245	APP5245	AP5245	*5245	.045	
V6-4.3L F/inj. (X)	XP605	*APP605 ⁹⁵²⁴	AP605	605	.060	
Oasis						
4-2.2L F/inj. SOHC	XP5224	APP5224	AP5224	*5224	.044	
Rodeo						
4-2.6L F/inj. 4ZE1 (E)	XP64	APP64	AP64	*64	.042	
V6-3.2L F/inj. SOHC 6VD1 (V)	XP3924	*APP3924	AP3924	3924	.042	
Trooper						
V6-3.2L F/inj. (24V) DOHC 6VD1 (W) V6-3.2L F/inj. SOHC 6VD1 (V)	XP3924	*APP3924	AP3924	3924	.042	
1996 Hombre						
4-2.2L F/inj. (4)	XP5245	APP5245	AP5245	*5245	.060	
V6-4.3L F/inj.	XP605	*APP605 ⁹⁵²⁴	AP605	605	.060	
Oasis						
4-2.2L F/inj. SOHC	XP5224	APP5224	AP5224	*5224	.044	
Rodeo						
4-2.6L F/inj. 4ZE1	XP64	APP64	AP64	*64	.042	
V6-3.2L F/inj. SOHC 6VD1 (V)	XP3924	*APP3924	AP3924	3924	.042	
Trooper						
V6-3.2L F/inj. SOHC 6VD1 (V)	XP3924	*APP3924	AP3924	3924	.050	
2010 JAGUAR CAR						
XF, XFR						
V8-4.2L F/inj. (32V) DOHC V8-4.2L F/inj. (32V) DOHC SC	*XP3924	APP3924	AP3924	3924	.050	
2009 Super V8						
V8-4.2L F/inj. (32V) DOHC SC (C)	*XP3924	APP3924	AP3924	3924	.050	
Vanden Plas						
V8-4.2L D.I. (32V) DOHC (B)	*XP3924	APP3924	AP3924	3924	.040	
XF						
V8-4.2L F/inj. (32V) DOHC	*XP3924	APP3924	AP3924	3924	.040	

***NOTE: O.E. Recommended Plug *REMARQUE : bouchon recommandé pour l'équipement d'origine *NOTA: Se recomienda conector del equipo original**

Se Section 9 pour les remarques en français en bas de page. Ver Seccion 9 para las páginas de notas de pie de página español.

⁹⁵²⁴ Fine wire

Passenger Cars & Light Trucks 2011 - 1996



Autolite XP^{®}**
IRIDIUM
ENHANCED
.6mm FINEWIRE

Autolite[®]
DOUBLE
PLATINUM

Autolite[®]
PLATINUM &
REVOLUTION HT[®]

Autolite[®]
COPPER
CORE

GAP
ÉNCARTEMENT
ESPACIO

Autolite[®]
GLOW
PLUGS

2009 JAGUAR CAR XF (Cont'd)

V8-4.2L F/inj. (32V) DOHC SC	*XP3924	APP3924	AP3924	3924	.050	
XJ8, XJ8L, XJ Sport						
V8-4.2L D.I. (32V) DOHC (B)	*XP3924	APP3924	AP3924	3924	.040	
XJR						
V8-4.2L F/inj. (32V) DOHC SC (C)	*XP3924	APP3924	AP3924	3924	.050	
XK						
V8-4.2L F/inj. (32V) DOHC (B)	*XP3924	APP3924	AP3924	3924	.040	
XKR						
V8-4.2L F/inj. (32V) DOHC SC (C)	*XP3924	APP3924	AP3924	3924	.050	

2008 S Type, R

V6-2.5L F/inj. (24V) DOHC	XP103	APP103	*AP103⁹⁵²⁴	103	.054	
V6-3.0L F/inj. (24V) DOHC (A)						
V8-4.2L D.I. (32V) DOHC (B)	*XP3924	APP3924	AP3924	3924	.040	
V8-4.2L F/inj. (32V) DOHC SC (C)	*XP3924	APP3924	AP3924	3924	.050	

Super V8

V8-4.2L F/inj. (32V) DOHC SC (C)	*XP3924	APP3924	AP3924	3924	.050	
----------------------------------	----------------	---------	--------	------	------	--

Vanden Plas

V8-4.2L D.I. (32V) DOHC (B)	*XP3924	APP3924	AP3924	3924	.040	
-----------------------------	----------------	---------	--------	------	------	--

XJ8, XJ8L, XJ Sport

V8-4.2L D.I. (32V) DOHC (B)	*XP3924	APP3924	AP3924	3924	.040	
-----------------------------	----------------	---------	--------	------	------	--

XJR

V8-4.2L F/inj. (32V) DOHC SC (C)	*XP3924	APP3924	AP3924	3924	.050	
----------------------------------	----------------	---------	--------	------	------	--

XK

V8-4.2L F/inj. (32V) DOHC (B)	*XP3924	APP3924	AP3924	3924	.040	
-------------------------------	----------------	---------	--------	------	------	--

XKR

V8-4.2L F/inj. (32V) DOHC SC (C)	*XP3924	APP3924	AP3924	3924	.050	
----------------------------------	----------------	---------	--------	------	------	--

X-Type, Sportwagon

V6-3.0L F/inj. (24V) DOHC (A)	XP103	APP103	*AP103⁹⁵²⁴	103	.050	
-------------------------------	-------	--------	------------------------------	-----	------	--

2007 S Type, R

V6-3.0L F/inj. (24V) DOHC	XP103	APP103	*AP103⁹⁵²⁴	103	.050	
V8-4.2L D.I. (32V) DOHC	XP3924	*APP3924	AP3924	3924	.040	
V8-4.2L F/inj. (32V) DOHC SC (C)	XP3924	*APP3924	AP3924	3924	.050	

Super V8

V8-4.2L F/inj. (32V) DOHC SC	XP3924	*APP3924	AP3924	3924	.050	
------------------------------	--------	-----------------	--------	------	------	--

Vanden Plas

V8-4.2L D.I. (32V) DOHC	XP3924	*APP3924	AP3924	3924	.040	
-------------------------	--------	-----------------	--------	------	------	--

XJ8, XJ8L, XJ Sport

V8-4.2L D.I. (32V) DOHC	XP3924	*APP3924	AP3924	3924	.050	
-------------------------	--------	-----------------	--------	------	------	--

XJR

V8-4.2L F/inj. (32V) DOHC SC (C)	XP3924	*APP3924	AP3924	3924	.050	
----------------------------------	--------	-----------------	--------	------	------	--

XK

V8-4.2L F/inj. (32V) DOHC (B)	XP3924	*APP3924	AP3924	3924	.040	
-------------------------------	--------	-----------------	--------	------	------	--

XKR

V8-4.2L F/inj. (32V) DOHC SC (C)	XP3924	*APP3924	AP3924	3924	.050	
----------------------------------	--------	-----------------	--------	------	------	--

X-Type, Sportwagon

V6-3.0L F/inj. (24V) DOHC (A)	XP103	APP103	*AP103⁹⁵²⁴	103	.050	
-------------------------------	-------	--------	------------------------------	-----	------	--

2006 S Type, R

V6-3.0L F/inj. (24V) DOHC	XP103	APP103	*AP103⁹⁵²⁴	103	.050	
V8-4.2L D.I. (32V) DOHC	XP3924	*APP3924	AP3924	3924	.040	
V8-4.2L F/inj. (32V) DOHC SC (V)	XP3923	*APP3923	AP3923	3923	.050	

***NOTE: O.E. Recommended Plug *REMARQUE : bouchon recommandé pour l'équipement d'origine *NOTA: Se recomienda conector del equipo original**

Se Section 9 pour les remarques en français en bas de page. Ver Sección 9 para las páginas de notas de pie de página español.

⁹⁵²⁴ Fine wire

Passenger Cars & Light Trucks 2011 - 1996



Autolite XP^{®}**
IRIDIUM
ENHANCED
.6mm FINEWIRE

Autolite[®]
DOUBLE
PLATINUM

Autolite[®]
PLATINUM &
REVOLUTION HT[®]

Autolite[®]
COPPER
CORE

GAP
ÉNCARTEMENT
ESPACIO

Autolite[®]
GLOW
PLUGS

2006 JAGUAR CAR (Cont'd)

<i>Super V8</i>						
V8-4.2L F/inj. (32V) DOHC SC	XP3923	*APP3923	AP3923	3923	.050	
<i>Vanden Plas</i>						
V8-4.2L D.I. (32V) DOHC	XP3924	*APP3924	AP3924	3924	.040	
<i>XJ8, XJ8L, XJ Sport</i>						
V8-4.2L D.I. (32V) DOHC	XP3924	*APP3924	AP3924	3924	.050	
<i>XJR</i>						
V8-4.2L F/inj. (32V) DOHC SC (C)	XP3923	*APP3923	AP3923	3923	.050	
<i>XK-8</i>						
V8-4.2L F/inj. (32V) DOHC (C)	XP3924	*APP3924	AP3924	3924	.040	
<i>XKR</i>						
V8-4.2L F/inj. (32V) DOHC SC (B)	XP3923	*APP3923	AP3923	3923	.050	
<i>X-Type, Sportwagon</i>						
V6-3.0L F/inj. (24V) DOHC (C)	XP103	APP103	*AP103 ⁹⁵²⁴	103	.050	

2005 S Type, R

V6-3.0L F/inj. (24V) DOHC (T)	XP103	APP103	*AP103 ⁹⁵²⁴	103	.050	
V8-4.2L D.I. (32V) DOHC	*XP3924	APP3924	AP3924	3924	.040	
V8-4.2L F/inj. (32V) DOHC SC (V)	XP3923	*APP3923	AP3923	3923	.050	
<i>Super V8</i>						
V8-4.2L F/inj. (32V) DOHC SC	XP3923	*APP3923	AP3923	3923	.050	
<i>Vanden Plas</i>						
V8-4.2L D.I. (32V) DOHC	XP3924	*APP3924	AP3924	3924	.050	
<i>XJ8, XJ8L, XJ Sport</i>						
V8-4.2L D.I. (32V) DOHC	XP3924	*APP3924	AP3924	3924	.050	
<i>XJR, XJ Super V8</i>						
V8-4.2L F/inj. (32V) DOHC SC (C)	XP3923	*APP3923	AP3923	3923	.050	
<i>XK-8</i>						
V8-4.2L F/inj. (32V) DOHC (C)	*XP3924	APP3924	AP3924	3924	.040	
<i>XKR</i>						
V8-4.2L F/inj. (32V) DOHC SC (B)	XP3923	*APP3923	AP3923	3923	.050	
<i>X-Type, Sportwagon</i>						
V6-2.5L F/inj. (24V) DOHC (D) V6-3.0L F/inj. (24V) DOHC (C)	XP103	APP103	*AP103 ⁹⁵²⁴	103	.050	

2004 S Type, R

V6-3.0L F/inj. (24V) DOHC (T)	XP103	APP103	*AP103 ⁹⁵²⁴	103	.050	
V8-4.2L D.I. (32V) DOHC	*XP3924	APP3924	AP3924	3924	.040	
V8-4.2L F/inj. (32V) DOHC SC (C)	XP3923	*APP3923	AP3923	3923	.050	
<i>Vanden Plas</i>						
V8-4.2L D.I. (32V) DOHC	XP3924	*APP3924	AP3924	3924	.050	
<i>XJ8, XJ Sport</i>						
V8-4.2L D.I. (32V) DOHC	XP3924	*APP3924	AP3924	3924	.050	
<i>XJR, XJ Super V8</i>						
V8-4.2L F/inj. (32V) DOHC SC (C)	XP3923	*APP3923	AP3923	3923	.050	
<i>XK-8</i>						
V8-4.2L F/inj. (32V) DOHC (C)	*XP3924	APP3924	AP3924	3924	.040	
<i>XKR</i>						
V8-4.2L F/inj. (32V) DOHC SC (B)	XP3923	*APP3923	AP3923	3923	.050	
<i>X-Type</i>						
V6-2.5L F/inj. (24V) DOHC (D) V6-3.0L F/inj. (24V) DOHC (F)	XP103	APP103	*AP103 ⁹⁵²⁴	103	.050	

2003 S Type, R

V6-3.0L F/inj. (24V) DOHC (T)	XP103	APP103	*AP103 ⁹⁵²⁴	103	.050	
-------------------------------	-------	--------	-------------------------------	-----	------	--

***NOTE: O.E. Recommended Plug *REMARQUE : bouchon recommandé pour l'équipement d'origine *NOTA: Se recomienda conector del equipo original**

See Section 9 pour les remarques en français en bas de page. Ver Sección 9 para las páginas de notas de pie de página español.

⁹⁵²⁴ Fine wire

Passenger Cars & Light Trucks 2011 - 1996



Autolite XP^{®}**
IRIDIUM
ENHANCED
.6mm FINEWIRE

Autolite[®]
DOUBLE
PLATINUM

Autolite[®]
PLATINUM &
REVOLUTION HT[®]

Autolite[®]
COPPER
CORE

GAP
ÉCARTEMENT
ESPACIO

Autolite[®]
GLOW
PLUGS

2003 JAGUAR CAR S Type, R (Cont'd)

V8-4.2L D.I. (32V) DOHC	*XP3924	APP3924	AP3924	3924	.040	
V8-4.2L F/inj. (32V) DOHC SC (C)	XP3923	*APP3923	AP3923	3923	.050	
Vanden Plas						
V8-4.0L F/inj. (32V) DOHC (2)	XP3924	*APP3924	AP3924	3924	.050	
V8-4.0L F/inj. (32V) DOHC SC (8)	XP3923	*APP3923	AP3923	3923	.050	
XJ8, XJ Sport						
V8-4.0L F/inj. (32V) DOHC (C)	XP3924	*APP3924	AP3924	3924	.050	
XJR, XJ Super V8						
V8-4.0L F/inj. (32V) DOHC SC (8)	XP3923	*APP3923	AP3923	3923	.050	
XK-8						
V8-4.2L F/inj. (32V) DOHC (C)	*XP3924	APP3924	AP3924	3924	.040	
XKR						
V8-4.2L F/inj. (32V) DOHC SC (B)	XP3923	*APP3923	AP3923	3923	.050	
X-Type						
V6-2.5L F/inj. (24V) DOHC (D)	XP103	APP103	*AP103 ⁹⁵²⁴	103	.050	
V6-3.0L F/inj. (24V) DOHC (F)						

2002 S-Type

V6-3.0L F/inj. (24V) DOHC (F)	XP605	APP605	*AP605 ⁹⁵²⁴	605	.050	
V8-4.0L F/inj. (32V) DOHC (G)	XP3924	*APP3924	AP3924	3924	.050	
Vanden Plas						
V8-4.0L F/inj. (32V) DOHC (2)	XP3924	*APP3924	AP3924	3924	.050	
V8-4.0L F/inj. (32V) DOHC SC (8)	XP3923	*APP3923	AP3923	3923	.050	
XJ8, XJ8L						
V8-4.0L F/inj. (32V) DOHC (2)	XP3924	*APP3924	AP3924	3924	.050	
V8-4.0L F/inj. (32V) DOHC SC (8)	XP3923	*APP3923	AP3923	3923	.050	
XJR-S						
V8-4.0L F/inj. (32V) DOHC SC (8)	XP3923	*APP3923	AP3923	3923	.050	
XK-8						
V8-4.0L F/inj. (32V) DOHC (2)	XP3924	*APP3924	AP3924	3924	.050	
V8-4.0L F/inj. (32V) DOHC SC (8)	XP3923	*APP3923	AP3923	3923	.050	
XKR						
V8-4.0L F/inj. (32V) DOHC SC (8)	XP3923	*APP3923	AP3923	3923	.050	
X-Type						
V6-2.5L F/inj. (24V) DOHC (D)	XP605	APP605	*AP605 ⁹⁵²⁴	605	.050	
V6-3.0L F/inj. (24V) DOHC (F)						

2001 S-Type

V6-3.0L F/inj. (24V) DOHC (F)	XP605	APP605	*AP605 ⁹⁵²⁴	605	.050	
V8-4.0L F/inj. (32V) DOHC (G)	XP3924	*APP3924	AP3924	3924	.050	
Vanden Plas						
V8-4.0L F/inj. (32V) DOHC (2)	XP3924	*APP3924	AP3924	3924	.050	
V8-4.0L F/inj. (32V) DOHC SC (8)	XP3923	*APP3923	AP3923	3923	.050	
XJ8						
V8-4.0L F/inj. (32V) DOHC (2)	XP3924	*APP3924	AP3924	3924	.050	
V8-4.0L F/inj. (32V) DOHC SC (8)	XP3923	*APP3923	AP3923	3923	.050	
XJR						
V8-4.0L F/inj. (32V) DOHC SC (8)	XP3923	*APP3923	AP3923	3923	.050	
XK-8						
V8-4.0L F/inj. (32V) DOHC (2)	XP3924	*APP3924	AP3924	3924	.050	
XKR						
V8-4.0L F/inj. (32V) DOHC SC (8)	XP3923	*APP3923	AP3923	3923	.050	

2000 S-Type

V6-3.0L F/inj. (24V) DOHC (F)	XP605	APP605	*AP605 ⁹⁵²⁴	605	.050	
-------------------------------	-------	--------	-------------------------------	-----	------	--

***NOTE: O.E. Recommended Plug *REMARQUE : bouchon recommandé pour l'équipement d'origine *NOTA: Se recomienda conector del equipo original**

Se Section 9 pour les remarques en français en bas de page. Ver Sección 9 para las páginas de notas de pie de página español.

⁹⁵²⁴ Fine wire

Passenger Cars & Light Trucks 2011 - 1996



Autolite XP^{®}**
IRIDIUM
ENHANCED
.6mm FINEWIRE

Autolite[®]
DOUBLE
PLATINUM

Autolite[®]
PLATINUM &
REVOLUTION HT[®]

Autolite[®]
COPPER
CORE

GAP
ÉNCARTEMIO
ESPACIO

Autolite[®]
GLOW
PLUGS

2000 JAGUAR CAR S-Type (Cont'd)

V8-4.0L F/inj. (32V) DOHC (G)	XP3924	*APP3924	AP3924	3924	.050	
Vanden Plas						
V8-4.0L F/inj. (32V) DOHC (2)	XP3924	*APP3924	AP3924	3924	.050	
V8-4.0L F/inj. (32V) DOHC SC (8)	XP3923	*APP3923	AP3923	3923	.050	
XJ8						
V8-4.0L F/inj. (32V) DOHC (2)	XP3924	APP3924	*AP3924 ⁹⁵²⁴	3924	.050	
V8-4.0L F/inj. (32V) DOHC SC (8)	XP3923	*APP3923	AP3923	3923	.050	
XJR						
V8-4.0L F/inj. (32V) DOHC SC (8)	XP3923	*APP3923	AP3923	3923	.050	
XK-8						
V8-4.0L F/inj. (32V) DOHC (2)	XP3924	*APP3924	AP3924	3924	.050	
XKR						
V8-4.0L F/inj. (32V) DOHC SC (8)	XP3923	*APP3923	AP3923	3923	.050	
1999 Vanden Plas						
V8-4.0L F/inj. (32V) DOHC (2)	XP3924	*APP3924	AP3924	3924	.050	
XJ8, XJ8L						
V8-4.0L F/inj. (32V) DOHC (2)	XP3924	*APP3924	AP3924	3924	.050	
V8-4.0L F/inj. (32V) DOHC SC (8)	XP3923	*APP3923	AP3923	3923	.050	
XJR						
V8-4.0L F/inj. (32V) DOHC SC (8)	XP3923	*APP3923	AP3923	3923	.050	
XK-8						
V8-4.0L F/inj. (32V) DOHC (2)	XP3924	*APP3924	AP3924	3924	.050	
1998 Vanden Plas						
V8-4.0L F/inj. (32V) DOHC (D)	XP3924	*APP3924	AP3924	3924	.050	
XJ8, XJ8L						
V8-4.0L F/inj. (32V) DOHC (D)	XP3924	*APP3924	AP3924	3924	.050	
V8-4.0L F/inj. (32V) DOHC SC (F)	XP3923	*APP3923	AP3923	3923	.050	
XJR						
V8-4.0L F/inj. (32V) DOHC SC (8)	XP3923	*APP3923	AP3923	3923	.050	
XK-8						
V8-4.0L F/inj. (32V) DOHC (D)	XP3924	*APP3924	AP3924	3924	.050	
1997 Vanden Plas						
6-4.0L F/inj. (24V) (2)	XP3924	APP3924	AP3924	*3924	.040	
XJ-12						
V12-6.0L F/inj.	XP103	APP103	AP103	*103	.035	
XJ-6						
6-4.0L F/inj. (24V) (2)	XP3924	APP3924	AP3924	*3924	.040	
XJR						
6-4.0L F/inj. (24V) SC (1)	XP3923	APP3923	AP3923	*3923	.035	
XK-8						
V8-4.0L F/inj. (32V) DOHC (D)	XP3924	*APP3924	AP3924	3924	.040	
1996 Vanden Plas						
6-4.0L F/inj. (24V) (2)	XP3924	APP3924	AP3924	*3924	.035	
6-4.0L F/inj. (24V) (7)						
XJ-12						
V12-6.0L F/inj.	XP103	APP103	AP103	*103	.035	
XJ-6						
6-4.0L F/inj. (24V) (2)	XP3924	APP3924	AP3924	*3924	.035	
6-4.0L F/inj. (24V) (7)						
6-4.0L F/inj. (24V) SC	XP3923	APP3923	AP3923	*3923	.035	

*NOTE: O.E. Recommended Plug *REMARQUE : bouchon recommandé pour l'équipement d'origine *NOTA: Se recomienda conector del equipo original

Se Section 9 pour les remarques en français en bas de page. Ver Seccion 9 para las páginas de notas de pie de página español.

⁹⁵²⁴ Fine wire

Passenger Cars & Light Trucks 2011 - 1996

		Autolite XP^{®**} IRIDIUM ENHANCED .6mm FINEWIRE	Autolite[®] DOUBLE PLATINUM	Autolite[®] PLATINUM & REVOLUTION HT [®]	Autolite[®] COPPER CORE	GAP ÉCARTEMENT ESPACIO	Autolite[®] GLOW PLUGS
---	---	--	---	---	---	------------------------------	--

1996 JAGUAR CAR (Cont'd)

XJR, XJR-S							
6-4.0L F/inj. (24V) SC (1)	XP3923	APP3923	AP3923	*3923	.035		
XJ-S							
6-4.0L F/inj. (24V) (7)	XP3924	APP3924	AP3924	*3924	.035		
V12-6.0L F/inj.	XP103	APP103	AP103	*103	.035		

2011 JEEP TRUCK (includes light trucks, vans, SUV's)

Compass							
4-2.0L F/inj. (16V) DOHC ECN (A)	XP5224	APP5224	AP5224	*5224	.040		
4-2.4L F/inj. (16V) DOHC ED3 (B)	XP5224	APP5224	AP5224	*5224	.035		
Grand Cherokee							
V8-5.7L F/inj. EZH Hemi (T)	XP5325 ³⁰⁹	*APP5325 ^{309, 9524}			.045		
Liberty							
V6-3.7L F/inj. EKG (K)	XP5224	*APP5224	AP5224	5224	.035		
Patriot							
4-2.0L F/inj. (16V) DOHC ECN (A)	XP5224	APP5224	AP5224	*5224	.035		
4-2.4L F/inj. (16V) DOHC ED3 (B)	XP5224	APP5224	AP5224	*5224	.035		
V6-3.7L F/inj. EKG (K)	XP5224	*APP5224	AP5224	5224	.035		
Wrangler, YJ							
V6-3.8L F/inj. EGT (1)	XP5426	*APP5426	AP5426		.050		

2010 Commander							
V6-3.7L F/inj. EKG (K)	XP5224	*APP5224	AP5224	5224	.035		
V8-5.7L F/inj. EZD Hemi (T)	XP5325 ³⁰⁹	*APP5325 ^{309, 9524}			.045		
Compass							
4-2.0L F/inj. (16V) DOHC ECN (A)	XP5224	APP5224	AP5224	*5224	.040		
4-2.4L F/inj. (16V) DOHC ED3 (B)	XP5224	APP5224	AP5224	*5224	.035		
Grand Cherokee							
V6-3.7L F/inj. EKG (K)	XP5224	*APP5224	AP5224	5224	.035		
V8-5.7L F/inj. EZH Hemi (T)	XP5325 ³⁰⁹	*APP5325 ^{309, 9524}			.045		
V8-6.1L F/inj. ESF Hemi (W)	XP5263 ³⁰⁹	*APP5263 ^{309, 9524}	AP5263 ³⁰⁹		.045		
Liberty							
V6-3.7L F/inj. EKG (K)	XP5224	*APP5224	AP5224	5224	.035		
Patriot							
4-2.0L F/inj. (16V) DOHC ECN (A)	XP5224	APP5224	AP5224	*5224	.035		
4-2.4L F/inj. (16V) DOHC ED3 (B)	XP5224	APP5224	AP5224	*5224	.035		
Wrangler, YJ							
V6-3.8L F/inj. EGT (1)	XP5426	*APP5426	AP5426		.050		

2009 Commander							
V6-3.7L F/inj. (K)	XP5224	*APP5224	AP5224	5224	.035		
V8-5.7L F/inj. EZD Hemi (T)	XP5325 ³⁰⁹	*APP5325 ^{309, 9524}			.045		
Compass							
4-2.0L F/inj. (16V) DOHC (A)	XP5224	APP5224	AP5224	*5224	.040		
4-2.4L F/inj. (16V) DOHC (B)	XP5224	APP5224	AP5224	*5224	.035		
4-2.4L F/inj. (16V) DOHC (W)	XP5224	APP5224	AP5224	*5224	.035		
Grand Cherokee							
V6-3.7L F/inj. (K)	XP5224	*APP5224	AP5224	5224	.035		
V8-5.7L F/inj. EZD Hemi (T)	XP5325 ³⁰⁹	*APP5325 ^{309, 9524}			.045		
V8-6.1L F/inj. Hemi (W)	XP5263 ³⁰⁹	*APP5263 ^{309, 9524}	AP5263 ³⁰⁹		.045		
Liberty							
V6-3.7L F/inj. (24V) DOHC (K)	XP5224	*APP5224	AP5224	5224	.035		

***NOTE: O.E. Recommended Plug *REMARQUE : bouchon recommandé pour l'équipement d'origine *NOTA: Se recomienda conector del equipo original**

Se Section 9 pour les remarques en français en bas de page. Ver Sección 9 para las páginas de notas de pie de página español.

³⁰⁹ Requires 2 plugs per cylinder ⁹⁵²⁴ Fine wire

Passenger Cars & Light Trucks 2011 - 1996



Autolite XP^{®}**
IRIDIUM
ENHANCED
.6mm FINEWIRE

Autolite[®]
DOUBLE
PLATINUM

Autolite[®]
PLATINUM &
REVOLUTION HT[®]

Autolite[®]
COPPER
CORE

GAP
ENCARTEMIO
ESPACIO

Autolite[®]
GLOW
PLUGS

2009 JEEP TRUCK (includes light trucks, vans, SUV's) (Cont'd)



Patriot						
4-2.0L F/inj. (16V) DOHC (A)	XP5224	APP5224	AP5224	*5224	.035	
4-2.4L F/inj. (16V) DOHC (B)						
4-2.4L F/inj. (16V) DOHC (W)						
Wrangler, YJ						
V6-3.8L F/inj. (1)	XP5426	*APP5426	AP5426		.050	
2008 Commander						
V6-3.7L F/inj. (K)	XP5224	*APP5224	AP5224	5224	.035	
V8-5.7L F/inj. Hemi Magnum (2)	XP5263 ³⁰⁹	APP5263 ³⁰⁹	*AP5263³⁰⁹		.045	
Compass						
4-2.0L F/inj. (16V) DOHC (O)	XP5224	APP5224	AP5224	*5224	.040	
4-2.4L F/inj. (16V) DOHC (W)	XP5224	APP5224	AP5224	*5224	.035	
Grand Cherokee						
V6-3.7L F/inj. (K)	XP5224	*APP5224	AP5224	5224	.035	
V8-5.7L F/inj. Hemi Magnum (2)	XP5263 ³⁰⁹	APP5263 ³⁰⁹	*AP5263³⁰⁹		.045	
V8-6.1L F/inj. Hemi (3)	XP5263 ³⁰⁹	*APP5263^{309, 9524}	AP5263 ³⁰⁹		.045	
Liberty						
V6-3.7L F/inj. (24V) DOHC (K)	XP5224	*APP5224	AP5224	5224	.035	
Patriot						
4-2.0L F/inj. (16V) DOHC (O)	XP5224	APP5224	AP5224	*5224	.035	
4-2.0L F/inj. (16V) DOHC (O) CAN						
4-2.4L F/inj. (16V) DOHC (W)						
4-2.4L F/inj. (16V) DOHC (W) CAN						
Wrangler, YJ						
V6-3.8L F/inj. (1)	XP5426	*APP5426	AP5426		.050	
2007 Commander						
V6-3.7L F/inj. (K)	XP5224	*APP5224	AP5224	5224	.035	
V8-4.7L F/inj. SOHC (N)	XP5224	APP5224	AP5224	*5224	.040	
V8-4.7L F/inj. SOHC Flex Fuel EVD (P)						
V8-5.7L F/inj. Hemi Magnum (2)	XP5263 ³⁰⁹	APP5263 ³⁰⁹	*AP5263³⁰⁹		.045	
Compass						
4-2.0L F/inj. (O)	XP5224	APP5224	AP5224	*5224	.040	
4-2.4L F/inj. (16V) DOHC (W)	XP5224	APP5224	AP5224	*5224	.035	
Grand Cherokee						
V6-3.7L F/inj. (K)	XP5224	*APP5224	AP5224	5224	.035	
V8-4.7L F/inj. SOHC (N)	XP5224	APP5224	AP5224	*5224	.040	
V8-4.7L F/inj. SOHC Flex Fuel EVD (P)						
V8-5.7L F/inj. Hemi Magnum (2)	XP5263 ³⁰⁹	APP5263 ³⁰⁹	*AP5263³⁰⁹		.045	
V8-6.1L F/inj. Hemi (3)	XP5263 ³⁰⁹	*APP5263^{309, 9524}	AP5263 ³⁰⁹		.045	
Liberty						
V6-3.7L F/inj. (24V) DOHC (K)	XP5224	*APP5224	AP5224	5224	.035	
Patriot						
4-2.0L F/inj. (O)	XP5224	APP5224	AP5224	*5224	.035	
4-2.4L F/inj. (16V) DOHC (W)						
Wrangler, YJ						
V6-3.8L F/inj. (1)	XP5426	*APP5426	AP5426		.050	
2006 Commander						
V6-3.7L F/inj. (K)	XP5224	APP5224	AP5224	*5224	.035	
V8-4.7L F/inj. SOHC (N)	XP5224	APP5224	AP5224	*5224	.040	
V8-5.7L F/inj. Hemi Magnum (2)	XP5263 ³⁰⁹	APP5263 ³⁰⁹	*AP5263³⁰⁹		.045	
Grand Cherokee						
V6-3.7L F/inj. (K)	XP5224	APP5224	AP5224	*5224	.035	
V8-4.7L F/inj. SOHC (N)	XP5224	APP5224	AP5224	*5224	.040	

*NOTE: O.E. Recommended Plug *REMARQUE : bouchon recommandé pour l'équipement d'origine *NOTA: Se recomienda conector del equipo original

Se Section 9 pour les remarques en français en bas de page. Ver Seccion 9 para las páginas de notas de pie de página español.

³⁰⁹ Requires 2 plugs per cylinder ⁹⁵²⁴ Fine wire

Passenger Cars & Light Trucks 2011 - 1996

		Autolite XP^{®**} IRIDIUM ENHANCED .6mm FINEWIRE	Autolite[®] DOUBLE PLATINUM	Autolite[®] PLATINUM & REVOLUTION HT [®]	Autolite[®] COPPER CORE	GAP ÉCARTEMENT ESPACIO	Autolite[®] GLOW PLUGS
2006 JEEP TRUCK (includes light trucks, vans, SUV's) <i>Grand Cherokee (Cont'd)</i>							
V8-5.7L F/inj. Hemi Magnum (2)		XP5263 ³⁰⁹	APP5263 ³⁰⁹	*AP5263³⁰⁹		.045	
V8-6.1L F/inj. Hemi (3)							
<i>Liberty</i>							
V6-3.7L F/inj. (24V) DOHC (K)		XP5224	APP5224	AP5224	*5224	.035	
<i>TJ (Canada)</i>							
4-2.4L F/inj. (1)		XP5263	APP5263	*AP5263		.040	
6-4.0L F/inj. (S)		XP985	APP985	AP985	*985	.035	
<i>Wrangler, YJ</i>							
4-2.4L F/inj. (1)		XP5263	APP5263	*AP5263		.040	
6-4.0L F/inj. (S)		XP985	APP985	AP985	*985	.035	
2005 Grand Cherokee							
V6-3.7L F/inj. (K)		XP5224	APP5224	AP5224	*5224	.035	
V8-4.7L F/inj. SOHC (N)		XP5224	APP5224	AP5224	*5224	.040	
V8-5.7L F/inj. Hemi Magnum (2)		XP5263 ³⁰⁹	APP5263 ³⁰⁹	*AP5263³⁰⁹		.045	
<i>Liberty</i>							
4-2.4L F/inj. (1)		XP5263	APP5263	*AP5263		.040	
V6-3.7L F/inj. (24V) DOHC (K)		XP5224	APP5224	AP5224	*5224	.035	
<i>TJ (Canada)</i>							
4-2.4L F/inj. (1)		XP5263	APP5263	*AP5263		.040	
6-4.0L F/inj. (S)		XP985	APP985	AP985	*985	.035	
<i>Wrangler, YJ</i>							
4-2.4L F/inj. (1)		XP5263	APP5263	*AP5263		.040	
6-4.0L F/inj. (S)		XP985	APP985	AP985	*985	.035	
2004 Grand Cherokee							
6-4.0L F/inj. (S)		XP985	APP985	AP985	*985	.035	
V8-4.7L F/inj. SOHC (N)		XP5224	APP5224	AP5224	*5224	.040	
V8-4.7L F/inj. SOHC HO (J)					*3922	.040	
<i>Liberty</i>							
4-2.4L F/inj. (1)		XP5263	APP5263	*AP5263		.040	
V6-3.7L F/inj. (24V) DOHC (K)		XP3923	APP3923	AP3923	*3923	.035	
<i>TJ (Canada)</i>							
4-2.4L F/inj. (1)		XP5263	APP5263	*AP5263		.040	
6-4.0L F/inj. (S)		XP985	APP985	AP985	*985	.035	
<i>Wrangler, YJ</i>							
4-2.4L F/inj. (1)		XP5263	APP5263	*AP5263		.040	
6-4.0L F/inj. (S)		XP985	APP985	AP985	*985	.035	
2003 Grand Cherokee							
6-4.0L F/inj. (S)		XP985	APP985	AP985	*985	.035	
V8-4.7L F/inj. SOHC (N)		XP5224	APP5224	AP5224	*5224	.040	
V8-4.7L F/inj. SOHC HO (J)					*3922	.040	
<i>Liberty</i>							
4-2.4L F/inj. (1)		XP5263	APP5263	*AP5263		.040	
V6-3.7L F/inj. (24V) DOHC (K)		XP3923	APP3923	AP3923	*3923	.035	
<i>TJ (Canada)</i>							
4-2.4L F/inj. (1)		XP5263	APP5263	*AP5263		.040	
6-4.0L F/inj. (S)		XP985	APP985	AP985	*985	.035	
<i>Wrangler, YJ</i>							
4-2.4L F/inj. (1)		XP5263	APP5263	*AP5263		.040	
4-2.5L F/inj. (P)		XP985	APP985	AP985	*985	.035	
6-4.0L F/inj. (S)							

***NOTE: O.E. Recommended Plug *REMARQUE : bouchon recommandé pour l'équipement d'origine *NOTA: Se recomienda conector del equipo original**

Se Section 9 pour les remarques en français en bas de page. Ver Sección 9 para las páginas de notas de pie de página español.

³⁰⁹ Requires 2 plugs per cylinder

Passenger Cars & Light Trucks 2011 - 1996



Autolite XP^{®}**
IRIDIUM
ENHANCED
.6mm FINEWIRE

Autolite[®]
DOUBLE
PLATINUM

Autolite[®]
PLATINUM &
REVOLUTION HT[®]

Autolite[®]
COPPER
CORE

GAP
ÉNCARTEMENT
ESPACIO

Autolite[®]
GLOW
PLUGS

JEEP TRUCK (includes light trucks, vans, SUV's) (Cont'd)

2002 Grand Cherokee

6-4.0L F/inj. (S)	XP985	APP985	AP985	*985	.035	
V8-4.7L F/inj. SOHC (N)	XP5224	APP5224	AP5224	*5224	.040	
V8-4.7L F/inj. SOHC HO (J)				*3922	.040	

Liberty

4-2.4L F/inj. (1)	XP5263	APP5263	*AP5263		.040	
V6-3.7L F/inj. (24V) DOHC (K)	XP3923	APP3923	AP3923	*3923	.035	

TJ (Canada)

4-2.5L F/inj. (P)	XP985	APP985	AP985	*985	.035	
6-4.0L F/inj. (S)						

Wrangler, YJ

4-2.5L F/inj. (P)	XP985	APP985	AP985	*985	.035	
6-4.0L F/inj. (S)						

2001 Cherokee - Mid Size

6-4.0L F/inj. (S)	XP985	APP985	AP985	*985	.035	
-------------------	-------	--------	-------	-------------	------	--

Grand Cherokee

6-4.0L F/inj. (S)	XP985	APP985	AP985	*985	.035	
V8-4.7L F/inj. SOHC (N)	XP5224	APP5224	AP5224	*5224	.040	

TJ (Canada)

4-2.5L F/inj. (P)	XP985	APP985	AP985	*985	.035	
6-4.0L F/inj. (S)						

Wrangler, YJ

4-2.5L F/inj. (H)	XP985	APP985	AP985	*985	.035	
4-2.5L F/inj. (P)						
6-4.0L F/inj. (S)						
6-4.0L F/inj. (V)						

2000 Cherokee - Mid Size

4-2.5L F/inj. (P)	XP985	APP985	AP985	*985	.035	
6-4.0L F/inj. (S)						

Grand Cherokee

6-4.0L F/inj. (S)	XP985	APP985	AP985	*985	.035	
V8-4.7L F/inj. SOHC (N)	XP5224	APP5224	AP5224	*5224	.040	

TJ (Canada)

4-2.5L F/inj. (P)	XP985	APP985	AP985	*985	.035	
6-4.0L F/inj. (S)						

Wrangler, YJ

4-2.5L F/inj. (H)	XP985	APP985	AP985	*985	.035	
4-2.5L F/inj. (P)						
6-4.0L F/inj. (S)						
6-4.0L F/inj. (V)						

1999 Cherokee - Mid Size

4-2.5L F/inj. (P)	XP985	APP985	AP985	*985	.035	
6-4.0L F/inj. (S)						

Grand Cherokee

6-4.0L F/inj. (S)	XP985	APP985	AP985	*985	.035	
V8-4.7L F/inj. SOHC (N)	XP5224	APP5224	AP5224	*5224	.040	
V8-5.2L F/inj. (Y)						

TJ (Canada)

4-2.5L F/inj. (P)	XP985	APP985	AP985	*985	.035	
6-4.0L F/inj. (S)						

Wrangler, YJ

4-2.5L F/inj. (P)	XP985	APP985	AP985	*985	.035	
6-4.0L F/inj. (S)						

***NOTE: O.E. Recommended Plug *REMARQUE : bouchon recommandé pour l'équipement d'origine *NOTA: Se recomienda conector del equipo original**

Se Section 9 pour les remarques en français en bas de page. Ver Sección 9 para las páginas de notas de pie de página español.

Passenger Cars & Light Trucks 2011 - 1996



Autolite XP^{®}**
IRIDIUM
ENHANCED
.6mm FINEWIRE

Autolite[®]
DOUBLE
PLATINUM

Autolite[®]
PLATINUM &
REVOLUTION HT[®]

Autolite[®]
COPPER
CORE

GAP
ÉNCARTEMENT
ESPACIO

Autolite[®]
GLOW
PLUGS

JEEP TRUCK (includes light trucks, vans, SUV's) (Cont'd)

1998 Cherokee - Mid Size

4-2.5L F/inj. (P)	XP985	APP985	AP985	*985	.035	
6-4.0L F/inj. (S)						

Grand Cherokee

6-4.0L F/inj. (S)	XP985	APP985	AP985	*985	.035	
V8-5.2L F/inj. (Y)	XP5224	APP5224	AP5224	*5224	.040	
V8-5.9L F/inj. (Z)						

TJ (Canada)

4-2.5L F/inj. (P)	XP985	APP985	AP985	*985	.035	
6-4.0L F/inj. (S)						

Wrangler, YJ

4-2.5L F/inj. (P)	XP985	APP985	AP985	*985	.035	
6-4.0L F/inj. (S)						

1997 Cherokee - Mid Size

4-2.5L F/inj. (P)	XP985	APP985	AP985	*985	.035	
6-4.0L F/inj. (S)						

Grand Cherokee

6-4.0L F/inj. (S)	XP985	APP985	AP985	*985	.035	
V8-5.2L F/inj. (Y)	XP5224	APP5224	AP5224	*5224	.040	
V8-5.9L F/inj. (Z)						

TJ (Canada)

4-2.5L F/inj. (P)	XP985	APP985	AP985	*985	.035	
6-4.0L F/inj. (S)						

Wrangler, YJ

4-2.5L F/inj. (P)	XP985	APP985	AP985	*985	.035	
6-4.0L F/inj. (S)						
6-4.0L F/inj. (V)						

1996 Cherokee - Mid Size

4-2.5L F/inj. (P)	XP985	APP985	AP985	*985	.035	
6-4.0L F/inj. (S)						

Grand Cherokee

6-4.0L F/inj. (S)	XP985	APP985	AP985	*985	.035	
V8-5.2L F/inj. (Y)	XP3924	APP3924	AP3924	*3924	.035	

Wrangler, YJ, TJ (Canada)

4-2.5L F/inj. (P)	XP985	APP985	AP985	*985	.035	
6-4.0L F/inj. (V)						

2011 KIA CAR

Forte

4-2.0L F/inj. (16V) DOHC (2)	*XP5325	APP5325			.044	
4-2.4L F/inj. (16V) DOHC (3)						

Rio, Rio5

4-1.6L F/inj. (16V) DOHC (3)	XP3923	APP3923	AP3923	*3923	.044	
------------------------------	--------	---------	--------	--------------	------	--

2010 Forte

4-2.0L F/inj. (16V) DOHC (2)	*XP5325	APP5325			.044	
4-2.4L F/inj. (16V) DOHC (3)						

Magentis (Canada)

4-2.4L F/inj. (16V) DOHC (3)	*XP5325	APP5325			.044	
V6-2.7L F/inj. (24V) DOHC (4)	*XP5224	APP5224	AP5224	5224	.044	

Optima

4-2.4L F/inj. (16V) DOHC (8)	*XP5325	APP5325			.044	
V6-2.7L F/inj. (24V) DOHC (4)						

Rio, Rio5

4-1.6L F/inj. (16V) DOHC (3)	XP3923	APP3923	AP3923	*3923	.044	
------------------------------	--------	---------	--------	--------------	------	--

***NOTE: O.E. Recommended Plug *REMARQUE : bouchon recommandé pour l'équipement d'origine *NOTA: Se recomienda conector del equipo original**

Se Section 9 pour les remarques en français en bas de page. Ver Sección 9 para las páginas de notas de pie de página español.

Passenger Cars & Light Trucks 2011 - 1996



Autolite XP^{®}**
IRIDIUM
ENHANCED
.6mm FINEWIRE

Autolite[®]
DOUBLE
PLATINUM

Autolite[®]
PLATINUM &
REVOLUTION HT[®]

Autolite[®]
COPPER
CORE

GAP
ÉNCARTEMENT
ESPACIO

Autolite[®]
GLOW
PLUGS

KIA CAR (Cont'd)

2009 Amanti

V6-3.8L F/inj. (24V) DOHC (5)	*XP3924	APP3924	AP3924	3924	.044	
-------------------------------	----------------	---------	--------	------	------	--

Magentis (Canada)

4-2.4L F/inj. (16V) DOHC (3)	*XP5325	APP5325			.044	
------------------------------	----------------	---------	--	--	------	--

V6-2.7L F/inj. (24V) DOHC (4)	*XP5224	APP5224	AP5224	5224	.044	
-------------------------------	----------------	---------	--------	------	------	--

Optima

4-2.4L F/inj. (16V) DOHC (8)	XP3924	APP3924	AP3924	*3924	.044	
------------------------------	--------	---------	--------	--------------	------	--

V6-2.7L F/inj. (24V) DOHC (4)	*XP5325	APP5325			.044	
-------------------------------	----------------	---------	--	--	------	--

Rio, Rio5

4-1.6L F/inj. (16V) DOHC (3)	XP3923	APP3923	AP3923	*3923	.044	
------------------------------	--------	---------	--------	--------------	------	--

Spectra, Spectra5

4-2.0L F/inj. (16V) DOHC (1)	XP3923	*APP3923	AP3923	3923	.044	
------------------------------	--------	-----------------	--------	------	------	--

4-2.0L F/inj. (16V) DOHC (2)						
------------------------------	--	--	--	--	--	--

2008 Amanti

V6-3.8L F/inj. (24V) DOHC (5)	*XP3924	APP3924	AP3924	3924	.044	
-------------------------------	----------------	---------	--------	------	------	--

Magentis (Canada)

4-2.4L F/inj. (16V) DOHC (3)	XP3924	APP3924	AP3924	*3924	.044	
------------------------------	--------	---------	--------	--------------	------	--

V6-2.7L F/inj. (24V) DOHC (4)						
-------------------------------	--	--	--	--	--	--

Optima

4-2.4L F/inj. (16V) DOHC (3)	XP3924	APP3924	AP3924	*3924	.044	
------------------------------	--------	---------	--------	--------------	------	--

V6-2.7L F/inj. (24V) DOHC (4)	*XP5325	APP5325			.044	
-------------------------------	----------------	---------	--	--	------	--

Rio, Rio5

4-1.6L F/inj. (16V) DOHC (3)	XP3924	APP3924	AP3924	*3924	.044	
------------------------------	--------	---------	--------	--------------	------	--

4-1.6L F/inj. (16V) DOHC (3) CAN						
----------------------------------	--	--	--	--	--	--

Spectra, Spectra5

4-2.0L F/inj. (16V) DOHC (1)	XP3924	*APP3924	AP3924	3924	.044	
------------------------------	--------	-----------------	--------	------	------	--

4-2.0L F/inj. (16V) DOHC (1) CAN						
----------------------------------	--	--	--	--	--	--

4-2.0L F/inj. (16V) DOHC (2)						
------------------------------	--	--	--	--	--	--

4-2.0L F/inj. (16V) DOHC (2) CAN						
----------------------------------	--	--	--	--	--	--

2007 Amanti

V6-3.5L F/inj. (24V) DOHC (1)	XP3924	*APP3924	AP3924	3924	.044	
-------------------------------	--------	-----------------	--------	------	------	--

V6-3.8L F/inj. (24V) DOHC (5)	*XP3924	APP3924	AP3924	3924	.044	
-------------------------------	----------------	---------	--------	------	------	--

Magentis (Canada)

4-2.4L F/inj. (16V) DOHC (3)	XP3924	APP3924	AP3924	*3924	.044	
------------------------------	--------	---------	--------	--------------	------	--

V6-2.7L F/inj. (24V) DOHC (4)						
-------------------------------	--	--	--	--	--	--

Optima

4-2.4L F/inj. (16V) DOHC (3)	XP3924	*APP3924	AP3924	3924	.044	
------------------------------	--------	-----------------	--------	------	------	--

V6-2.7L F/inj. (24V) DOHC (4)	*XP5325	APP5325			.044	
-------------------------------	----------------	---------	--	--	------	--

Rio, Rio5

4-1.6L F/inj. (16V) DOHC (3)	XP3924	APP3924	AP3924	*3924	.044	
------------------------------	--------	---------	--------	--------------	------	--

Spectra, Spectra5

4-2.0L F/inj. (16V) DOHC (1)	XP3924	*APP3924	AP3924	3924	.044	
------------------------------	--------	-----------------	--------	------	------	--

2006 Amanti

V6-3.5L F/inj. (24V) DOHC (1)	XP3924	*APP3924	AP3924	3924	.044	
-------------------------------	--------	-----------------	--------	------	------	--

Magentis (Canada)

4-2.4L F/inj. (16V) DOHC (6)	XP3924	APP3924	AP3924	*3924	.044	
------------------------------	--------	---------	--------	--------------	------	--

V6-2.7L F/inj. (24V) DOHC (8)						
-------------------------------	--	--	--	--	--	--

Optima

4-2.4L F/inj. (16V) DOHC (3)	XP3924	*APP3924	AP3924	3924	.044	
------------------------------	--------	-----------------	--------	------	------	--

4-2.4L F/inj. (16V) DOHC (6)						
------------------------------	--	--	--	--	--	--

V6-2.7L F/inj. (24V) DOHC (4)	*XP5325	APP5325			.044	
-------------------------------	----------------	---------	--	--	------	--

V6-2.7L F/inj. (24V) DOHC (8)	XP3924	*APP3924	AP3924	3924	.044	
-------------------------------	--------	-----------------	--------	------	------	--

***NOTE: O.E. Recommended Plug *REMARQUE : bouchon recommandé pour l'équipement d'origine *NOTA: Se recomienda conector del equipo original**

Se Section 9 pour les remarques en français en bas de page. Ver Seccion 9 para las páginas de notas de pie de página español.

Passenger Cars & Light Trucks 2011 - 1996



Autolite XP^{®}**
IRIDIUM
ENHANCED
.6mm FINEWIRE

Autolite[®]
DOUBLE
PLATINUM

Autolite[®]
PLATINUM &
REVOLUTION HT[®]

Autolite[®]
COPPER
CORE

GAP
ÉNCARTEMENT
ESPACIO

Autolite[®]
GLOW
PLUGS

2006 KIA CAR (Cont'd)

Rio, Rio Cinco, RX-V (Canada)

4-1.6L F/inj. (16V) DOHC (3)	XP3924	APP3924	AP3924	*3924	.044	
------------------------------	--------	---------	--------	--------------	------	--

Spectra, Spectra 5

4-2.0L F/inj. (16V) DOHC (1)	XP3924	*APP3924	AP3924	3924	.044	
------------------------------	--------	-----------------	--------	------	------	--

2005 Amanti

V6-3.5L F/inj. (24V) DOHC (1)	XP3924	*APP3924	AP3924	3924	.044	
-------------------------------	--------	-----------------	--------	------	------	--

Magentis (Canada)

4-2.4L F/inj. (16V) DOHC (6)	XP3924	APP3924	AP3924	*3924	.044	
V6-2.7L F/inj. (24V) DOHC (8)						

Optima

4-2.4L F/inj. (16V) DOHC (6)	XP3924	*APP3924	AP3924	3924	.044	
V6-2.7L F/inj. (24V) DOHC (8)						

Rio, Rio Cinco, RX-V (Canada)

4-1.6L F/inj. (16V) DOHC (5)	XP3923	APP3923	AP3923	*3923	.044	
------------------------------	--------	---------	--------	--------------	------	--

Spectra, Spectra 5

4-2.0L F/inj. (16V) DOHC (1)	XP3924	*APP3924	AP3924	3924	.044	
------------------------------	--------	-----------------	--------	------	------	--

2004 Amanti

V6-3.5L F/inj. (24V) DOHC (4)	XP3924	*APP3924	AP3924	3924	.044	
-------------------------------	--------	-----------------	--------	------	------	--

Magentis (Canada)

4-2.4L F/inj. (16V) DOHC (6)	XP3924	APP3924	AP3924	*3924	.044	
V6-2.7L F/inj. (24V) DOHC (8)						

Optima

4-2.4L F/inj. (16V) DOHC (6)	XP64	*APP64	AP64	64	.044	
V6-2.7L F/inj. (24V) DOHC (8)	XP3924	*APP3924	AP3924	3924	.044	

Rio, Rio Cinco, RX-V (Canada)

4-1.6L F/inj. (16V) DOHC (5)	XP3923	APP3923	AP3923	*3923	.044	
4-1.6L F/inj. (16V) DOHC (5) CAN						

Spectra

4-1.8L F/inj. (16V) DOHC 5BP (1)	XP3923	APP3923	AP3923	*3923	.032	
4-2.0L F/inj. (16V) DOHC (1)	XP3924	*APP3924	AP3924	3924	.044	

2003 Magentis (Canada)

4-2.4L F/inj. (16V) DOHC (6)	XP3924	APP3924	AP3924	*3924	.044	
V6-2.7L F/inj. (24V) DOHC (8)						

Optima

4-2.4L F/inj. (16V) DOHC (6)	XP64	*APP64	AP64	64	.044	
V6-2.7L F/inj. (24V) DOHC (8)	XP3924	*APP3924	AP3924	3924	.044	

Rio, Rio Cinco

4-1.5L F/inj. (16V) DOHC (3)	XP3923	APP3923	AP3923	*3923	.044	
4-1.5L F/inj. (16V) DOHC (3) CAN						
4-1.6L F/inj. (16V) DOHC						

Spectra

4-1.8L F/inj. (16V) DOHC 5BP (1)	XP3923	APP3923	AP3923	*3923	.032	
----------------------------------	--------	---------	--------	--------------	------	--

2002 Magentis (Canada)

4-2.4L F/inj. (16V) DOHC (6)	XP3924	APP3924	AP3924	*3924	.044	
V6-2.5L F/inj. (24V) DOHC						
V6-2.7L F/inj. (24V) DOHC (8)						

Optima

4-2.4L F/inj. (16V) DOHC (6)	XP64	*APP64	AP64	64	.044	
V6-2.5L F/inj. (24V) DOHC	XP3924	APP3924	AP3924	*3924	.044	
V6-2.7L F/inj. (24V) DOHC (8)	XP3924	*APP3924	AP3924	3924	.044	

Rio, Rio Cinco

4-1.5L F/inj. (16V) DOHC (3)	XP3923	APP3923	AP3923	*3923	.044	
4-1.5L F/inj. (16V) DOHC (3) CAN						
4-1.6L F/inj. (16V) DOHC						

***NOTE: O.E. Recommended Plug *REMARQUE : bouchon recommandé pour l'équipement d'origine *NOTA: Se recomienda conector del equipo original**

Se Section 9 pour les remarques en français en bas de page. Ver Seccion 9 para las páginas de notas de pie de página español.

KIA CAR

Passenger Cars & Light Trucks 2011 - 1996



Autolite XP^{®}**
IRIDIUM
ENHANCED
.6mm FINEWIRE

Autolite[®]
DOUBLE
PLATINUM

Autolite[®]
PLATINUM &
REVOLUTION HT[®]

Autolite[®]
COPPER
CORE

GAP
ÉNCARTEMENT
ESPACIO

Autolite[®]
GLOW
PLUGS

2002 KIA CAR (Cont'd)

<i>Spectra</i>						
4-1.8L F/inj. (16V) DOHC 5BP (1)	XP3923	APP3923	AP3923	*3923	.032	
2001 Magentis (Canada)						
4-2.4L F/inj. (16V) DOHC (6) V6-2.5L F/inj. (24V) DOHC	XP3924	APP3924	AP3924	*3924	.044	
<i>Optima</i>						
4-2.4L F/inj. (16V) DOHC (6)	XP64	*APP64	AP64	64	.044	
V6-2.5L F/inj. (24V) DOHC	XP3924	*APP3924	AP3924	3924	.044	
<i>Rio</i>						
4-1.5L F/inj. (16V) DOHC (3)	XP3923	APP3923	AP3923	*3923	.044	
<i>Sephia</i>						
4-1.8L F/inj. (16V) DOHC 5BP (1)	XP3923	APP3923	AP3923	*3923	.044	
<i>Spectra</i>						
4-1.8L F/inj. (16V) DOHC 5BP (1)	XP3923	APP3923	AP3923	*3923	.032	
2000 Sephia						
4-1.8L F/inj. (16V) DOHC 5BP (1)	XP3923	APP3923	AP3923	*3923	.044	
<i>Spectra</i>						
4-1.8L F/inj. (16V) DOHC 5BP (1)	XP3924	*APP3924	AP3924	3924	.044	
1999 Sephia						
4-1.8L F/inj. (16V) DOHC 5BP (1)	XP3923	APP3923	AP3923	*3923	.044	
1998 Sephia						
4-1.8L F/inj. (16V) DOHC 5BP (1) 4-1.8L F/inj. (16V) DOHC 5BP (5)	XP3923	APP3923	AP3923	*3923	.044	
1997 Sephia						
4-1.6L F/inj. DOHC 3B6E (3)	XP3923	APP3923	AP3923	*3923	.044	
4-1.6L F/inj. SOHC 1B6E (1)	XP3924	APP3924	AP3924	*3924	.044	
4-1.8L F/inj. (16V) DOHC 5BP (5)	XP3923	APP3923	AP3923	*3923	.044	
1996 Sephia						
4-1.6L F/inj. DOHC 3B6E (3)	XP3923	APP3923	AP3923	*3923	.044	
4-1.6L F/inj. SOHC 1B6E (1)	XP3924	APP3924	AP3924	*3924	.044	
4-1.8L F/inj. (16V) DOHC 5BP (5)	XP3923	APP3923	AP3923	*3923	.044	

2011 KIA TRUCK (includes light trucks, vans, SUV's)

<i>Borrego (Canada)</i>						
V8-4.6L F/inj. (32V) DOHC (2)	*XP5325	APP5325			.044	
<i>Sorento</i>						
4-2.4L F/inj. (1)	*XP5325	APP5325			.044	
<i>Soul</i>						
4-2.0L F/inj. (16V) DOHC (2)	*XP5224	APP5224	AP5224	5224	.044	
<i>Sportage</i>						
4-2.0L D.I. (16V) Turbo (D) 4-2.4L F/inj. (16V) DOHC (2)	*XP5325	APP5325			.044	
2010 Borrego						
V8-4.6L F/inj. (32V) DOHC (2)	*XP5325	APP5325			.044	
<i>Rondo</i>						
4-2.4L F/inj. (16V) DOHC (8) V6-2.7L F/inj. (24V) DOHC (6)	*XP5325	APP5325			.044	
<i>Sedona</i>						
V6-3.3L F/inj. V6-3.8L F/inj. (24V) DOHC (3)	*XP3924	APP3924	AP3924	3924	.044	
<i>Soul</i>						
4-2.0L F/inj. (16V) DOHC (2)	*XP5224	APP5224	AP5224	5224	.044	

***NOTE: O.E. Recommended Plug *REMARQUE : bouchon recommandé pour l'équipement d'origine *NOTA: Se recomienda conector del equipo original**

Se Section 9 pour les remarques en français en bas de page. Ver Sección 9 para las páginas de notas de pie de página español.

Passenger Cars & Light Trucks 2011 - 1996



Autolite XP^{®}**
IRIDIUM
ENHANCED
.6mm FINEWIRE

Autolite[®]
DOUBLE
PLATINUM

Autolite[®]
PLATINUM &
REVOLUTION HT[®]

Autolite[®]
COPPER
CORE

GAP
ÉNCARTEMENT
ESPACIO

Autolite[®]
GLOW
PLUGS

2010 KIA TRUCK (includes light trucks, vans, SUV's) (Cont'd)

Sportage

4-2.0L F/inj. (16V) DOHC (4)
V6-2.7L F/inj. (24V) DOHC (3)

***XP3924**

APP3924

AP3924

3924

.044

2009 Borrego

V6-3.8L F/inj. (24V) DOHC (1)
V8-4.6L F/inj. (32V) DOHC (2)

***XP5325**

APP5325

.044

Rondo

4-2.4L F/inj. (16V) DOHC (8)
V6-2.7L F/inj. (24V) DOHC (6)

***XP3924**

APP3924

AP3924

3924

.044

***XP5325**

APP5325

.044

Sedona

V6-3.8L F/inj. (24V) DOHC (3)

***XP3924**

APP3924

AP3924

3924

.044

Sorento

V6-3.3L F/inj. (24V) DOHC (5)
V6-3.8L F/inj. (24V) DOHC (6)

***XP3924**

APP3924

AP3924

3924

.044

Sportage

4-2.0L F/inj. (16V) DOHC (4)
V6-2.7L F/inj. (24V) DOHC (3)

XP3923

***APP3923**

AP3923

3923

.044

***XP3924**

APP3924

AP3924

3924

.044

2008 Borrego

V6-3.8L F/inj. (24V) DOHC Twin-Turbo
V8-4.6L F/inj. (32V) DOHC (2)

***XP5325**

APP5325

.044

Rondo

4-2.4L F/inj. (16V) DOHC (5)
V6-2.7L F/inj. (24V) DOHC (6)
V6-2.7L F/inj. (24V) DOHC (6) CAN

***XP3924**

APP3924

AP3924

3924

.044

***XP5325**

APP5325

.044

Sedona

V6-3.8L F/inj. (24V) DOHC (3)
V6-3.8L F/inj. (24V) DOHC (3) CAN

***XP3924**

APP3924

AP3924

3924

.044

Sorento

V6-3.3L F/inj. (24V) DOHC (5)
V6-3.8L F/inj. (24V) DOHC Twin-Turbo

***XP3924**

APP3924

AP3924

3924

.044

Sportage

4-2.0L F/inj. (16V) DOHC (4)
4-2.0L F/inj. (16V) DOHC (4) CAN
V6-2.7L F/inj. (24V) DOHC (3)
V6-2.7L F/inj. (24V) DOHC (3) CAN

XP3924

***APP3924**

AP3924

3924

.044

2007 Rondo

4-2.4L F/inj. (16V) DOHC (5)
V6-2.7L F/inj. (24V) DOHC (6)

***XP3924**

APP3924

AP3924

3924

.044

***XP5325**

APP5325

.044

Sedona

V6-3.8L F/inj. (24V) DOHC (3)

XP3924

***APP3924**

AP3924

3924

.044

Sorento

V6-3.8L F/inj. (24V) DOHC (6)

***XP3924**

APP3924

AP3924

3924

.044

Sportage

4-2.0L F/inj. (16V) DOHC (4)
V6-2.7L F/inj. (24V) DOHC (3)

XP3924

***APP3924**

AP3924

3924

.044

2006 Sedona

V6-3.8L F/inj. (24V) DOHC (3)

***XP3924**

APP3924

AP3924

3924

.044

Sorento

V6-3.5L F/inj. (24V) DOHC

XP3924

***APP3924**

AP3924

3924

.044

Sportage

4-2.0L F/inj. (16V) DOHC (4)
V6-2.7L F/inj. (24V) DOHC

XP3924

***APP3924**

AP3924

3924

.044

***NOTE: O.E. Recommended Plug *REMARQUE : bouchon recommandé pour l'équipement d'origine *NOTA: Se recomienda conector del equipo original**

Se Section 9 pour les remarques en français en bas de page. Ver Seccion 9 para las páginas de notas de pie de página español.

Passenger Cars & Light Trucks 2011 - 1996



Autolite XP^{®**}
IRIDIUM
ENHANCED
.6mm FINEWIRE

Autolite[®]
DOUBLE
PLATINUM

Autolite[®]
PLATINUM &
REVOLUTION HT[®]

Autolite[®]
COPPER
CORE

GAP
ÉCARTEMENT
ESPACIO

Autolite[®]
GLOW
PLUGS

KIA TRUCK (includes light trucks, vans, SUV's) (Cont'd)

2005 Sedona

V6-3.5L F/inj. (24V) DOHC (1)	XP3924	*APP3924	AP3924	3924	.044	
-------------------------------	--------	----------	--------	------	------	--

Sorento

V6-3.5L F/inj. (24V) DOHC	XP3924	*APP3924	AP3924	3924	.044	
---------------------------	--------	----------	--------	------	------	--

Sportage

4-2.0L F/inj. (16V) DOHC (3) V6-2.7L F/inj. (24V) DOHC	XP3924	*APP3924	AP3924	3924	.044	
---	--------	----------	--------	------	------	--

2004 Sedona

V6-3.5L F/inj. (24V) DOHC (1)	XP3924	*APP3924	AP3924	3924	.044	
-------------------------------	--------	----------	--------	------	------	--

Sorento

V6-3.5L F/inj. (24V) DOHC	XP3924	*APP3924	AP3924	3924	.044	
---------------------------	--------	----------	--------	------	------	--

2003 Sedona

V6-3.5L F/inj. (24V) DOHC (1)	XP3924	*APP3924	AP3924	3924	.044	
-------------------------------	--------	----------	--------	------	------	--

Sorento

V6-3.5L F/inj. (24V) DOHC	XP3923	*APP3923	AP3923	3923	.044	
---------------------------	--------	----------	--------	------	------	--

2002 Sedona

V6-3.5L F/inj. (24V) DOHC (1)	XP3924	*APP3924	AP3924	3924	.044	
-------------------------------	--------	----------	--------	------	------	--

Sportage

4-2.0L F/inj. (16V) DOHC (3)	XP3924	APP3924	AP3924	*3924	.044	
------------------------------	--------	---------	--------	-------	------	--

2001 Sportage

4-2.0L F/inj. (16V) DOHC (3)	XP3924	APP3924	AP3924	*3924	.044	
------------------------------	--------	---------	--------	-------	------	--

2000 Sportage

4-2.0L F/inj. (16V) DOHC (3)	XP3923	APP3923	AP3923	*3923	.044	
------------------------------	--------	---------	--------	-------	------	--

1999 Sportage

4-2.0L F/inj. (16V) DOHC (3)	XP3923	APP3923	AP3923	*3923	.044	
------------------------------	--------	---------	--------	-------	------	--

1998 Sportage

4-2.0L F/inj. (16V) DOHC (3)	XP3923	APP3923	AP3923	*3923	.044	
------------------------------	--------	---------	--------	-------	------	--

1997 Sportage

4-2.0L F/inj. (16V) DOHC (3)	XP3923	APP3923	AP3923	*3923	.044	
------------------------------	--------	---------	--------	-------	------	--

4-2.0L F/inj. SOHC (1)	XP3924	APP3924	AP3924	*3924	.032	
------------------------	--------	---------	--------	-------	------	--

1996 Sportage

4-2.0L F/inj. (16V) DOHC (3)	XP3923	APP3923	AP3923	*3923	.044	
------------------------------	--------	---------	--------	-------	------	--

4-2.0L F/inj. SOHC (1)	XP3924	APP3924	AP3924	*3924	.032	
------------------------	--------	---------	--------	-------	------	--

1998 LADA CAR

Niva (Canada)

4-1.6L F/inj. CAN	XP63	APP63	AP63	*63	.025	
-------------------	------	-------	------	-----	------	--

1997 Niva (Canada)

4-1.6L F/inj. CAN 4-1.7L 2 bbl. CAN	XP63	APP63	AP63	*63	.025	
--	------	-------	------	-----	------	--

4-1.7L 2 bbl. CAN						
-------------------	--	--	--	--	--	--

Samara (Canada)

4-1.3L F/inj. CAN 4-1.5L F/inj. CAN	XP63	APP63	AP63	*63	.025	
--	------	-------	------	-----	------	--

4-1.5L F/inj. CAN						
-------------------	--	--	--	--	--	--

1996 Cossack (Canada)

4-1.6L F/inj. CAN	XP63	APP63	AP63	*63	.025	
-------------------	------	-------	------	-----	------	--

4-1.6L F/inj. CAN						
-------------------	--	--	--	--	--	--

4-1.7L 2 bbl. CAN						
-------------------	--	--	--	--	--	--

4-1.7L 2 bbl. CAN						
-------------------	--	--	--	--	--	--

4-1.7L 2 bbl. CAN						
-------------------	--	--	--	--	--	--

4-1.7L 2 bbl. CAN						
-------------------	--	--	--	--	--	--

4-1.7L 2 bbl. CAN						
-------------------	--	--	--	--	--	--

4-1.7L 2 bbl. CAN						
-------------------	--	--	--	--	--	--

4-1.7L 2 bbl. CAN						
-------------------	--	--	--	--	--	--

4-1.7L 2 bbl. CAN						
-------------------	--	--	--	--	--	--

4-1.7L 2 bbl. CAN						
-------------------	--	--	--	--	--	--

4-1.7L 2 bbl. CAN						
-------------------	--	--	--	--	--	--

4-1.7L 2 bbl. CAN						
-------------------	--	--	--	--	--	--

4-1.7L 2 bbl. CAN						
-------------------	--	--	--	--	--	--

4-1.7L 2 bbl. CAN						
-------------------	--	--	--	--	--	--

*NOTE: O.E. Recommended Plug *REMARQUE : bouchon recommandé pour l'équipement d'origine *NOTA: Se recomienda conector del equipo original

Se Section 9 pour les remarques en français en bas de page. Ver Sección 9 para las páginas de notas de pie de página español.

Passenger Cars & Light Trucks 2011 - 1996

		Autolite XP^{®**} IRIDIUM ENHANCED .6mm FINEWIRE	Autolite[®] DOUBLE PLATINUM	Autolite[®] PLATINUM & REVOLUTION HT [®]	Autolite[®] COPPER CORE	GAP ÉNCARTEMENT ESPACIO	Autolite[®] GLOW PLUGS
---	---	--	---	---	---	-------------------------------	--

1996 LADA CAR (Cont'd)

<i>Samara (Canada)</i>							
4-1.3L 2 bbl. CAN	XP63	APP63	AP63	*63	.025		
4-1.5L F/inj. CAN							
<i>Signet (Canada)</i>							
4-1.5L 2 bbl. CAN	XP63	APP63	AP63	*63	.025		

2001 LAFORZA CAR

<i>Laforza</i>							
V8-5.0L F/inj. SC	*XP104	APP104	AP104	104	.054		
V8-5.0L F/inj. Turbo							
<i>2000 Laforza</i>							
V8-5.0L F/inj. SC	*XP104	APP104	AP104	104	.054		
V8-5.0L F/inj. Turbo							
<i>1999 Laforza</i>							
V8-5.0L F/inj. SC	*XP104	APP104	AP104	104	.054		
V8-5.0L F/inj. Turbo							
<i>1998 Laforza</i>							
V8-5.0L F/inj.	*XP104	APP104	AP104	104	.054		
V8-5.0L F/inj. SC							
V8-5.0L F/inj. Turbo							
<i>1997 Laforza</i>							
V8-5.0L F/inj.	*XP104	APP104	AP104	104	.054		
<i>1996 Laforza</i>							
V8-5.0L F/inj.	*XP104	APP104	AP104	104	.054		

2007 LAMBORGHINI CAR

<i>Murcielago</i>							
V12-6.2L F/inj.	XP5224	APP5224	AP5224	*5224	.040		
<i>2006 Murcielago</i>							
V12-6.2L F/inj.	XP5224	APP5224	AP5224	*5224	.040		
<i>2005 Murcielago</i>							
V12-6.2L F/inj.	XP5224	APP5224	AP5224	*5224	.040		
<i>2004 Murcielago</i>							
V12-6.2L F/inj.	XP5224	APP5224	AP5224	*5224	.040		
<i>2003 Murcielago</i>							
V12-6.2L F/inj.	XP5224	APP5224	AP5224	*5224	.040		
<i>2002 Murcielago</i>							
V12-6.2L F/inj.	XP5224	APP5224	AP5224	*5224	.040		
<i>2001 Murcielago</i>							
V12-6.2L F/inj.	XP5224	APP5224	AP5224	*5224	.040		
<i>2000 Diablo</i>							
V12-5.7L F/inj. (48V) DOHC				*4132	.024		
<i>1999 Diablo</i>							
V12-5.7L F/inj. (48V) DOHC				*4132	.024		
<i>1998 Diablo</i>							
V12-5.7L F/inj. (48V) DOHC				*4132	.024		
<i>1997 Diablo</i>							
V12-5.7L F/inj. (48V) DOHC				*4132	.024		
<i>1996 Diablo</i>							
V12-5.7L F/inj. (48V) DOHC				*4132	.024		

***NOTE: O.E. Recommended Plug *REMARQUE : bouchon recommandé pour l'équipement d'origine *NOTA: Se recomienda conector del equipo original**
Se Section 9 pour les remarques en français en bas de page. Ver Sección 9 para las páginas de notas de pie de página español.

Passenger Cars & Light Trucks 2011 - 1996



Autolite XP^{®}**
IRIDIUM
ENHANCED
.6mm FINEWIRE

Autolite[®]
DOUBLE
PLATINUM

Autolite[®]
PLATINUM &
REVOLUTION HT[®]

Autolite[®]
COPPER
CORE

GAP
ÉNCARTEMENT
ESPACIO

Autolite[®]
GLOW
PLUGS

2011 LAND ROVER TRUCK (includes light trucks, vans, SUV's)

LR2

6-3.2L F/inj. (24V) DOHC	*XP5325	APP5325			.028	
--------------------------	----------------	---------	--	--	------	--

2010 LR2

6-3.2L F/inj. (24V) DOHC	*XP5325	APP5325			.028	
--------------------------	----------------	---------	--	--	------	--

2009 Land Rover, Range Rover

V8-4.2L F/inj. (32V) DOHC SC (3) V8-4.4L F/inj. (32V) DOHC (5)	*XP3924	APP3924	AP3924	3924	.040	
---	----------------	---------	--------	------	------	--

LR2

6-3.2L F/inj. (24V) DOHC	*XP5325	APP5325			.028	
--------------------------	----------------	---------	--	--	------	--

LR3

V8-4.4L F/inj. (32V) DOHC (5)	*XP3924	APP3924	AP3924	3924	.040	
-------------------------------	----------------	---------	--------	------	------	--

Range Rover Sport

V8-4.2L F/inj. (32V) DOHC SC (3) V8-4.4L F/inj. (32V) DOHC (5)	*XP3924	APP3924	AP3924	3924	.040	
---	----------------	---------	--------	------	------	--

2008 Land Rover, Range Rover

V8-4.2L F/inj. (32V) DOHC SC (3) V8-4.4L F/inj. (32V) DOHC (5)	*XP3924	APP3924	AP3924	3924	.040	
---	----------------	---------	--------	------	------	--

LR2

6-3.2L F/inj. (24V) DOHC	XP5325	*APP5325⁹⁵²⁴			.028	
--------------------------	--------	--------------------------------	--	--	------	--

LR3

V6-4.0L F/inj. (12V) SOHC (4)			*AP5143	5143	.040	
V8-4.4L F/inj. (32V) DOHC (5)	*XP3924	APP3924	AP3924	3924	.040	

Range Rover Sport

V8-4.2L F/inj. (32V) DOHC SC (3) V8-4.4L F/inj. (32V) DOHC (5)	*XP3924	APP3924	AP3924	3924	.040	
---	----------------	---------	--------	------	------	--

2007 Freelander

V6-2.5L F/inj. (24V) QOHC	XP3923	*APP3923	AP3923	3923	.040	
---------------------------	--------	-----------------	--------	------	------	--

Land Rover, Range Rover

V8-4.2L F/inj. (32V) DOHC SC (3) V8-4.4L F/inj. (32V) DOHC (5)	*XP3924	APP3924	AP3924	3924	.040	
	XP3924	*APP3924	AP3924	3924	.040	

LR2

6-3.2L F/inj. (24V) DOHC	XP5325	*APP5325⁹⁵²⁴			.028	
--------------------------	--------	--------------------------------	--	--	------	--

LR3

V6-4.0L F/inj. (12V) SOHC (4)			*AP5143	5143	.054	
V8-4.4L F/inj. (32V) DOHC (5)			*AP5143	5143	.040	

Range Rover Sport

V8-4.2L F/inj. (32V) DOHC SC (3) V8-4.4L F/inj. (32V) DOHC (5)	*XP3924	APP3924	AP3924	3924	.040	
---	----------------	---------	--------	------	------	--

2006 Freelander

V6-2.5L F/inj. (24V) QOHC	XP3923	*APP3923	AP3923	3923	.040	
---------------------------	--------	-----------------	--------	------	------	--

Land Rover, Range Rover

V8-4.2L F/inj. (32V) DOHC SC (3) V8-4.4L F/inj. (32V) DOHC (5)	*XP3924	APP3924	AP3924	3924	.040	
---	----------------	---------	--------	------	------	--

LR3

V6-4.0L F/inj. (12V) SOHC (4)			*AP5143	5143	.054	
V8-4.4L F/inj. (32V) DOHC (5)	*XP3924	APP3924	AP3924	3924	.040	

Range Rover Sport

V8-4.2L F/inj. (32V) DOHC SC (3) V8-4.4L F/inj. (32V) DOHC (5)	*XP3924	APP3924	AP3924	3924	.040	
---	----------------	---------	--------	------	------	--

2005 Freelander

V6-2.5L F/inj. (24V) QOHC	XP3923	*APP3923	AP3923	3923	.040	
---------------------------	--------	-----------------	--------	------	------	--

***NOTE: O.E. Recommended Plug *REMARQUE : bouchon recommandé pour l'équipement d'origine *NOTA: Se recomienda conector del equipo original**

Se Section 9 pour les remarques en français en bas de page. Ver Seccion 9 para las páginas de notas de pie de página español.

⁹⁵²⁴ Fine wire

Passenger Cars & Light Trucks 2011 - 1996



Autolite XP^{®}**
IRIDIUM
ENHANCED
.6mm FINEWIRE

Autolite[®]
DOUBLE
PLATINUM

Autolite[®]
PLATINUM &
REVOLUTION HT[®]

Autolite[®]
COPPER
CORE

GAP
ÉNCARTEMENT
ESPACIO

Autolite[®]
GLOW
PLUGS

LAND ROVER TRUCK

2005 LAND ROVER TRUCK (includes light trucks, vans, SUV's) (Cont'd)

Model	Autolite XP ^{®**}	Autolite [®]	Autolite [®]	Autolite [®]	GAP	Autolite [®]
	IRIDIUM ENHANCED .6mm FINEWIRE	DOUBLE PLATINUM	PLATINUM & REVOLUTION HT [®]	COPPER CORE	ÉNCARTEMENT ESPACIO	GLOW PLUGS
2005 Land Rover, Range Rover						
V8-4.4L F/inj. (32V) DOHC (1)	XP3924	*APP3924	AP3924	3924	.040	
LR3						
V6-4.0L F/inj. (12V) SOHC (4)			*AP5143	5143	.054	
V8-4.4L F/inj. (32V) DOHC	XP5224	*APP5224	AP5224	5224	.040	
2004 Discovery						
V8-4.6L F/inj. (16V) (4)	XP3924	*APP3924	AP3924	3924	.040	
Freelander						
V6-2.5L F/inj. (24V) QOHC	XP3923	*APP3923	AP3923	3923	.040	
2004 Land Rover, Range Rover						
V8-4.4L F/inj. (32V) DOHC (1)	XP3924	*APP3924	AP3924	3924	.040	
2003 Discovery						
V8-4.6L F/inj. (16V) (4)	XP3924	*APP3924	AP3924	3924	.040	
Freelander						
V6-2.5L F/inj. (24V) QOHC	XP3923	*APP3923	AP3923	3923	.040	
2003 Land Rover, Range Rover						
V8-4.4L F/inj. (32V) DOHC (1)	XP3924	*APP3924	AP3924	3924	.040	
2002 Discovery						
V8-4.0L F/inj. OHV	XP3924	*APP3924	AP3924	3924	.040	
Freelander						
V6-2.5L F/inj. (24V) QOHC	XP3923	*APP3923	AP3923	3923	.040	
2002 Land Rover, Range Rover						
V8-4.6L F/inj. OHV (4)	XP3924	*APP3924	AP3924	3924	.040	
2001 Discovery						
V8-4.0L F/inj. OHV	XP3924	*APP3924	AP3924	3924	.040	
2001 Land Rover, Range Rover						
V8-4.0L F/inj. OHV	XP3924	*APP3924	AP3924	3924	.040	
V8-4.6L F/inj. OHV (4)						
2000 Discovery						
V8-4.0L F/inj. OHV	XP5224	*APP5224	AP5224	5224	.040	
2000 Land Rover, Range Rover						
V8-4.0L F/inj. OHV	XP5224	APP5224	AP5224	*5224	.032	
V8-4.6L F/inj. OHV (W)	XP5224	APP5224	AP5224	*5224	.040	
1999 Discovery						
V8-4.0L F/inj.	XP5224	APP5224	AP5224	*5224	.032	
1999 Land Rover, Range Rover						
V8-4.0L F/inj.	XP5224	APP5224	AP5224	*5224	.032	
V8-4.6L F/inj.						
1998 Defender 90						
V8-4.0L F/inj.	XP64	APP64	AP64	*64	.032	
1998 Discovery						
V8-4.0L F/inj.	XP64	APP64	AP64	*64	.032	
1998 Land Rover, Range Rover						
V8-4.0L F/inj.	XP64	APP64	AP64	*64	.032	
V8-4.6L F/inj.						
1997 Defender 90						
V8-4.0L F/inj.	XP64	APP64	AP64	*64	.032	
1997 Discovery						
V8-4.0L F/inj.	XP64	APP64	AP64	*64	.032	

*NOTE: O.E. Recommended Plug *REMARQUE : bouchon recommandé pour l'équipement d'origine *NOTA: Se recomienda conector del equipo original

Se Section 9 pour les remarques en français en bas de page. Ver Seccion 9 para las páginas de notas de pie de página español.

Passenger Cars & Light Trucks 2011 - 1996



Autolite XP^{®}**
IRIDIUM
ENHANCED
.6mm FINEWIRE

Autolite[®]
DOUBLE
PLATINUM

Autolite[®]
PLATINUM &
REVOLUTION HT[®]

Autolite[®]
COPPER
CORE

GAP
ÉNCARTEMENT
ESPACIO

Autolite[®]
GLOW
PLUGS

1997 LAND ROVER TRUCK (includes light trucks, vans, SUV's) (Cont'd)

Land Rover, Range Rover

V8-4.0L F/inj. V8-4.6L F/inj.	XP64	APP64	AP64	*64	.032	
----------------------------------	------	-------	------	------------	------	--

1996 Defender 90

V8-3.9L F/inj.	XP64	APP64	AP64	*64	.032	
----------------	------	-------	------	------------	------	--

Discovery

V8-4.0L F/inj.	XP64	APP64	AP64	*64	.032	
----------------	------	-------	------	------------	------	--

Land Rover, Range Rover

V8-4.0L F/inj. V8-4.6L F/inj.	XP64	APP64	AP64	*64	.032	
----------------------------------	------	-------	------	------------	------	--

2011 LEXUS CAR

ES350

V6-3.5L F/inj. (24V) DOHC 2GR-FE (J)	*XP5325	APP5325			.044	
--------------------------------------	----------------	---------	--	--	------	--

GS350

V6-3.5L F/inj. (24V) DOHC 2GR-FSE (E)	*XP5325	APP5325			.044	
---------------------------------------	----------------	---------	--	--	------	--

GS450h Hybrid

V6-3.5L D.I. (24V) QOHC 2GR-FSE	*XP5325	APP5325			.044	
---------------------------------	----------------	---------	--	--	------	--

GS460

V8-4.6L F/inj. (32V) QOHC 1URFSE	*XP5325	APP5325			.044	
----------------------------------	----------------	---------	--	--	------	--

IS250, IS250C

V6-2.5L D.I. (24V) QOHC 4GR-FSE	*XP5325	APP5325			.044	
---------------------------------	----------------	---------	--	--	------	--

IS350, IS350C

V6-3.5L D.I. (24V) QOHC 2GR-FSE	*XP5325	APP5325			.044	
---------------------------------	----------------	---------	--	--	------	--

IS-F

V8-5.0L D.I. (32V) DOHC 2URGSE	*XP5325	APP5325			.044	
--------------------------------	----------------	---------	--	--	------	--

LS460, LS460L

V8-4.6L F/inj. (32V) QOHC 1URFSE	*XP5325	APP5325			.044	
----------------------------------	----------------	---------	--	--	------	--

2010 ES350

V6-3.5L D.I. (24V) QOHC 2GR-FE	*XP5325	APP5325			.044	
--------------------------------	----------------	---------	--	--	------	--

GS350

V6-3.5L D.I. (24V) QOHC 2GR-FSE	*XP5325	APP5325			.044	
---------------------------------	----------------	---------	--	--	------	--

GS450h Hybrid

V6-3.5L D.I. (24V) QOHC 2GR-FSE	*XP5325	APP5325			.044	
---------------------------------	----------------	---------	--	--	------	--

GS460

V8-4.6L F/inj. (32V) QOHC 1URFSE	*XP5325	APP5325			.044	
----------------------------------	----------------	---------	--	--	------	--

HS250h Hybrid

4-2.4L F/inj. (16V) DOHC 2AZ-FXE	*XP3923	APP3923	AP3923	3923	.044	
----------------------------------	----------------	---------	--------	------	------	--

IS250, IS250C

V6-2.5L D.I. (24V) QOHC 4GR-FSE	*XP5325	APP5325			.044	
---------------------------------	----------------	---------	--	--	------	--

IS350, IS350C

V6-3.5L D.I. (24V) QOHC 2GR-FSE	*XP5325	APP5325			.044	
---------------------------------	----------------	---------	--	--	------	--

IS-F

V8-5.0L D.I. (32V) DOHC 2URGSE	*XP5325	APP5325			.044	
--------------------------------	----------------	---------	--	--	------	--

LS460, LS460L

V8-4.6L F/inj. (32V) QOHC 1URFSE	*XP5325	APP5325			.044	
----------------------------------	----------------	---------	--	--	------	--

LS600h L Hybrid

V8-5.0L F/inj. (32V) QOHC 2URSFE	*XP5325	APP5325			.044	
----------------------------------	----------------	---------	--	--	------	--

SC430

V8-4.3L F/inj. (32V) QOHC 3UZFE	*XP3923	APP3923	AP3923	3923	.044	
---------------------------------	----------------	---------	--------	------	------	--

2009 ES350

V6-3.5L D.I. (24V) QOHC 2GR-FE	*XP5325	APP5325			.044	
--------------------------------	----------------	---------	--	--	------	--

*NOTE: O.E. Recommended Plug *REMARQUE : bouchon recommandé pour l'équipement d'origine *NOTA: Se recomienda conector del equipo original

Se Section 9 pour les remarques en français en bas de page. Ver Seccion 9 para las páginas de notas de pie de página español.

Passenger Cars & Light Trucks 2011 - 1996



Autolite XP^{®}**
IRIDIUM
ENHANCED
.6mm FINEWIRE

Autolite[®]
DOUBLE
PLATINUM

Autolite[®]
PLATINUM &
REVOLUTION HT[®]

Autolite[®]
COPPER
CORE

GAP
ÉNCARTEMENT
ESPACIO

Autolite[®]
GLOW
PLUGS

2009 LEXUS CAR (Cont'd)

GS350							
V6-3.5L D.I. (24V) QOHC 2GR-FSE	*XP5325	APP5325				.044	
GS450h Hybrid							
V6-3.5L D.I. (24V) QOHC 2GR-FSE	*XP5325	APP5325				.044	
GS460							
V8-4.6L F/inj. (32V) QOHC 1URFSE	*XP5325	APP5325				.044	
IS250, IS250C							
V6-2.5L D.I. (24V) QOHC 4GR-FSE	*XP5325	APP5325				.044	
IS350							
V6-3.5L D.I. (24V) QOHC 2GR-FSE	*XP5325	APP5325				.044	
IS-F							
V8-5.0L D.I. (32V) DOHC 2URGSE	*XP5325	APP5325				.044	
LS460, LS460L							
V8-4.6L F/inj. (32V) QOHC 1URFSE	*XP5325	APP5325				.044	
LS600h L Hybrid							
V8-5.0L F/inj. (32V) QOHC 2URSFSE	*XP5325	APP5325				.044	
SC430							
V8-4.3L F/inj. (32V) QOHC 3UZFE	*XP3923	APP3923	AP3923	3923		.044	
2008 ES350							
V6-3.5L D.I. (24V) QOHC 2GR-FE	*XP5325	APP5325				.044	
GS350							
V6-3.5L D.I. (24V) QOHC 2GR-FSE	*XP5325	APP5325				.044	
GS450h Hybrid							
V6-3.5L D.I. (24V) QOHC 2GR-FSE	*XP5325	APP5325				.044	
GS460							
V8-4.6L F/inj. (32V) QOHC 1URFSE	*XP5325	APP5325				.044	
IS250							
V6-2.5L D.I. (24V) QOHC 4GR-FSE	*XP5325	APP5325				.044	
IS350							
V6-3.5L D.I. (24V) QOHC 2GR-FSE	*XP5325	APP5325				.044	
IS-F							
V8-5.0L D.I. (32V) DOHC 2URGSE	*XP5325	APP5325				.044	
LS460, LS460L							
V8-4.6L F/inj. (32V) QOHC 1URFSE	*XP5325	APP5325				.044	
LS600h L Hybrid							
V8-5.0L F/inj. (32V) QOHC 2URSFSE	*XP5325	APP5325				.044	
SC430							
V8-4.3L F/inj. (32V) QOHC 3UZFE	*XP3923	APP3923	AP3923	3923		.044	
2007 ES350							
V6-3.5L D.I. (24V) QOHC 2GR-FE	*XP3923	APP3923	AP3923	3923		.044	
GS350							
V6-3.5L D.I. (24V) QOHC 2GR-FSE	*XP5325	APP5325				.044	
GS430							
V8-4.3L F/inj. (32V) QOHC 3UZFE	*XP5325	APP5325				.044	
GS450h Hybrid							
V6-3.5L D.I. (24V) QOHC 2GR-FSE	*XP5325	APP5325				.044	
IS250							
V6-2.5L D.I. (24V) QOHC 4GR-FSE	*XP5325	APP5325				.044	
IS350							
V6-3.5L D.I. (24V) QOHC 2GR-FSE	*XP5325	APP5325				.044	
LS460, LS460L							
V8-4.6L F/inj. (32V) QOHC 1URFSE	*XP5325	APP5325				.044	

***NOTE: O.E. Recommended Plug *REMARQUE : bouchon recommandé pour l'équipement d'origine *NOTA: Se recomienda conector del equipo original**

Se Section 9 pour les remarques en français en bas de page. Ver Seccion 9 para las páginas de notas de pie de página español.

Passenger Cars & Light Trucks 2011 - 1996



Autolite XP^{®}**
IRIDIUM
ENHANCED
.6mm FINEWIRE

Autolite[®]
DOUBLE
PLATINUM

Autolite[®]
PLATINUM &
REVOLUTION HT[®]

Autolite[®]
COPPER
CORE

GAP
ÉNCARTEMENT
ESPACIO

Autolite[®]
GLOW
PLUGS

2007 LEXUS CAR (Cont'd)

SC430						
V8-4.3L F/inj. (32V) QOHC 3UZFE	*XP3923	APP3923	AP3923	3923	.044	
2006 ES330						
V6-3.3L F/inj. (24V) QOHC 3MZ-FE	*XP3923	APP3923	AP3923	3923	.044	
GS430						
V8-4.3L F/inj. (32V) QOHC 3UZFE	*XP3923	APP3923	AP3923	3923	.044	
IS250						
V6-2.5L D.I. (24V) QOHC 4GR-FSE	*XP5325	APP5325			.044	
IS350						
V6-3.5L D.I. (24V) QOHC 2GR-FSE	*XP5325	APP5325			.044 .040	
LS430						
V8-4.3L F/inj. (32V) QOHC 3UZFE	*XP3923	APP3923	AP3923	3923	.044	
SC430						
V8-4.3L F/inj. (32V) QOHC 3UZFE	*XP3923	APP3923	AP3923	3923	.044	
2005 ES330						
V6-3.3L F/inj. (24V) QOHC 3MZ-FE	*XP3923	APP3923	AP3923	3923	.044	
GS300						
6-3.0L F/inj. (24V) DOHC 2JZ-GE	*XP3924	APP3924	AP3924	3924	.044	
GS430						
V8-4.3L F/inj. (32V) QOHC 3UZFE	*XP3923	APP3923	AP3923	3923	.044	
IS300, Sport Cross						
6-3.0L F/inj. (24V) DOHC 2JZ-GE	*XP3924	APP3924	AP3924	3924	.044	
LS430						
V8-4.3L F/inj. (32V) QOHC 3UZFE	*XP3923	APP3923	AP3923	3923	.044	
SC430						
V8-4.3L F/inj. (32V) QOHC 3UZFE	*XP3923	APP3923	AP3923	3923	.044	
2004 ES330						
V6-3.3L F/inj. (24V) QOHC 3MZ-FE	*XP3923	APP3923	AP3923	3923	.044	
GS300						
6-3.0L F/inj. (24V) DOHC 2JZ-GE	*XP3924	APP3924	AP3924	3924	.044	
GS430						
V8-4.3L F/inj. (32V) QOHC 3UZFE	*XP3923	APP3923	AP3923	3923	.044	
IS300, Sport Cross						
6-3.0L F/inj. (24V) DOHC 2JZ-GE	*XP3924	APP3924	AP3924	3924	.044	
LS430						
V8-4.3L F/inj. (32V) QOHC 3UZFE	*XP3923	APP3923	AP3923	3923	.044	
SC430						
V8-4.3L F/inj. (32V) QOHC 3UZFE	*XP3923	APP3923	AP3923	3923	.044	
2003 ES300						
V6-3.0L F/inj. (24V) QOHC 1MZ-FE	*XP3923	APP3923	AP3923	3923	.044	
GS300						
6-3.0L F/inj. (24V) DOHC 2JZ-GE	*XP3924	APP3924	AP3924	3924	.044	
GS430						
V8-4.3L F/inj. (32V) QOHC 3UZFE	*XP3923	APP3923	AP3923	3923	.044	
IS300, Sport Cross						
6-3.0L F/inj. (24V) DOHC 2JZ-GE	*XP3924	APP3924	AP3924	3924	.044	
LS430						
V8-4.3L F/inj. (32V) QOHC 3UZFE	*XP3923	APP3923	AP3923	3923	.044	
SC430						
V8-4.3L F/inj. (32V) QOHC 3UZFE	*XP3923	APP3923	AP3923	3923	.044	

***NOTE: O.E. Recommended Plug *REMARQUE : bouchon recommandé pour l'équipement d'origine *NOTA: Se recomienda conector del equipo original**

Se Section 9 pour les remarques en français en bas de page. Ver Seccion 9 para las páginas de notas de pie de página español.

Passenger Cars & Light Trucks 2011 - 1996



Autolite XP^{®}**
IRIDIUM
ENHANCED
.6mm FINEWIRE

Autolite[®]
DOUBLE
PLATINUM

Autolite[®]
PLATINUM &
REVOLUTION HT[®]

Autolite[®]
COPPER
CORE

GAP
ÉNCARTEMENT
ESPACIO

Autolite[®]
GLOW
PLUGS

LEXUS CAR (Cont'd)

2002 ES300

V6-3.0L F/inj. (24V) QOHC 1MZ-FE	*XP3923	APP3923	AP3923	3923	.044	
----------------------------------	----------------	---------	--------	------	------	--

GS300

6-3.0L F/inj. (24V) DOHC 2JZ-GE	*XP3924	APP3924	AP3924	3924	.044	
---------------------------------	----------------	---------	--------	------	------	--

GS430

V8-4.3L F/inj. (32V) QOHC 3UZFE	*XP3923	APP3923	AP3923	3923	.044	
---------------------------------	----------------	---------	--------	------	------	--

IS300, Sport Cross

6-3.0L F/inj. (24V) DOHC 2JZ-GE	*XP3924	APP3924	AP3924	3924	.044	
---------------------------------	----------------	---------	--------	------	------	--

LS430

V8-4.3L F/inj. (32V) QOHC 3UZFE	*XP3923	APP3923	AP3923	3923	.044	
---------------------------------	----------------	---------	--------	------	------	--

SC430

V8-4.3L F/inj. (32V) QOHC 3UZFE	*XP3923	APP3923	AP3923	3923	.044	
---------------------------------	----------------	---------	--------	------	------	--

2001 ES300

V6-3.0L F/inj. (24V) QOHC 1MZ-FE	*XP3923	APP3923	AP3923	3923	.044	
----------------------------------	----------------	---------	--------	------	------	--

GS300

6-3.0L F/inj. (24V) DOHC 2JZ-GE	*XP3924	APP3924	AP3924	3924	.044	
---------------------------------	----------------	---------	--------	------	------	--

GS430

V8-4.3L F/inj. (32V) QOHC 3UZFE	*XP3923	APP3923	AP3923	3923	.044	
---------------------------------	----------------	---------	--------	------	------	--

IS300, Sport Cross

6-3.0L F/inj. (24V) DOHC 2JZ-GE	*XP3924	APP3924	AP3924	3924	.044	
---------------------------------	----------------	---------	--------	------	------	--

LS400

V8-4.0L F/inj. (32V) DOHC 1UZ-FE	*XP3923	APP3923	AP3923	3923	.044	
----------------------------------	----------------	---------	--------	------	------	--

LS430

V8-4.3L F/inj. (32V) QOHC 3UZFE	*XP3923	APP3923	AP3923	3923	.044	
---------------------------------	----------------	---------	--------	------	------	--

SC300

6-3.0L F/inj. (24V) DOHC 2JZ-GE	*XP3924	APP3924	AP3924	3924	.044	
---------------------------------	----------------	---------	--------	------	------	--

SC400

V8-4.0L F/inj. (32V) DOHC 1UZ-FE	*XP3923	APP3923	AP3923	3923	.044	
----------------------------------	----------------	---------	--------	------	------	--

SC430

V8-4.3L F/inj. (32V) QOHC 3UZFE	*XP3923	APP3923	AP3923	3923	.044	
---------------------------------	----------------	---------	--------	------	------	--

2000 ES300

V6-3.0L F/inj. (24V) QOHC 1MZ-FE	*XP3923	APP3923	AP3923	3923	.044	
----------------------------------	----------------	---------	--------	------	------	--

GS300

6-3.0L F/inj. (24V) DOHC 2JZ-GE	XP5224	*APP5224	AP5224	5224	.044	
---------------------------------	--------	-----------------	--------	------	------	--

GS400

V8-4.0L F/inj. (32V) DOHC 1UZ-FE	*XP3923	APP3923	AP3923	3923	.044	
----------------------------------	----------------	---------	--------	------	------	--

GS430

V8-4.3L F/inj. (32V) QOHC 3UZFE	*XP3923	APP3923	AP3923	3923	.044	
---------------------------------	----------------	---------	--------	------	------	--

LS400

V8-4.0L F/inj. (32V) DOHC 1UZ-FE	*XP3923	APP3923	AP3923	3923	.044	
----------------------------------	----------------	---------	--------	------	------	--

LS430

V8-4.3L F/inj. (32V) QOHC 3UZFE	*XP3923	APP3923	AP3923	3923	.044	
---------------------------------	----------------	---------	--------	------	------	--

SC300

6-3.0L F/inj. (24V) DOHC 2JZ-GE	XP5224	*APP5224	AP5224	5224	.044	
---------------------------------	--------	-----------------	--------	------	------	--

SC400

V8-4.0L F/inj. (32V) DOHC 1UZ-FE	*XP3923	APP3923	AP3923	3923	.044	
----------------------------------	----------------	---------	--------	------	------	--

1999 ES300

V6-3.0L F/inj. (24V) DOHC 1MZ-FE	*XP3923	APP3923	AP3923	3923	.044	
----------------------------------	----------------	---------	--------	------	------	--

GS300

6-3.0L F/inj. (24V) DOHC 2JZ-GE	XP5224	*APP5224	AP5224	5224	.044	
---------------------------------	--------	-----------------	--------	------	------	--

GS400

V8-4.0L F/inj. (32V) DOHC 1UZ-FE	*XP3923	APP3923	AP3923	3923	.044	
----------------------------------	----------------	---------	--------	------	------	--

***NOTE: O.E. Recommended Plug *REMARQUE : bouchon recommandé pour l'équipement d'origine *NOTA: Se recomienda conector del equipo original**

Se Section 9 pour les remarques en français en bas de page. Ver Seccion 9 para las páginas de notas de pie de página español.

Passenger Cars & Light Trucks 2011 - 1996



Autolite XP^{®}**
IRIDIUM
ENHANCED
.6mm FINEWIRE

Autolite[®]
DOUBLE
PLATINUM

Autolite[®]
PLATINUM &
REVOLUTION HT[®]

Autolite[®]
COPPER
CORE

GAP
ÉNCARTEMENT
ESPACIO

Autolite[®]
GLOW
PLUGS

1999 LEXUS CAR (Cont'd)

LS400						
V8-4.0L F/inj. (32V) DOHC 1UZ-FE	*XP3923	APP3923	AP3923	3923	.044	
SC300						
6-3.0L F/inj. (24V) DOHC 2JZ-GE	XP5224	*APP5224	AP5224	5224	.044	
SC400						
V8-4.0L F/inj. (32V) DOHC 1UZ-FE	*XP3923	APP3923	AP3923	3923	.044	
1998 ES300						
V6-3.0L F/inj. (24V) DOHC 1MZ-FE	XP3923	*APP3923	AP3923	3923	.044	
GS300						
6-3.0L F/inj. (24V) DOHC 2JZ-GE	XP5224	*APP5224	AP5224	5224	.044	
GS400						
V8-4.0L F/inj. (32V) DOHC 1UZ-FE	*XP3923	APP3923	AP3923	3923	.044	
LS400						
V8-4.0L F/inj. (32V) DOHC 1UZ-FE	*XP3923	APP3923	AP3923	3923	.044	
SC300						
6-3.0L F/inj. (24V) DOHC 2JZ-GE	XP3924	*APP3924	AP3924	3924	.044	
SC400						
V8-4.0L F/inj. (32V) DOHC 1UZ-FE	*XP3923	APP3923	AP3923	3923	.044	
1997 ES300						
V6-3.0L F/inj. (24V) DOHC 1MZ-FE	XP3923	*APP3923	AP3923	3923	.044	
GS300						
6-3.0L F/inj. (24V) DOHC 2JZ-GE	XP3924	*APP3924	AP3924	3924	.044	
LS400						
V8-4.0L F/inj. (32V) DOHC 1UZ-FE	XP3923	*APP3923	AP3923	3923	.044	
SC300						
6-3.0L F/inj. (24V) DOHC 2JZ-GE	XP3924	*APP3924	AP3924	3924	.044	
SC400						
V8-4.0L F/inj. (32V) DOHC 1UZ-FE	XP3923	*APP3923	AP3923	3923	.044	
1996 ES300						
V6-3.0L F/inj. (24V) DOHC 1MZ-FE	XP3923	*APP3923	AP3923	3923	.044	
GS300						
6-3.0L F/inj. (24V) DOHC 2JZ-GE	XP3924	*APP3924	AP3924	3924	.044	
LS400						
V8-4.0L F/inj. (32V) DOHC 1UZ-FE	XP3923	*APP3923	AP3923	3923	.032	
SC300						
6-3.0L F/inj. (24V) DOHC 2JZ-GE	XP3924	*APP3924	AP3924	3924	.044	
SC400						
V8-4.0L F/inj. (32V) DOHC 1UZ-FE	XP3923	*APP3923	AP3923	3923	.032	
2011 LEXUS TRUCK (includes light trucks, vans, SUV's)						
GX460						
V8-4.6L F/inj. (32V) QOHC 1URFE	*XP5325	APP5325			.044	
LX570						
V8-5.7L D.I. 3URFE (Y)	*XP5325	APP5325			.044	
RX350						
V6-3.5L D.I. (24V) QOHC 2GR-FE	*XP5325	APP5325			.044	
RX450H Hybrid						
V6-3.5L D.I. (24V) QOHC 2GRFXE (C)	*XP5325	APP5325			.044	
2010 GX460						
V8-4.6L F/inj. (32V) QOHC 1URFE	*XP3923	APP3923	AP3923	3923	.044	
LX570						
V8-5.7L D.I. 3URFE (Y)	*XP5325	APP5325			.044	

***NOTE: O.E. Recommended Plug *REMARQUE : bouchon recommandé pour l'équipement d'origine *NOTA: Se recomienda conector del equipo original**

Se Section 9 pour les remarques en français en bas de page. Ver Seccion 9 para las páginas de notas de pie de página español.

Passenger Cars & Light Trucks 2011 - 1996



Autolite XP^{®}**
IRIDIUM
ENHANCED
.6mm FINEWIRE

Autolite[®]
DOUBLE
PLATINUM

Autolite[®]
PLATINUM &
REVOLUTION HT[®]

Autolite[®]
COPPER
CORE

GAP
ÉNCARTEMENT
ESPACIO

Autolite[®]
GLOW
PLUGS

2010 LEXUS TRUCK (includes light trucks, vans, SUV's) (Cont'd)

RX350

V6-3.5L D.I. (24V) QOHC 2GR-FE	*XP5325	APP5325			.044	
--------------------------------	---------	---------	--	--	------	--

RX450H Hybrid

V6-3.5L D.I. (24V) QOHC 2GRFXE (C)	*XP5325	APP5325			.044	
------------------------------------	---------	---------	--	--	------	--

2009 GX470

V8-4.7L F/inj. (32V) QOHC 2UZ-FE	*XP3923	APP3923	AP3923	3923	.044	
----------------------------------	---------	---------	--------	------	------	--

LX570

V8-5.7L F/inj. (32V) DOHC 3URFE	*XP5325	APP5325			.044	
---------------------------------	---------	---------	--	--	------	--

RX350

V6-3.5L D.I. (24V) QOHC 2GR-FE	*XP5325	APP5325			.044	
--------------------------------	---------	---------	--	--	------	--

RX400h Hybrid

V6-3.3L D.I. (24V) QOHC 3MZ-FE	*XP3923	APP3923	AP3923	3923	.044	
--------------------------------	---------	---------	--------	------	------	--

2008 GX470

V8-4.7L F/inj. (32V) QOHC 2UZ-FE	*XP3923	APP3923	AP3923	3923	.044	
----------------------------------	---------	---------	--------	------	------	--

LX570

V8-5.7L F/inj. (32V) DOHC 3URFE	*XP5325	APP5325			.044	
---------------------------------	---------	---------	--	--	------	--

RX350

V6-3.5L D.I. (24V) QOHC 2GR-FE	*XP5325	APP5325			.044	
--------------------------------	---------	---------	--	--	------	--

RX400h Hybrid

V6-3.3L D.I. (24V) QOHC 3MZ-FE	*XP3923	APP3923	AP3923	3923	.044	
--------------------------------	---------	---------	--------	------	------	--

2007 GX470

V8-4.7L F/inj. (32V) QOHC 2UZ-FE	*XP3923	APP3923	AP3923	3923	.044	
----------------------------------	---------	---------	--------	------	------	--

LX470

V8-4.7L F/inj. (32V) QOHC 2UZ-FE	*XP3923	APP3923	AP3923	3923	.044	
----------------------------------	---------	---------	--------	------	------	--

RX350

V6-3.5L D.I. (24V) QOHC 2GR-FE	*XP3923	APP3923	AP3923	3923	.044	
--------------------------------	---------	---------	--------	------	------	--

RX400h Hybrid

V6-3.3L D.I. (24V) QOHC 3MZ-FE	*XP3923	APP3923	AP3923	3923	.044	
--------------------------------	---------	---------	--------	------	------	--

2006 GX470

V8-4.7L F/inj. (32V) QOHC 2UZ-FE	*XP3923	APP3923	AP3923	3923	.044	
----------------------------------	---------	---------	--------	------	------	--

LX470

V8-4.7L F/inj. (32V) QOHC 2UZ-FE	*XP3923	APP3923	AP3923	3923	.044	
----------------------------------	---------	---------	--------	------	------	--

RX330

V6-3.3L F/inj. (24V) QOHC 3MZ-FE	*XP3923	APP3923	AP3923	3923	.044	
----------------------------------	---------	---------	--------	------	------	--

RX400h Hybrid

V6-3.3L F/inj. (24V) QOHC 3MZ-FE	*XP3923	APP3923	AP3923	3923	.044	
----------------------------------	---------	---------	--------	------	------	--

2005 GX470

V8-4.7L F/inj. (32V) QOHC 2UZ-FE	*XP3923	APP3923	AP3923	3923	.044	
----------------------------------	---------	---------	--------	------	------	--

LX470

V8-4.7L F/inj. (32V) QOHC 2UZ-FE	*XP3923	APP3923	AP3923	3923	.044	
----------------------------------	---------	---------	--------	------	------	--

RX330

V6-3.3L F/inj. (24V) QOHC 3MZ-FE	*XP3923	APP3923	AP3923	3923	.044	
----------------------------------	---------	---------	--------	------	------	--

2004 GX470

V8-4.7L F/inj. (32V) QOHC 2UZ-FE	*XP3923	APP3923	AP3923	3923	.044	
----------------------------------	---------	---------	--------	------	------	--

LX470

V8-4.7L F/inj. (32V) QOHC 2UZ-FE	*XP3923	APP3923	AP3923	3923	.044	
----------------------------------	---------	---------	--------	------	------	--

RX330

V6-3.3L F/inj. (24V) QOHC 3MZ-FE	*XP3923	APP3923	AP3923	3923	.044	
----------------------------------	---------	---------	--------	------	------	--

2003 GX470

V8-4.7L F/inj. (32V) QOHC 2UZ-FE	*XP3923	APP3923	AP3923	3923	.044	
----------------------------------	---------	---------	--------	------	------	--

*NOTE: O.E. Recommended Plug *REMARQUE : bouchon recommandé pour l'équipement d'origine *NOTA: Se recomienda conector del equipo original

Se Section 9 pour les remarques en français en bas de page. Ver Sección 9 para las páginas de notas de pie de página español.

LEXUS TRUCK

Passenger Cars & Light Trucks 2011 - 1996



Autolite XP^{®}**
IRIDIUM
ENHANCED
.6mm FINEWIRE

Autolite[®]
DOUBLE
PLATINUM

Autolite[®]
PLATINUM &
REVOLUTION HT[®]

Autolite[®]
COPPER
CORE

GAP
ÉNCARTEMENT
ESPACIO

Autolite[®]
GLOW
PLUGS

2003 LEXUS TRUCK (includes light trucks, vans, SUV's) (Cont'd)



LX470							
V8-4.7L F/inj. (32V) QOHC 2UZ-FE	*XP3923	APP3923	AP3923	3923	.044		
RX300							
V6-3.0L F/inj. (24V) QOHC 1MZ-FE	*XP3923	APP3923	AP3923	3923	.044		
2002 LX470							
V8-4.7L F/inj. (32V) QOHC 2UZ-FE	*XP3923	APP3923	AP3923	3923	.044		
RX300							
V6-3.0L F/inj. (24V) QOHC 1MZ-FE	*XP3923	APP3923	AP3923	3923	.044		
2001 LX470							
V8-4.7L F/inj. (32V) QOHC 2UZ-FE	*XP3923	APP3923	AP3923	3923	.044		
RX300							
V6-3.0L F/inj. (24V) QOHC 1MZ-FE	*XP3923	APP3923	AP3923	3923	.044		
2000 LX470							
V8-4.7L F/inj. (32V) QOHC 2UZ-FE	*XP3923	APP3923	AP3923	3923	.044		
RX300							
V6-3.0L F/inj. (24V) QOHC 1MZ-FE	*XP3923	APP3923	AP3923	3923	.044		
1999 LX470							
V8-4.7L F/inj. (32V) DOHC 2UZ-FE	*XP3923	APP3923	AP3923	3923	.044		
RX300							
V6-3.0L F/inj. (24V) DOHC 1MZ-FE	*XP3923	APP3923	AP3923	3923	.044		
1998 LX470							
V8-4.7L F/inj. (32V) DOHC 2UZ-FE	*XP3923	APP3923	AP3923	3923	.044		
RX300							
V6-3.0L F/inj. (24V) DOHC 1MZ-FE	*XP3923	APP3923	AP3923	3923	.044		
1997 LX450							
6-4.5L F/inj. (24V) DOHC 1FZ-FE	XP3924	APP3924	AP3924	*3924	.032		
1996 LX450							
6-4.5L F/inj. (24V) DOHC 1FZ-FE	XP3924	APP3924	AP3924	*3924	.032		
2011 LINCOLN CAR							
MKS							
V6-3.7L F/inj. (24V) DOHC (R)	*XP5364	APP5364			.054		
MKZ							
V6-3.5L F/inj. (24V) DOHC (C)	*XP5364	APP5364			.054		
MKZ Hybrid							
4-2.5L F/inj. (16V) DOHC (3)	*XP5364	APP5364			.040		
Town Car							
V8-4.6L F/inj. (16V) SOHC Flex Fuel (V)	XP104	APP104	*AP104 ⁹⁵²⁴	104	.054		
2010 MKS							
V6-3.7L F/inj. (24V) DOHC (R)	*XP5364	APP5364			.054		
MKZ							
4-2.5L F/inj. (A)	*XP5364	APP5364			.051		
V6-3.5L F/inj. (24V) DOHC (C)	*XP5364	APP5364			.054		
Town Car							
V8-4.6L F/inj. (16V) SOHC (W)	XP104	APP104	*AP104 ⁹⁵²⁴	104	.054		
V8-4.6L F/inj. (16V) SOHC Flex Fuel (V)							
2009 MKS							
V6-3.7L F/inj. (24V) DOHC (R)	*XP5364	APP5364			.054		
MKZ							
V6-3.5L F/inj. (24V) DOHC (T)	*XP5364	APP5364			.054		

*NOTE: O.E. Recommended Plug *REMARQUE : bouchon recommandé pour l'équipement d'origine *NOTA: Se recomienda conector del equipo original

Se Section 9 pour les remarques en français en bas de page. Ver Sección 9 para las páginas de notas de pie de página español.

⁹⁵²⁴ Fine wire

Passenger Cars & Light Trucks 2011 - 1996

		Autolite XP^{®**} IRIDIUM ENHANCED .6mm FINEWIRE	Autolite[®] DOUBLE PLATINUM	Autolite[®] PLATINUM & REVOLUTION HT [®]	Autolite[®] COPPER CORE	GAP ÉCARTEMENT ESPACIO	Autolite[®] GLOW PLUGS
2009 LINCOLN CAR (Cont'd)							
<i>Town Car</i>							
V8-4.6L F/inj. (16V) SOHC (W) V8-4.6L F/inj. Flex Fuel (V)	XP104	APP104	*AP104 ⁹⁵²⁴	104	.054		
2008 MKZ							
V6-3.5L F/inj. (24V) DOHC (T)	*XP5364	APP5364			.054		
<i>Town Car</i>							
V8-4.6L F/inj. (16V) SOHC (W) V8-4.6L F/inj. Flex Fuel (V)	XP104	APP104	*AP104 ⁹⁵²⁴	104	.054		
2007 MKZ							
V6-3.5L F/inj. (24V) DOHC (T)	*XP5364	APP5364			.054		
<i>Town Car</i>							
V8-4.6L F/inj. (16V) SOHC (W) V8-4.6L F/inj. (16V) SOHC Flex Fuel (V)	XP104	APP104	*AP104 ⁹⁵²⁴	104	.054		
<i>Zephyr</i>							
V6-3.5L F/inj. (24V) DOHC	*XP5364	APP5364			.054		
2006 LS							
V6-3.0L F/inj. (24V) DOHC (S)	XP103	APP103	*AP103 ⁹⁵²⁴	103	.054		
V8-3.9L F/inj. (32V) DOHC (A)	XP3924	APP3924	*AP3924 ⁹⁵²⁴	3924	.044		
<i>Town Car</i>							
V8-4.6L F/inj. (16V) SOHC (W) V8-4.6L F/inj. (16V) SOHC Flex Fuel (V)	XP104	APP104	*AP104 ⁹⁵²⁴	104	.054		
<i>Zephyr</i>							
V6-3.0L F/inj. (1)	XP104	APP104	*AP104 ⁹⁵²⁴	104	.054		
2005 LS							
V6-3.0L F/inj. (24V) DOHC (S)	XP103	APP103	*AP103 ⁹⁵²⁴	103	.054		
V8-3.9L F/inj. (32V) DOHC (A)	XP3924	APP3924	*AP3924 ⁹⁵²⁴	3924	.044		
<i>Town Car</i>							
V8-4.6L F/inj. (16V) SOHC (W)	XP104	APP104	*AP104 ⁹⁵²⁴	104	.054		
2004 LS							
V6-3.0L F/inj. (24V) DOHC (S)	XP103	APP103	*AP103 ⁹⁵²⁴	103	.054		
V8-3.9L F/inj. (32V) DOHC (A)	XP3924	APP3924	*AP3924 ⁹⁵²⁴	3924	.044		
<i>Town Car</i>							
V8-4.6L F/inj. (16V) SOHC (W)	XP104	APP104	*AP104 ⁹⁵²⁴	104	.054		
2003 Continental							
V8-4.6L F/inj. (16V) SOHC (X)	XP104	APP104 ^{8084, 9329} APP764 ^{2424, 9328}	*AP104 ^{8025, 9329, 9524} *AP764 ^{2424, 9328}	764	.054		
V8-4.6L F/inj. (32V) DOHC (V)	XP104	APP104	*AP104 ⁹⁵²⁴	104	.054		
<i>LS</i>							
V6-3.0L F/inj. (24V) DOHC (S)	XP103	APP103	*AP103 ⁹⁵²⁴	103	.054		
V8-3.9L F/inj. (32V) DOHC (A)	XP3924	APP3924	*AP3924 ⁹⁵²⁴	3924	.044		
<i>Town Car</i>							
V8-4.6L F/inj. (16V) SOHC (W)	XP104	APP104 ^{8084, 9329} APP764 ^{2424, 9328}	*AP104 ^{8025, 9329, 9524} *AP764 ^{2424, 9328}	764	.054		
2002 Continental							
V8-4.6L F/inj. (32V) DOHC (V)	XP104	APP104 ^{8084, 9329} APP764 ^{2424, 9328}	*AP104 ^{8025, 9329, 9524} *AP764 ^{2424, 9328}	764	.054		
<i>LS</i>							
V6-3.0L F/inj. (24V) DOHC (S)	XP104	APP104	*AP104 ⁹⁵²⁴	104	.054		
V8-3.9L F/inj. (32V) DOHC (A)	XP3924	APP3924	*AP3924 ⁹⁵²⁴	3924	.044		

***NOTE: O.E. Recommended Plug *REMARQUE : bouchon recommandé pour l'équipement d'origine *NOTA: Se recomienda conector del equipo original**

Se Section 9 pour les remarques en français en bas de page. Ver Seccion 9 para las páginas de notas de pie de página español.

²⁴²⁴ Use until inventory is depleted ⁸⁰²⁵ Replaces AP764 ⁸⁰⁸⁴ Replaces APP764 ⁹³²⁸ 1/2 Thread; Original equipment design

⁹³²⁹ Full thread; Original equipment design change ⁹⁵²⁴ Fine wire

LINCOLN CAR

Passenger Cars & Light Trucks 2011 - 1996



Autolite XP[®]**
IRIDIUM
ENHANCED
.6mm FINEWIRE

Autolite[®]
DOUBLE
PLATINUM

Autolite[®]
PLATINUM &
REVOLUTION HT[®]

Autolite[®]
COPPER
CORE

GAP
ÉCARTEMENT
ESPACIO

Autolite[®]
GLOW
PLUGS

2002 LINCOLN CAR (Cont'd)

<i>Town Car</i>						
V8-4.6L F/inj. (16V) SOHC (W)	XP104	APP104 8084, 9329	*AP104 8025, 9329, 9524	764	.054	
V8-4.6L F/inj. (16V) SOHC (X)		APP764 2424, 9328	*AP764 2424, 9328			

2001 Continental

V8-4.6L F/inj. (32V) DOHC (V)	XP104	APP104 8084, 9329	*AP104 8025, 9329, 9524	764	.054	
		APP764 2424, 9328	*AP764 2424, 9328			

LS

V6-3.0L F/inj. (24V) DOHC (S)	XP104	APP104	*AP104 9524	104	.054	
V8-3.9L F/inj. (32V) DOHC (A)	XP3924	APP3924	*AP3924 9524	3924	.044	

Town Car

V8-4.6L F/inj. (16V) SOHC (W)	XP104	APP104 8084, 9329	*AP104 8025, 9329, 9524	764	.054	
V8-4.6L F/inj. (16V) SOHC (X)		APP764 2424, 9328	*AP764 2424, 9328			

2000 Continental

V8-4.6L F/inj. (32V) DOHC (V)	XP104	APP104 8084, 9329	*AP104 8025, 9329, 9524	764	.054	
		APP764 2424, 9328	*AP764 2424, 9328			

LS

V6-3.0L F/inj. (24V) DOHC (S)	XP104	APP104	*AP104 9524	104	.054	
V8-3.9L F/inj. (32V) DOHC (A)	XP3924	APP3924	*AP3924 9524	3924	.044	

Town Car

V8-4.6L F/inj. (16V) SOHC (W)	XP104	APP104 8084, 9329	*AP104 8025, 9329, 9524	764	.054	
		APP764 2424, 9328	*AP764 2424, 9328			

1999 Continental

V8-4.6L F/inj. (32V) DOHC (V)	XP104	APP104 8084, 9329	*AP104 8025, 9329, 9524	764	.054	
		APP764 2424, 9328	*AP764 2424, 9328			

Town Car

V8-4.6L F/inj. (16V) SOHC (W)	XP104	APP104 8084, 9329	*AP104 8025, 9329, 9524	764	.054	
		APP764 2424, 9328	*AP764 2424, 9328			

1998 Continental

V8-4.6L F/inj. (32V) DOHC (V)	XP104	APP104 8084, 9329	*AP104 8025, 9329, 9524	764	.054	
		APP764 2424, 9328	*AP764 2424, 9328			

Mark VIII

V8-4.6L F/inj. (32V) DOHC (V)	XP104	APP104 8084, 9329	*AP104 8025, 9329, 9524	764	.054	
		APP764 2424, 9328	*AP764 2424, 9328			

Town Car

V8-4.6L F/inj. (16V) SOHC (W)	XP104	APP104 8084, 9329	*AP104 8025, 9329, 9524	764	.054	
		APP764 2424, 9328	*AP764 2424, 9328			

1997 Continental

V8-4.6L F/inj. (32V) DOHC (V)	XP104	*APP104 8084, 9329, 9524	AP104 8025, 9329	764	.054	
		*APP764 2424, 9328	AP764 2424, 9328			

Mark VIII

V8-4.6L F/inj. (32V) DOHC (V)	XP104	*APP104 8084, 9329, 9524	AP104 8025, 9329	764	.054	
		*APP764 2424, 9328	AP764 2424, 9328			

Town Car

V8-4.6L F/inj. (16V) SOHC (W)	XP104	*APP104 8084, 9329, 9524	AP104 8025, 9329	764	.054	
		*APP764 2424, 9328	AP764 2424, 9328			

1996 Continental

V8-4.6L F/inj. (32V) DOHC (V)	XP104	*APP104 8084, 9329, 9524	AP104 8025, 9329	764	.054	
		*APP764 2424, 9328	AP764 2424, 9328			

*NOTE: O.E. Recommended Plug *REMARQUE : bouchon recommandé pour l'équipement d'origine *NOTA: Se recomienda conector del equipo original

Se Section 9 pour les remarques en français en bas de page. Ver Sección 9 para las páginas de notas de pie de página español.

2424 Use until inventory is depleted 8025 Replaces AP764 8084 Replaces APP764 9328 1/2 Thread; Original equipment design

9329 Full thread; Original equipment design change 9524 Fine wire

Passenger Cars & Light Trucks 2011 - 1996

		Autolite XP^{®**} IRIDIUM ENHANCED .6mm FINEWIRE	Autolite[®] DOUBLE PLATINUM	Autolite[®] PLATINUM & REVOLUTION HT [®]	Autolite[®] COPPER CORE	GAP ÉNCARTEMENT ESPACIO	Autolite[®] GLOW PLUGS
---	---	--	---	---	---	-------------------------------	--

1996 LINCOLN CAR (Cont'd)

Mark VIII

V8-4.6L F/inj. (32V) DOHC (V)	XP104	*APP104 8084, 9329, 9524 *APP764 2424, 9328	AP104 8025, 9329 AP764 2424, 9328	764	.054	
-------------------------------	-------	---	--------------------------------------	-----	------	--

Town Car

V8-4.6L F/inj. (16V) SOHC (W)	XP104	*APP104 8084, 9329, 9524 *APP764 2424, 9328	AP104 8025, 9329 AP764 2424, 9328	764	.054	
-------------------------------	-------	---	--------------------------------------	-----	------	--

2011 LINCOLN TRUCK (includes light trucks, vans, SUV's)

MKT

V6-3.7L F/inj. (24V) DOHC (R)	*XP5364	APP5364			.054	
-------------------------------	----------------	---------	--	--	------	--

2010 MKT

V6-3.7L F/inj. (24V) DOHC (R)	*XP5364	APP5364			.054	
-------------------------------	----------------	---------	--	--	------	--

MKX

V6-3.5L F/inj. (24V) DOHC (C)	*XP5364	APP5364			.054	
-------------------------------	----------------	---------	--	--	------	--

2009 MKX

V6-3.5L F/inj. (24V) DOHC (C)	*XP5364	APP5364			.054	
-------------------------------	----------------	---------	--	--	------	--

2008 Mark LT

V8-5.4L F/inj. (24V) SOHC (5)			HT1 2457, 7809, 8088 *HT15 2457, 7808, 8088		.045	
-------------------------------	--	--	---	--	------	--

MKX

V6-3.5L F/inj. (24V) DOHC (C)	*XP5364	APP5364			.054	
-------------------------------	----------------	---------	--	--	------	--

Navigator, Navigator L

V8-5.4L F/inj. (24V) SOHC (5)			HT1 2457, 7809, 8088 *HT15 2457, 7808, 8088		.045	
-------------------------------	--	--	---	--	------	--

2007 Mark LT

V8-5.4L F/inj. (24V) SOHC (5)			HT1 2457, 7809 *HT15 2457, 7808		.045	
-------------------------------	--	--	---	--	------	--

MKX

V6-3.5L F/inj. (24V) DOHC (C)	*XP5364	APP5364			.054	
-------------------------------	----------------	---------	--	--	------	--

Navigator

V8-5.4L F/inj. (24V) SOHC (5)			HT1 2457, 7809 *HT15 2457, 7808		.045	
-------------------------------	--	--	---	--	------	--

2006 Mark LT

V8-5.4L F/inj. (24V) SOHC (5)			HT1 2457, 7809 *HT15 2457, 7808		.045	
-------------------------------	--	--	---	--	------	--

Navigator

V8-5.4L F/inj. (24V) SOHC (5)			HT1 2457, 7809 *HT15 2457, 7808		.045	
-------------------------------	--	--	---	--	------	--

2005 Aviator

V8-4.6L F/inj. (32V) DOHC (H)	XP104	APP104	*AP104 9524	104	.054	
-------------------------------	-------	--------	--------------------	-----	------	--

Mark LT

V8-5.4L F/inj. (24V) SOHC (5)			HT1 2457, 7809 *HT15 2457, 7808		.045	
-------------------------------	--	--	---	--	------	--

Navigator

V8-5.4L F/inj. (24V) SOHC (5)			HT1 2457, 7809 *HT15 2457, 7808		.045	
-------------------------------	--	--	---	--	------	--

2004 Aviator

V8-4.6L F/inj. (32V) DOHC (H)	XP104	APP104	*AP104 9524	104	.054	
-------------------------------	-------	--------	--------------------	-----	------	--

Navigator

V8-5.4L F/inj. (32V) DOHC (R)	XP104	APP104	*AP104 9524	104	.054	
-------------------------------	-------	--------	--------------------	-----	------	--

***NOTE: O.E. Recommended Plug *REMARQUE : bouchon recommandé pour l'équipement d'origine *NOTA: Se recomienda conector del equipo original**

Se Section 9 pour les remarques en français en bas de page. Ver Sección 9 para las páginas de notas de pie de página español.

2424 Use until inventory is depleted 2457 REVOLUTION HT is specifically designed for the Ford Triton 3 valve engine design 7808 Original equipment design
7809 Optional alternate design 8025 Replaces AP764 8084 Replaces APP764 8088 Coil on plug boot is black 9328 1/2 Thread; Original equipment design
9329 Full thread; Original equipment design change 9524 Fine wire

Passenger Cars & Light Trucks 2011 - 1996



Autolite XP[®]**
IRIDIUM
ENHANCED
.6mm FINEWIRE

Autolite[®]
DOUBLE
PLATINUM

Autolite[®]
PLATINUM &
REVOLUTION HT[®]

Autolite[®]
COPPER
CORE

GAP
ÉNCARTEMENT
ESPACIO

Autolite[®]
GLOW
PLUGS

LINCOLN TRUCK (includes light trucks, vans, SUV's) (Cont'd)

2003 Aviator

V8-4.6L F/inj. (32V) DOHC (H)	XP104	APP104	*AP104 ⁹⁵²⁴	104	.054	
-------------------------------	-------	--------	------------------------	-----	------	--

Blackwood

V8-5.4L F/inj. (32V) DOHC (A)	XP104	APP104 ^{8084, 9329} APP764 ^{2424, 9328}	*AP104 ^{8025, 9329, 9524} *AP764 ^{2424, 9328}	764	.054	
-------------------------------	-------	--	--	-----	------	--

Navigator

V8-4.6L F/inj. (16V) SOHC (W)	*XP103	APP103	AP103	103	.054	
V8-5.4L F/inj. (32V) DOHC (R)	XP104	APP104	*AP104 ⁹⁵²⁴	104	.054	

2002 Blackwood

V8-5.4L F/inj. (32V) DOHC (A)	XP104	APP104 ^{8084, 9329} APP764 ^{2424, 9328}	*AP104 ^{8025, 9329, 9524} *AP764 ^{2424, 9328}	764	.054	
-------------------------------	-------	--	--	-----	------	--

Navigator

V8-5.4L F/inj. (16V) SOHC (L)	*XP103	APP103	AP103	103	.054	
V8-5.4L F/inj. (32V) DOHC (A)	XP104	APP104	*AP104 ⁹⁵²⁴	104	.054	
V8-5.4L F/inj. (32V) DOHC (R)						

2001 Navigator

V8-5.4L F/inj. (16V) SOHC (L)	*XP103	APP103	AP103	103	.054	
V8-5.4L F/inj. (32V) DOHC (A)	XP104	APP104	*AP104 ⁹⁵²⁴	104	.054	
V8-5.4L F/inj. (32V) DOHC (R)						

2000 Navigator

V8-5.4L F/inj. (16V) SOHC (L)	*XP103	APP103	AP103	103	.054	
V8-5.4L F/inj. (32V) DOHC (A)	XP104	APP104	*AP104 ⁹⁵²⁴	104	.054	
V8-5.4L F/inj. Flex Fuel (Z)	*XP103	APP103	AP103	103	.054	

1999 Navigator

V8-5.4L F/inj. (16V) SOHC (L)	*XP103	APP103	AP103	103	.054	
V8-5.4L F/inj. (32V) DOHC (A)	XP104	APP104	*AP104 ⁹⁵²⁴	104	.054	

1998 Navigator

V8-5.4L F/inj. (16V) SOHC (L)	*XP103	APP103	AP103	103	.054	
-------------------------------	--------	--------	-------	-----	------	--

2011 LOTUS CAR

Elise

4-1.8L F/inj. (16V) DOHC 2ZZ-GE	XP3923	*APP3923	AP3923	3923	.044	
4-1.8L F/inj. (16V) DOHC 2ZZ-GE SC						

Exige

4-1.8L F/inj. (16V) DOHC 2ZZ-GE	XP3923	*APP3923	AP3923	3923	.044	
4-1.8L F/inj. (16V) DOHC 2ZZ-GE SC						

2010 Elise

4-1.8L F/inj. (16V) DOHC 2ZZ-GE	XP3923	*APP3923	AP3923	3923	.044	
4-1.8L F/inj. (16V) DOHC 2ZZ-GE SC						

Exige

4-1.8L F/inj. (16V) DOHC 2ZZ-GE	XP3923	*APP3923	AP3923	3923	.044	
4-1.8L F/inj. (16V) DOHC 2ZZ-GE SC						

2009 Elise

4-1.8L F/inj. (16V) DOHC 2ZZ-GE	XP3923	*APP3923	AP3923	3923	.044	
4-1.8L F/inj. (16V) DOHC 2ZZ-GE SC						

Exige

4-1.8L F/inj. (16V) DOHC 2ZZ-GE	XP3923	*APP3923	AP3923	3923	.044	
4-1.8L F/inj. (16V) DOHC 2ZZ-GE SC						

2008 Elise

4-1.8L F/inj. (16V) DOHC 2ZZ-GE	XP3923	*APP3923	AP3923	3923	.044	
4-1.8L F/inj. (16V) DOHC 2ZZ-GE SC						

*NOTE: O.E. Recommended Plug *REMARQUE : bouchon recommandé pour l'équipement d'origine *NOTA: Se recomienda conector del equipo original

Se Section 9 pour les remarques en français en bas de page. Ver Sección 9 para las páginas de notas de pie de página español.

²⁴²⁴ Use until inventory is depleted ⁸⁰²⁵ Replaces AP764 ⁸⁰⁸⁴ Replaces APP764 ⁹³²⁸ 1/2 Thread; Original equipment design

⁹³²⁹ Full thread; Original equipment design change ⁹⁵²⁴ Fine wire

Passenger Cars & Light Trucks 2011 - 1996



Autolite XP^{®}**
IRIDIUM
ENHANCED
.6mm FINEWIRE

Autolite[®]
DOUBLE
PLATINUM

Autolite[®]
PLATINUM &
REVOLUTION HT[®]

Autolite[®]
COPPER
CORE

GAP
ÉNCARTEMENT
ESPACIO

Autolite[®]
GLOW
PLUGS

2008 LOTUS CAR (Cont'd)

Exige

4-1.8L F/inj. (16V) DOHC 2ZZ-GE SC	XP3923	*APP3923	AP3923	3923	.044	
------------------------------------	--------	----------	--------	------	------	--

2007 Elise

4-1.8L F/inj. (16V) DOHC 2ZZ-GE	XP3923	*APP3923	AP3923	3923	.044	
---------------------------------	--------	----------	--------	------	------	--

Exige

4-1.8L F/inj. (16V) DOHC 2ZZ-GE	XP3923	*APP3923	AP3923	3923	.044	
---------------------------------	--------	----------	--------	------	------	--

2006 Elise

4-1.8L F/inj. (16V) DOHC 2ZZ-GE	XP3923	*APP3923	AP3923	3923	.044	
---------------------------------	--------	----------	--------	------	------	--

Exige

4-1.8L F/inj. (16V) DOHC 2ZZ-GE	XP3923	*APP3923	AP3923	3923	.044	
---------------------------------	--------	----------	--------	------	------	--

2005 Elise

4-1.8L F/inj. (16V) DOHC 2ZZ-GE	XP3923	*APP3923	AP3923	3923	.044	
---------------------------------	--------	----------	--------	------	------	--

Esprit

V8-3.5L F/inj. DOHC Turbo	XP3923	APP3923	AP3923	*3923	.035	
---------------------------	--------	---------	--------	-------	------	--

2004 Elise

4-1.8L F/inj. (16V) DOHC 2ZZ-GE	XP3923	*APP3923	AP3923	3923	.044	
---------------------------------	--------	----------	--------	------	------	--

Esprit

V8-3.5L F/inj. DOHC Turbo	XP3923	APP3923	AP3923	*3923	.035	
---------------------------	--------	---------	--------	-------	------	--

2003 Esprit

V8-3.5L F/inj. DOHC Turbo	XP3923	APP3923	AP3923	*3923	.035	
---------------------------	--------	---------	--------	-------	------	--

2002 Esprit

V8-3.5L F/inj. DOHC Turbo	XP3923	APP3923	AP3923	*3923	.035	
---------------------------	--------	---------	--------	-------	------	--

2001 Esprit

V8-3.5L F/inj. DOHC Turbo	XP3923	APP3923	AP3923	*3923	.035	
---------------------------	--------	---------	--------	-------	------	--

2000 Esprit

V8-3.5L F/inj. (32V) DOHC Turbo	XP3923	APP3923	AP3923	*3923	.035	
---------------------------------	--------	---------	--------	-------	------	--

1999 Esprit

V8-3.5L F/inj. (32V) DOHC Turbo	XP3923	APP3923	AP3923	*3923	.035	
---------------------------------	--------	---------	--------	-------	------	--

1998 Esprit

V8-3.5L F/inj. (32V) DOHC Turbo	XP3923	APP3923	AP3923	*3923	.035	
---------------------------------	--------	---------	--------	-------	------	--

1997 Esprit

4-2.2L F/inj. (16V) DOHC	XP63	APP63	AP62 ²⁴²⁴ AP63 ²⁴³⁰	*62 ²⁴²⁴ *63 ²⁴²⁹	.035	
V8-3.5L F/inj. (32V) DOHC Turbo	XP3923	APP3923	AP3923	*3923	.035	

1996 Esprit

4-2.2L F/inj. (16V) DOHC	XP63	APP63	AP62 ²⁴²⁴ AP63 ²⁴³⁰	*62 ²⁴²⁴ *63 ²⁴²⁹	.035	
--------------------------	------	-------	--	--	------	--

2010 MASERATI CAR

GranTurismo

V8-4.2L D.I. (32V) DOHC V8-4.7L F/inj.				*4303	.032	
---	--	--	--	-------	------	--

Quattroporte, S

V8-4.2L D.I. (32V) DOHC V8-4.7L F/inj.				*4303	.032	
---	--	--	--	-------	------	--

2009 GranTurismo

V8-4.2L D.I. (32V) DOHC V8-4.7L F/inj.				*4303	.032	
---	--	--	--	-------	------	--

*NOTE: O.E. Recommended Plug *REMARQUE : bouchon recommandé pour l'équipement d'origine *NOTA: Se recomienda conector del equipo original

Se Section 9 pour les remarques en français en bas de page. Ver Sección 9 para las páginas de notas de pie de página español.

²⁴²⁴ Use until inventory is depleted ²⁴²⁹ Replaces 62 ²⁴³⁰ Replaces AP62

Passenger Cars & Light Trucks 2011 - 1996



Autolite XP^{®}**
IRIDIUM
ENHANCED
.6mm FINEWIRE

Autolite[®]
DOUBLE
PLATINUM

Autolite[®]
PLATINUM &
REVOLUTION HT[®]

Autolite[®]
COPPER
CORE

GAP
ÉNCARTEMENT
ESPACIO

Autolite[®]
GLOW
PLUGS

2009 MASERATI CAR (Cont'd)

Quattroporte, S

V8-4.2L D.I. (32V) DOHC
V8-4.7L F/inj.

*4303

.032

2008 GranTurismo

V8-4.2L D.I. (32V) DOHC

*4303

.032

Quattroporte

V8-4.2L D.I. (32V) DOHC

*4303

.032

2007 Coupe Cambiocorsa, GT

V8-4.2L D.I. (32V) DOHC

*4303

.032

GranSport, GranSport Spyder

V8-4.2L D.I. (32V) DOHC

*4303

.032

GranTurismo

V8-4.2L D.I. (32V) DOHC

*4303

.032

Quattroporte

V8-4.2L D.I. (32V) DOHC

*4303

.032

2006 Coupe Cambiocorsa, GT

V8-4.2L D.I. (32V) DOHC

*4303

.032

GranSport

V8-4.2L D.I. (32V) DOHC

*4303

.032

Quattroporte

V8-4.2L D.I. (32V) DOHC

*4303

.032

Spyder Cambiocorsa, GT

V8-4.2L D.I. (32V) DOHC

*4303

.032

2005 Coupe Cambiocorsa, GT

V8-4.2L D.I. (32V) DOHC

*4303

.032

GranSport

V8-4.2L D.I. (32V) DOHC

*4303

.032

Quattroporte

V8-4.2L D.I. (32V) DOHC

*4303

.032

Spyder Cambiocorsa, GT

V8-4.2L D.I. (32V) DOHC

*4303

.032

2004 Coupe Cambiocorsa, GT

V8-4.2L D.I. (32V) DOHC

*4303

.032

GranSport

V8-4.2L D.I. (32V) DOHC

*4303

.032

Quattroporte

V8-4.2L D.I. (32V) DOHC

*4303

.032

Spyder Cambiocorsa, GT

V8-4.2L D.I. (32V) DOHC

*4303

.032

2003 Coupe Cambiocorsa, GT

V8-4.2L D.I. (32V) DOHC

*4303

.032

Quattroporte

V8-4.2L D.I. (32V) DOHC

*4303

.032

Spyder Cambiocorsa, GT

V8-4.2L D.I. (32V) DOHC

*4303

.032

2002 Coupe Cambiocorsa, GT

V8-4.2L D.I. (32V) DOHC

*4303

.032

Spyder Cambiocorsa, GT

V8-4.2L D.I. (32V) DOHC

*4303

.032

*NOTE: O.E. Recommended Plug *REMARQUE : bouchon recommandé pour l'équipement d'origine *NOTA: Se recomienda conector del equipo original

Se Section 9 pour les remarques en français en bas de page. Ver Seccion 9 para las páginas de notas de pie de página español.

Passenger Cars & Light Trucks 2011 - 1996



Autolite XP^{®}**
IRIDIUM
ENHANCED
.6mm FINEWIRE

Autolite[®]
DOUBLE
PLATINUM

Autolite[®]
PLATINUM &
REVOLUTION HT[®]

Autolite[®]
COPPER
CORE

GAP
ÉNCARTEMIO
ESPACIO

Autolite[®]
GLOW
PLUGS

MASERATI CAR (Cont'd)

2001 Spyder Cambiocorsa, GT

V8-4.2L D.I. (32V) DOHC

*4303

.032

2011 MAYBACH CAR

57, 57S

V12-5.5L F/inj. (36V) SOHC Twin-Turbo
V12-6.0L F/inj. (36V) SOHC Twin-Turbo

*XP3923³⁰⁹

APP3923³⁰⁹

AP3923³⁰⁹

3923³⁰⁹

.044

62, 62S

V12-5.5L F/inj. (36V) SOHC Twin-Turbo
V12-6.0L F/inj. (36V) SOHC Twin-Turbo

*XP3923³⁰⁹

APP3923³⁰⁹

AP3923³⁰⁹

3923³⁰⁹

.044

Landaulet

V12-6.0L F/inj. (36V) SOHC Twin-Turbo

*XP3923³⁰⁹

APP3923³⁰⁹

AP3923³⁰⁹

3923³⁰⁹

.044

2010 57, 57S

V12-5.5L F/inj. (36V) SOHC Twin-Turbo
V12-6.0L F/inj. (36V) SOHC Twin-Turbo

*XP3923³⁰⁹

APP3923³⁰⁹

AP3923³⁰⁹

3923³⁰⁹

.044

62, 62S

V12-5.5L F/inj. (36V) SOHC Twin-Turbo
V12-6.0L F/inj. (36V) SOHC Twin-Turbo

*XP3923³⁰⁹

APP3923³⁰⁹

AP3923³⁰⁹

3923³⁰⁹

.044

Landaulet

V12-6.0L F/inj. (36V) SOHC Twin-Turbo

*XP3923³⁰⁹

APP3923³⁰⁹

AP3923³⁰⁹

3923³⁰⁹

.044

2009 57, 57S

V12-5.5L F/inj. (36V) SOHC Twin-Turbo
V12-6.0L F/inj. (36V) SOHC Twin-Turbo

*XP3923³⁰⁹

APP3923³⁰⁹

AP3923³⁰⁹

3923³⁰⁹

.044

62, 62S

V12-5.5L F/inj. (36V) SOHC Twin-Turbo
V12-6.0L F/inj. (36V) SOHC Twin-Turbo

*XP3923³⁰⁹

APP3923³⁰⁹

AP3923³⁰⁹

3923³⁰⁹

.044

Landaulet

V12-6.0L F/inj. (36V) SOHC Twin-Turbo

*XP3923³⁰⁹

APP3923³⁰⁹

AP3923³⁰⁹

3923³⁰⁹

.044

2008 57, 57S

V12-5.5L F/inj. (36V) SOHC Twin-Turbo
V12-6.0L F/inj. (36V) SOHC Twin-Turbo

*XP3923³⁰⁹

APP3923³⁰⁹

AP3923³⁰⁹

3923³⁰⁹

.044

62, 62S

V12-5.5L F/inj. (36V) SOHC Twin-Turbo
V12-6.0L F/inj. (36V) SOHC Twin-Turbo

*XP3923³⁰⁹

APP3923³⁰⁹

AP3923³⁰⁹

3923³⁰⁹

.044

2007 57, 57S

V12-5.5L F/inj. (36V) SOHC Twin-Turbo
V12-6.0L F/inj. (36V) SOHC Twin-Turbo

*XP3923

APP3923

AP3923

3923

.044

62, 62S

V12-5.5L F/inj. (36V) SOHC Twin-Turbo
V12-6.0L F/inj. (36V) SOHC Twin-Turbo

*XP3923

APP3923

AP3923

3923

.044

2006 57, 57S

V12-5.5L F/inj. (36V) SOHC Twin-Turbo
V12-6.0L F/inj. (36V) SOHC Twin-Turbo

*XP3923

APP3923

AP3923

3923

.044

62

V12-5.5L F/inj. (36V) SOHC Twin-Turbo

*XP3923

APP3923

AP3923

3923

.044

2005 57

V12-5.5L F/inj. (36V) SOHC Twin-Turbo

XP3924

*APP3924

AP3924

3924

.044

62

V12-5.5L F/inj. (36V) SOHC Twin-Turbo

XP3924

*APP3924

AP3924

3924

.044

2004 57

V12-5.5L F/inj. (36V) SOHC Twin-Turbo

XP3924

*APP3924

AP3924

3924

.044

*NOTE: O.E. Recommended Plug *REMARQUE : bouchon recommandé pour l'équipement d'origine *NOTA: Se recomienda conector del equipo original

Se Section 9 pour les remarques en français en bas de page. Ver Sección 9 para las páginas de notas de pie de página español.

³⁰⁹ Requires 2 plugs per cylinder

MAYBACH CAR

Passenger Cars & Light Trucks 2011 - 1996



Autolite XP^{®}**
IRIDIUM
ENHANCED
.6mm FINEWIRE

Autolite[®]
DOUBLE
PLATINUM

Autolite[®]
PLATINUM &
REVOLUTION HT[®]

Autolite[®]
COPPER
CORE

GAP
ÉNCARTEMENT
ESPACIO

Autolite[®]
GLOW
PLUGS

2004 MAYBACH CAR (Cont'd)

62

V12-5.5L F/inj. (36V) SOHC Twin-Turbo	XP3924	*APP3924	AP3924	3924	.044	
---------------------------------------	--------	-----------------	--------	------	------	--

2003 57

V12-5.5L F/inj. (36V) SOHC Twin-Turbo	XP3924	*APP3924	AP3924	3924	.044	
---------------------------------------	--------	-----------------	--------	------	------	--

62

V12-5.5L F/inj. (36V) SOHC Twin-Turbo	XP3924	*APP3924	AP3924	3924	.044	
---------------------------------------	--------	-----------------	--------	------	------	--

2011 MAZDA CAR

Mazda 2

4-1.5L F/inj. (Y) 4-1.5L F/inj. (Z)	*XP3924	APP3924	AP3924	3924	.044	
--	----------------	---------	--------	------	------	--

Mazda3, MazdaSpeed3

4-2.0L F/inj. (16V) DOHC (F) 4-2.0L F/inj. (16V) DOHC (G) 4-2.3L D.I. (16V) DOHC Turbo (3) 4-2.3L D.I. (16V) DOHC Turbo (4) 4-2.5L F/inj. (16V) DOHC (5) 4-2.5L F/inj. (16V) DOHC (6)	*XP5364	APP5364			.051	
--	----------------	---------	--	--	------	--

Mazda6

4-2.5L F/inj. (16V) DOHC (A) V6-3.7L F/inj. (24V) DOHC (B)	*XP5364	APP5364			.044	
---	----------------	---------	--	--	------	--

Miata, MX-5

4-2.0L F/inj. (16V) DOHC (F)	*XP5364	APP5364			.051	
------------------------------	----------------	---------	--	--	------	--

2010 Mazda3, MazdaSpeed3

4-2.0L F/inj. (16V) DOHC (F) 4-2.0L F/inj. (16V) DOHC (PZEV) (G) 4-2.3L D.I. (16V) DOHC Turbo (3) 4-2.3L D.I. (16V) DOHC Turbo (4) 4-2.5L F/inj. (16V) DOHC (5) 4-2.5L F/inj. (16V) DOHC (PZEV) (6)	*XP5364	APP5364			.051	
--	----------------	---------	--	--	------	--

Mazda6

4-2.5L F/inj. (16V) DOHC (A) V6-3.7L F/inj. (24V) DOHC (B)	*XP5364	APP5364			.044	
---	----------------	---------	--	--	------	--

Miata, MX-5, Mazdaspeed

4-2.0L F/inj. (16V) DOHC (F)	*XP5364	APP5364			.051	
------------------------------	----------------	---------	--	--	------	--

2009 Mazda3, MazdaSpeed3

4-2.0L F/inj. (16V) DOHC (F) 4-2.0L F/inj. (16V) DOHC (PZEV) (G) 4-2.3L D.I. (16V) DOHC Turbo (4) 4-2.3L D.I. (16V) DOHC Turbo (L) 4-2.3L D.I. (16V) DOHC Turbo (M) 4-2.3L F/inj. (16V) DOHC (3)	*XP5364	APP5364			.051	
---	----------------	---------	--	--	------	--

Mazda6

4-2.5L F/inj. (16V) DOHC (A) V6-3.7L F/inj. (24V) DOHC (B)	*XP5364	APP5364			.044	
---	----------------	---------	--	--	------	--

Miata, MX-5, Mazdaspeed

4-2.0L F/inj. (16V) DOHC (F)	*XP5364	APP5364			.051	
------------------------------	----------------	---------	--	--	------	--

2008 Mazda3, MazdaSpeed3

4-2.0L F/inj. (16V) DOHC (F) 4-2.0L F/inj. (16V) DOHC (PZEV) (G) 4-2.3L D.I. (16V) DOHC Turbo (L) 4-2.3L F/inj. (16V) DOHC (3) 4-2.3L F/inj. (16V) DOHC (PZEV) (4) 4-2.3L F/inj. (16V) DOHC MZR Turbo	*XP5364	APP5364			.051	
--	----------------	---------	--	--	------	--



Mazda6

4-2.3L F/inj. (16V) DOHC (C)	*XP5364	APP5364			.044	
------------------------------	----------------	---------	--	--	------	--

***NOTE: O.E. Recommended Plug *REMARQUE : bouchon recommandé pour l'équipement d'origine *NOTA: Se recomienda conector del equipo original**

See Section 9 pour les remarques en français en bas de page. Ver Seccion 9 para las páginas de notas de pie de página español.

Passenger Cars & Light Trucks 2011 - 1996

		Autolite XP^{®**} IRIDIUM ENHANCED .6mm FINEWIRE	Autolite[®] DOUBLE PLATINUM	Autolite[®] PLATINUM & REVOLUTION HT [®]	Autolite[®] COPPER CORE	GAP ÉNCARTEMENT ESPACIO	Autolite[®] GLOW PLUGS
2008 MAZDA CAR Mazda6 (Cont'd)							
V6-3.0L F/inj. (24V) DOHC (D)		XP103	APP103	*AP103 ⁹⁵²⁴	103	.044	
<i>Miata, MX-5, Mazdaspeed</i>							
4-2.0L F/inj. (16V) DOHC (F)		*XP5364	APP5364			.051	
2007 Mazda3							
4-2.0L F/inj. (16V) DOHC (F)		*XP5364	APP5364			.051	
4-2.3L F/inj. (16V) DOHC (3)							
4-2.3L F/inj. (16V) DOHC MZR Turbo							
<i>Mazda6</i>							
4-2.3L F/inj. (16V) DOHC (C)		*XP5364	APP5364			.044	
4-2.3L F/inj. (16V) DOHC MZR Turbo		*XP5364	APP5364			.051	
V6-3.0L F/inj. (24V) DOHC (D)		XP103	APP103	*AP103 ⁹⁵²⁴	103	.044	
<i>Miata, MX-5, Mazdaspeed</i>							
4-2.0L F/inj. (16V) DOHC (F)		*XP5364	APP5364			.051	
2006 Mazda3							
4-2.0L F/inj. (16V) DOHC (F)		*XP5364	APP5364			.051	
4-2.3L F/inj. (16V) DOHC (3)							
<i>Mazda6</i>							
4-2.3L F/inj. (16V) DOHC		*XP5364	APP5364			.051	
4-2.3L F/inj. (16V) DOHC MZR Turbo							
V6-3.0L F/inj. (24V) DOHC (D)		XP103	APP103	*AP103 ⁹⁵²⁴	103	.044	
<i>Miata, MX-5, Mazdaspeed</i>							
4-2.0L F/inj. (16V) DOHC (F)		*XP5364	APP5364			.051	
2005 Mazda3							
4-2.0L F/inj. (16V) DOHC (F)		*XP104	APP104	AP104	104	.050	
4-2.3L F/inj. (16V) DOHC (3)							
<i>Mazda6</i>							
4-2.3L F/inj. (16V) DOHC		*XP104	APP104	AP104	104	.044	
V6-3.0L F/inj. (24V) DOHC		XP103	APP103	*AP103 ⁹⁵²⁴	103	.044	
<i>Miata, MX-5, Mazdaspeed</i>							
4-1.8L F/inj. (16V) DOHC (3)		*XP3924	APP3924	AP3924	3924	.044	
4-1.8L F/inj. (16V) DOHC Turbo (3)							
2004 Mazda3							
4-2.0L F/inj. (16V) DOHC (F)		*XP104	APP104	AP104	104	.050	
4-2.3L F/inj. (16V) DOHC (3)							
<i>Mazda6</i>							
4-2.3L F/inj. (16V) DOHC		*XP104	APP104	AP104	104	.044	
V6-3.0L F/inj. (24V) DOHC		XP104	APP104	*AP104 ⁹⁵²⁴	104	.044	
<i>Miata, MX-5</i>							
4-1.8L F/inj. (16V) DOHC (3)		*XP3924	APP3924	AP3924	3924	.044	
4-1.8L F/inj. (16V) DOHC Turbo (3)							
2003 Mazda6							
4-2.3L F/inj. (16V) DOHC		XP104	APP104	*AP104 ⁹⁵²⁴	104	.044	
V6-3.0L F/inj. (24V) DOHC							
<i>Miata, MX-5</i>							
4-1.8L F/inj. (16V) DOHC		XP3924	APP3924	AP3924	*3924	.044	
<i>Protege 5</i>							
4-2.0L F/inj. (16V) DOHC		XP3924	APP3924	AP3924	*3924	.044	
<i>Protege, MazdaSpeed, SE (Canada)</i>							
4-1.6L F/inj. (16V) DOHC B6ZE (2) CAN		XP5224	APP5224	AP5224	*5224	.044	
4-2.0L F/inj. (16V) DOHC (5)		XP3924	APP3924	AP3924	*3924	.044	
4-2.0L F/inj. (16V) DOHC Turbo							

***NOTE: O.E. Recommended Plug *REMARQUE : bouchon recommandé pour l'équipement d'origine *NOTA: Se recomienda conector del equipo original**

Se Section 9 pour les remarques en français en bas de page. Ver Seccion 9 para las páginas de notas de pie de página español.

⁹⁵²⁴ Fine wire

Passenger Cars & Light Trucks 2011 - 1996



Autolite XP^{®**}
IRIDIUM
ENHANCED
.6mm FINEWIRE

Autolite[®]
DOUBLE
PLATINUM

Autolite[®]
PLATINUM &
REVOLUTION HT[®]

Autolite[®]
COPPER
CORE

GAP
ÉCARTEMENT
ESPACIO

Autolite[®]
GLOW
PLUGS

MAZDA CAR (Cont'd)

2002 626

4-2.0L F/inj. (16V) DOHC FSDE	XP3924	APP3924	AP3924	*3924	.044	
V6-2.5L F/inj. (24V) DOHC KLZE	XP5224	*APP5224	AP5224	5224	.032	

Miata, MX-5

4-1.8L F/inj. (16V) DOHC	XP3924	APP3924	AP3924	*3924	.044	
--------------------------	--------	---------	--------	--------------	------	--

Millenia

V6-2.3L F/inj. (24V) DOHC EJ SC (2)	XP5224	*APP5224	AP5224	5224	.032	
V6-2.5L F/inj. (24V) DOHC KLZE (1)	XP5224	*APP5224	AP5224	5224	.044	

Protege, 5, SE (Canada)

4-1.6L F/inj. (16V) DOHC B6ZE (2) CAN	XP5224	APP5224	AP5224	*5224	.044	
4-2.0L F/inj. (16V) DOHC (5)	XP3924	APP3924	AP3924	*3924	.044	

2001 626

4-2.0L F/inj. (16V) DOHC FSDE	XP3924	APP3924	AP3924	*3924	.044	
V6-2.5L F/inj. (24V) DOHC KLZE	XP5224	*APP5224	AP5224	5224	.032	

Miata

4-1.8L F/inj. (16V) DOHC BP-ZE	XP3924	APP3924	AP3924	*3924	.044	
--------------------------------	--------	---------	--------	--------------	------	--

Millenia

V6-2.3L F/inj. (24V) DOHC EJ SC (2)	XP5224	*APP5224	AP5224	5224	.032	
V6-2.5L F/inj. (24V) DOHC KLZE (1)	XP5224	*APP5224	AP5224	5224	.044	

Protege

4-1.6L F/inj. (16V) DOHC B6ZE (2)	XP5224	APP5224	AP5224	*5224	.044	
4-2.0L F/inj. (16V) DOHC (5)	XP3924	APP3924	AP3924	*3924	.044	

2000 626

4-2.0L F/inj. (16V) DOHC FSDE	XP3924	APP3924	AP3924	*3924	.044	
V6-2.5L F/inj. (24V) DOHC KLZE	XP5224	*APP5224	AP5224	5224	.032	

Miata

4-1.8L F/inj. (16V) DOHC BP-ZE	XP3924	APP3924	AP3924	*3924	.044	
--------------------------------	--------	---------	--------	--------------	------	--

Millenia

V6-2.3L F/inj. (24V) DOHC EJ SC (2)	XP5224	*APP5224	AP5224	5224	.032	
V6-2.5L F/inj. (24V) DOHC KLZE (1)	XP5224	APP5224	AP5224	*5224	.044	

Protege

4-1.6L F/inj. (16V) DOHC B6ZE (2)	XP5224	APP5224	AP5224	*5224	.044	
4-1.8L F/inj. (16V) DOHC BP (1)	XP3924	APP3924	AP3924	*3924	.044	

1999 626

4-2.0L F/inj. (16V) DOHC FSD (C)	XP3924	APP3924	AP3924	*3924	.044	
V6-2.5L F/inj. (24V) DOHC G6E (D)	XP5224	*APP5224	AP5224	5224	.032	

Miata

4-1.8L F/inj. (16V) DOHC BP-ZE	XP3924	APP3924	AP3924	*3924	.044	
--------------------------------	--------	---------	--------	--------------	------	--

Millenia

V6-2.3L F/inj. (24V) DOHC EJ SC (2)	XP5224	*APP5224	AP5224	5224	.032	
V6-2.5L F/inj. (24V) DOHC KLZE (1)	XP5224	APP5224	AP5224	*5224	.044	

Protege

4-1.6L F/inj. DOHC (2)	XP5224	APP5224	AP5224	*5224	.044	
4-1.8L F/inj. (16V) DOHC BP (1)	XP3924	APP3924	AP3924	*3924	.044	

1998 626

4-2.0L F/inj. (16V) DOHC FSD (C)	XP3924	APP3924	AP3924	*3924	.044	
V6-2.5L F/inj. (24V) DOHC G6E (D)	XP5224	*APP5224	AP5224	5224	.032	

Miata

4-1.8L F/inj. (16V) DOHC BP-ZE	XP3924	APP3924	AP3924	*3924	.044	
--------------------------------	--------	---------	--------	--------------	------	--

Millenia

V6-2.3L F/inj. (24V) DOHC EJ SC (2)	XP5224	*APP5224	AP5224	5224	.032	
-------------------------------------	--------	-----------------	--------	------	------	--

*NOTE: O.E. Recommended Plug *REMARQUE : bouchon recommandé pour l'équipement d'origine *NOTA: Se recomienda conector del equipo original

Se Section 9 pour les remarques en français en bas de page. Ver Seccion 9 para las páginas de notas de pie de página español.

Passenger Cars & Light Trucks 2011 - 1996



Autolite XP^{®}**
IRIDIUM
ENHANCED
.6mm FINEWIRE

Autolite[®]
DOUBLE
PLATINUM

Autolite[®]
PLATINUM &
REVOLUTION HT[®]

Autolite[®]
COPPER
CORE

GAP
ÉNCARTEMENT
ESPACIO

Autolite[®]
GLOW
PLUGS

1998 MAZDA CAR *Millenia (Cont'd)*

V6-2.5L F/inj. (24V) DOHC KLZE (1)	XP5224	APP5224	AP5224	*5224	.044	
------------------------------------	--------	---------	--------	--------------	------	--

Protege

4-1.5L F/inj. (16V) DOHC Z5 4-1.8L F/inj. (16V) DOHC BP	XP3924	APP3924	AP3924	*3924	.044	
--	--------	---------	--------	--------------	------	--

1997 *626*

4-2.0L F/inj. (16V) DOHC FSD (C)	XP3924	APP3924	AP3924	*3924	.044	
V6-2.5L F/inj. (24V) DOHC G6E (D)	XP5224	APP5224	AP5224	*5224	.044	

Miata

4-1.8L F/inj. (16V) DOHC BP-ZE	XP3924	APP3924	AP3924	*3924	.044	
--------------------------------	--------	---------	--------	--------------	------	--

Millenia

V6-2.3L F/inj. (24V) DOHC EJ SC (2)	XP5224	*APP5224	AP5224	5224	.044	
V6-2.5L F/inj. (24V) DOHC KLZE (1)	XP5224	APP5224	AP5224	*5224	.044	

MX-6

4-2.0L F/inj. (16V) DOHC (C)	XP3924	APP3924	AP3924	*3924	.044	
V6-2.5L F/inj. (24V) DOHC (D)	XP5224	APP5224	AP5224	*5224	.044	

Protege

4-1.5L F/inj. (16V) DOHC Z5 4-1.8L F/inj. (16V) DOHC BP	XP3924	APP3924	AP3924	*3924	.044	
--	--------	---------	--------	--------------	------	--

1996 *626*

4-2.0L F/inj. (16V) DOHC FSD (C)	XP3924	APP3924	AP3924	*3924	.044	
V6-2.5L F/inj. (24V) DOHC G6E (D)	XP5224	APP5224	AP5224	*5224	.044	

Miata

4-1.8L F/inj. (16V) DOHC BP-ZE	XP3924	APP3924	AP3924	*3924	.044	
--------------------------------	--------	---------	--------	--------------	------	--

Millenia

V6-2.3L F/inj. (24V) DOHC EJ SC (2)	XP5224	*APP5224	AP5224	5224	.044	
V6-2.5L F/inj. DOHC (1)	XP5224	APP5224	AP5224	*5224	.044	

MX-3, Precedia (Canada)

4-1.6L F/inj. (16V) DOHC (5) CAN V6-1.8L F/inj. (24V) DOHC (6)	XP3924	APP3924	AP3924	*3924	.044	
---	--------	---------	--------	--------------	------	--

MX-6

4-2.0L F/inj. (16V) DOHC (C)	XP3924	APP3924	AP3924	*3924	.044	
V6-2.5L F/inj. (24V) DOHC (D)	XP5224	APP5224	AP5224	*5224	.044	

Protege

4-1.5L F/inj. (16V) DOHC Z5 4-1.8L F/inj. (16V) DOHC BP	XP3924	APP3924	AP3924	*3924	.044	
--	--------	---------	--------	--------------	------	--

2011 MAZDA TRUCK (includes light trucks, vans, SUV's)

CX-7

4-2.3L D.I. (16V) DOHC MZR Turbo (3) 4-2.3L D.I. (16V) DOHC MZR Turbo (L)	*XP5364	APP5364			.051	
4-2.5L F/inj. (5) 4-2.5L F/inj. (PZEV) (M)	*XP5364	APP5364			.054	

CX-9

V6-3.7L F/inj. (24V) DOHC (A) V6-3.7L F/inj. (24V) DOHC (V)	*XP5364	APP5364			.054	
--	----------------	---------	--	--	------	--

Tribute

4-2.3L F/inj. (16V) DOHC	*XP104	APP104	AP104	104	.054	
4-2.5L F/inj. (16V) DOHC (7)	*XP5364	APP5364			.054	
V6-3.0L F/inj. (24V) DOHC Flex Fuel (G)	*XP104	APP104	AP104	104	.054	

2010 *CX-7*

4-2.3L D.I. (16V) DOHC MZR Turbo (3) 4-2.3L D.I. (16V) DOHC MZR Turbo (L)	*XP5364	APP5364			.051	
4-2.5L F/inj. (5) 4-2.5L F/inj. (PZEV) (M)	*XP5364	APP5364			.054	

***NOTE: O.E. Recommended Plug *REMARQUE : bouchon recommandé pour l'équipement d'origine *NOTA: Se recomienda conector del equipo original**

Se Section 9 pour les remarques en français en bas de page. Ver Sección 9 para las páginas de notas de pie de página español.

Passenger Cars & Light Trucks 2011 - 1996



Autolite XP^{®}**
IRIDIUM
ENHANCED
.6mm FINEWIRE

Autolite[®]
DOUBLE
PLATINUM

Autolite[®]
PLATINUM &
REVOLUTION HT[®]

Autolite[®]
COPPER
CORE

GAP
ÉNCARTEMENT
ESPACIO

Autolite[®]
GLOW
PLUGS

2010 MAZDA TRUCK (includes light trucks, vans, SUV's) (Cont'd)

CX-9

V6-3.7L F/inj. (24V) DOHC (A) V6-3.7L F/inj. (24V) DOHC (V)	*XP5364	APP5364			.054	
--	----------------	---------	--	--	------	--

Mazda5

4-2.3L F/inj. (16V) DOHC (3) 4-2.3L F/inj. (16V) DOHC (L)	*XP5364	APP5364			.051	
--	----------------	---------	--	--	------	--

Tribute

4-2.5L F/inj. (16V) DOHC (7)	*XP5364	APP5364			.054	
V6-3.0L F/inj. (24V) DOHC Flex Fuel (G)	*XP104	APP104	AP104	104	.054	

Tribute Hybrid

4-2.5L F/inj. (16V) DOHC (3)	*XP5364	APP5364			.054	
------------------------------	----------------	---------	--	--	------	--

2009 B-2300

4-2.3L F/inj. (16V) DOHC (D)	XP104	*APP104 ⁹⁵²⁴	AP104	104	.044	
------------------------------	-------	--------------------------------	-------	-----	------	--

B-4000

V6-4.0L F/inj. (12V) SOHC (E)			*AP5143	5143	.053	
-------------------------------	--	--	----------------	------	------	--

CX-7

4-2.3L D.I. (16V) DOHC MZR Turbo (3) 4-2.3L D.I. (16V) DOHC MZR Turbo (L)	*XP5364	APP5364			.051	
--	----------------	---------	--	--	------	--

CX-9

V6-3.7L F/inj. (24V) DOHC (A) V6-3.7L F/inj. (24V) DOHC (V)	*XP5364	APP5364			.054	
--	----------------	---------	--	--	------	--

Mazda5

4-2.3L F/inj. (16V) DOHC (3) 4-2.3L F/inj. (16V) DOHC (L)	*XP5364	APP5364			.051	
--	----------------	---------	--	--	------	--

Tribute

4-2.5L F/inj. (16V) DOHC (7)	*XP5364	APP5364			.054	
V6-3.0L F/inj. (24V) DOHC (1)	XP103	APP103	*AP103 ⁹⁵²⁴	103	.054	

Tribute Hybrid

4-2.5L F/inj. (16V) DOHC (3)	*XP104	APP104	AP104	104	.054	
------------------------------	---------------	--------	-------	-----	------	--

2008 B-2300

4-2.3L F/inj. (16V) DOHC (D)	XP104	*APP104 ⁹⁵²⁴	AP104	104	.044	
------------------------------	-------	--------------------------------	-------	-----	------	--

B-4000

V6-4.0L F/inj. (12V) SOHC (E)			*AP5143	5143	.053	
-------------------------------	--	--	----------------	------	------	--

CX-7

4-2.3L D.I. (16V) DOHC MZR Turbo	*XP5364	APP5364			.051	
----------------------------------	----------------	---------	--	--	------	--

CX-9

V6-3.5L F/inj. (24V) DOHC V6-3.7L F/inj. (24V) DOHC (A) V6-3.7L F/inj. (24V) DOHC (V)	*XP5364	APP5364			.054	
---	----------------	---------	--	--	------	--

Mazda5

4-2.3L F/inj. (16V) DOHC (3)	*XP5364	APP5364			.051	
------------------------------	----------------	---------	--	--	------	--

Tribute

4-2.3L F/inj. (16V) DOHC (Z) V6-3.0L F/inj. (24V) DOHC (1)	*XP104	APP104	AP104	104	.054	
---	---------------	--------	-------	-----	------	--

Tribute Hybrid

4-2.3L F/inj. (16V) DOHC (H)	*XP104	APP104	AP104	104	.054	
------------------------------	---------------	--------	-------	-----	------	--

2007 B-2300

4-2.3L F/inj. (16V) DOHC (D)	XP104	*APP104 ⁹⁵²⁴	AP104	104	.044	
------------------------------	-------	--------------------------------	-------	-----	------	--

B-3000

V6-3.0L F/inj. OHV (U)	XP104	APP104	*AP104 ⁹⁵²⁴	104	.044	
------------------------	-------	--------	-------------------------------	-----	------	--

B-4000

V6-4.0L F/inj. SOHC (E)	XP5144	*APP5144	AP5144	5144	.054	
-------------------------	--------	-----------------	--------	------	------	--

***NOTE: O.E. Recommended Plug *REMARQUE : bouchon recommandé pour l'équipement d'origine *NOTA: Se recomienda conector del equipo original**

See Section 9 pour les remarques en français en bas de page. Ver Sección 9 para las páginas de notas de pie de página español.

⁹⁵²⁴ Fine wire

Passenger Cars & Light Trucks 2011 - 1996



Autolite XP^{®}**
IRIDIUM
ENHANCED
.6mm FINEWIRE

Autolite[®]
DOUBLE
PLATINUM

Autolite[®]
PLATINUM &
REVOLUTION HT[®]

Autolite[®]
COPPER
CORE

GAP
ÉNCARTEMENT
ESPACIO

Autolite[®]
GLOW
PLUGS

2007 MAZDA TRUCK (includes light trucks, vans, SUV's) (Cont'd)

CX-7						
4-2.3L D.I. (16V) DOHC MZR Turbo	*XP5364	APP5364			.051	
CX-9						
V6-3.5L F/inj. (24V) DOHC	*XP5364	APP5364			.054	
Mazda5						
4-2.3L F/inj. (16V) DOHC (3)	*XP104	APP104	AP104	104	.050	
2006 B-2300						
4-2.3L F/inj. (16V) DOHC (D)	XP104	*APP104 ⁹⁵²⁴	AP104	104	.044	
B-3000						
V6-3.0L F/inj. OHV (U)	XP104	APP104	*AP104 ⁹⁵²⁴	104	.044	
B-4000						
V6-4.0L F/inj. SOHC (E)	XP5144	*APP5144	AP5144	5144	.054	
Mazda5						
4-2.3L F/inj. (16V) DOHC (3)	*XP104	APP104	AP104	104	.050	
MPV						
V6-3.0L F/inj. (24V) DOHC	XP104	APP104	*AP104 ⁹⁵²⁴	104	.054	
Tribute						
4-2.3L F/inj. (16V) DOHC (Z)	*XP104	APP104	AP104	104	.054	
V6-3.0L F/inj. (24V) DOHC (1)	XP104	APP104	*AP104 ⁹⁵²⁴	104	.054	
2005 B-2300						
4-2.3L F/inj. (16V) DOHC (D)	XP104	*APP104 ⁹⁵²⁴	AP104	104	.044	
B-3000						
V6-3.0L F/inj. OHV (U)	XP104	APP104	*AP104 ⁹⁵²⁴	104	.044	
B-4000						
V6-4.0L F/inj. SOHC (E)	XP5144	*APP5144	AP5144	5144	.054	
MPV						
V6-3.0L F/inj. (24V) DOHC	XP104	APP104	*AP104 ⁹⁵²⁴	104	.054	
Tribute						
4-2.3L F/inj. (16V) DOHC (Z)	*XP104	APP104	AP104	104	.054	
V6-3.0L F/inj. (24V) DOHC (1)	XP104	APP104	*AP104 ⁹⁵²⁴	104	.054	
2004 B-2300						
4-2.3L F/inj. (16V) DOHC (D)	XP104	*APP104 ⁹⁵²⁴	AP104	104	.044	
B-3000						
V6-3.0L F/inj. OHV (U)	XP104	APP104	*AP104 ⁹⁵²⁴	104	.044	
B-4000						
V6-4.0L F/inj. SOHC (E)	XP5144	*APP5144	AP5144	5144	.054	
MPV						
V6-3.0L F/inj. (24V) DOHC	XP104	APP104	*AP104 ⁹⁵²⁴	104	.054	
Tribute						
4-2.0L F/inj. (16V) DOHC (B)	XP5364	*APP5364			.050	
V6-3.0L F/inj. (24V) DOHC (1)	XP104	APP104	*AP104 ⁹⁵²⁴	104	.054	
V6-3.0L F/inj. (24V) DOHC (1) CAN						
2003 B-2300						
4-2.3L F/inj. (16V) DOHC (D)	XP104	*APP104 ⁹⁵²⁴	AP104	104	.044	
B-3000						
V6-3.0L F/inj. OHV (U)	XP104	APP104 ^{8084, 9329}	*AP104 ^{8025, 9329, 9524}	764	.044	
V6-3.0L F/inj. OHV Flex Fuel (V)		APP764 ^{2424, 9328}	*AP764 ^{2424, 9328}			
B-4000						
V6-4.0L F/inj. SOHC (E)	XP5144	*APP5144	AP5144	5144	.054	
MPV						
V6-3.0L F/inj. (24V) DOHC	XP104	APP104	*AP104 ⁹⁵²⁴	104	.054	

***NOTE: O.E. Recommended Plug *REMARQUE : bouchon recommandé pour l'équipement d'origine *NOTA: Se recomienda conector del equipo original**

Se Section 9 pour les remarques en français en bas de page. Ver Sección 9 para las páginas de notas de pie de página español.
²⁴²⁴ Use until inventory is depleted ⁸⁰²⁵ Replaces AP764 ⁸⁰⁸⁴ Replaces APP764 ⁹³²⁸ 1/2 Thread; Original equipment design
⁹³²⁹ Full thread; Original equipment design change ⁹⁵²⁴ Fine wire

MAZDA TRUCK

Passenger Cars & Light Trucks 2011 - 1996



Autolite XP^{®}**
IRIDIUM
ENHANCED
.6mm FINEWIRE

Autolite[®]
DOUBLE
PLATINUM

Autolite[®]
PLATINUM &
REVOLUTION HT[®]

Autolite[®]
COPPER
CORE

GAP
ÉNCARTEMENT
ESPACIO

Autolite[®]
GLOW
PLUGS

2003 MAZDA TRUCK (includes light trucks, vans, SUV's) (Cont'd)

Tribute

4-2.0L F/inj. (16V) DOHC (B)	XP5364	*APP5364 ²⁴²⁸			.050	
V6-3.0L F/inj. (24V) DOHC (1)	*XP104	APP104	AP104	104	.054	
V6-3.0L F/inj. (24V) DOHC (1) CAN	XP104	APP104	*AP104 ⁹⁵²⁴	104	.054	

2002 B-2300

4-2.3L F/inj. (16V) DOHC (D)	XP104	*APP104 ⁹⁵²⁴	AP104	104	.044	
------------------------------	-------	-------------------------	-------	-----	------	--

B-2500

4-2.5L F/inj. SOHC (C)	XP104 ³⁰⁹	APP104 ^{309, 8084, 9329} APP764 ^{309, 2424, 9328}	*AP104 ^{309, 8025, 9329, 9524} *AP764 ^{309, 2424, 9328}	764 ³⁰⁹	.044	
------------------------	----------------------	--	--	--------------------	------	--

B-3000

V6-3.0L F/inj. OHV (U) V6-3.0L F/inj. OHV Flex Fuel (V)	XP104 ²¹³⁵ XP5144 ²¹³⁴	APP104 ^{2135, 8084, 9329} APP5144 ²¹³⁴ APP764 ^{2135, 2424, 9328}	*AP104 ^{2135, 8025, 9329, 9524} *AP5144 ^{2134, 9524} *AP764 ^{2135, 2424, 9328}	5144 ²¹³⁴ 764 ²¹³⁵	.044	
--	---	---	---	---	------	--

B-4000

V6-4.0L F/inj. SOHC (E)	XP5144	*APP5144	AP5144	5144	.054	
-------------------------	--------	----------	--------	------	------	--

MPV

V6-2.5L F/inj. (24V) DOHC (G)	XP104	APP104 ^{8084, 9329} APP764 ^{2424, 9328}	*AP104 ^{8025, 9329, 9524} *AP764 ^{2424, 9328}	764	.044	
V6-3.0L F/inj. (24V) DOHC	XP104	APP104	*AP104 ⁹⁵²⁴	104	.054	

Tribute

4-2.0L F/inj. (16V) DOHC (B)	XP5364	*APP5364 ²⁴²⁸			.050	
V6-3.0L F/inj. (24V) DOHC (1)	*XP104	APP104	AP104	104	.054	

2001 B-2300

4-2.3L F/inj. (16V) DOHC (D)	XP104	*APP104 ⁹⁵²⁴	AP104	104	.044	
------------------------------	-------	-------------------------	-------	-----	------	--

B-2500

4-2.5L F/inj. SOHC (C)	XP104 ³⁰⁹	APP104 ^{309, 8084, 9329} APP764 ^{309, 2424, 9328}	*AP104 ^{309, 8025, 9329, 9524} *AP764 ^{309, 2424, 9328}	764 ³⁰⁹	.044	
------------------------	----------------------	--	--	--------------------	------	--

B-3000

V6-3.0L F/inj. OHV (U) V6-3.0L F/inj. OHV Flex Fuel (V)	XP104	*APP104 ^{8084, 9329, 9524} *APP764 ^{2424, 9328}	AP104 ^{8025, 9329} AP764 ^{2424, 9328}	764	.044	
--	-------	--	--	-----	------	--

B-4000

V6-4.0L F/inj. (X)	XP103	*APP103 ⁹⁵²⁴	AP103	103	.054	
V6-4.0L F/inj. SOHC (E)	XP5144	*APP5144	AP5144	5144	.054	

MPV

V6-2.5L F/inj. (24V) DOHC (G)	XP104	APP104 ^{8084, 9329} APP764 ^{2424, 9328}	*AP104 ^{8025, 9329, 9524} *AP764 ^{2424, 9328}	764	.044	
-------------------------------	-------	--	--	-----	------	--

Tribute

4-2.0L F/inj. (16V) DOHC (B)	XP5364	*APP5364 ²⁴²⁸			.050	
V6-3.0L F/inj. (24V) DOHC (1)	XP104	APP104 ^{8084, 9329} APP764 ^{2424, 9328}	*AP104 ^{8025, 9329, 9524} *AP764 ^{2424, 9328}	764	.054	

2000 B-2500

4-2.5L F/inj. SOHC (C)	XP104 ³⁰⁹	APP104 ^{309, 8084, 9329} APP764 ^{309, 2424, 9328}	*AP104 ^{309, 8025, 9329, 9524} *AP764 ^{309, 2424, 9328}	764 ³⁰⁹	.044	
------------------------	----------------------	--	--	--------------------	------	--



*NOTE: O.E. Recommended Plug *REMARQUE : bouchon recommandé pour l'équipement d'origine *NOTA: Se recomienda conector del equipo original

Se Section 9 pour les remarques en français en bas de page. Ver Sección 9 para las páginas de notas de pie de página español.

³⁰⁹ Requires 2 plugs per cylinder ²¹³⁴ To 5/7/02 ²¹³⁵ From 5/7/02 ²⁴²⁴ Use until inventory is depleted ²⁴²⁸ Replaces APP5344 ⁸⁰²⁵ Replaces AP764

⁸⁰⁸⁴ Replaces APP764 ⁹³²⁸ 1/2 Thread; Original equipment design ⁹³²⁹ Full thread; Original equipment design change ⁹⁵²⁴ Fine wire

Passenger Cars & Light Trucks 2011 - 1996

		Autolite XP^{®**} IRIDIUM ENHANCED .6mm FINEWIRE	Autolite[®] DOUBLE PLATINUM	Autolite[®] PLATINUM & REVOLUTION HT [®]	Autolite[®] COPPER CORE	GAP ÉCARTEMENT ESPACIO	Autolite[®] GLOW PLUGS
2000 MAZDA TRUCK (includes light trucks, vans, SUV's) (Cont'd)							
B-3000							
V6-3.0L F/inj. OHV (U)	XP104	*APP104 8084, 9329, 9524 *APP764 2424, 9328	AP104 8025, 9329 AP764 2424, 9328	764	.044		
V6-3.0L F/inj. OHV Flex Fuel (V)	XP103	APP103	*AP103 9524	103	.044		
B-4000							
V6-4.0L F/inj. (X)	XP103	APP103	*AP103 9524	103	.054		
MPV							
V6-2.5L F/inj. (24V) DOHC (G)	XP104	APP104 8084, 9329 APP764 2424, 9328	*AP104 8025, 9329, 9524 *AP764 2424, 9328	764	.044		
1999 B-2500							
4-2.5L F/inj. SOHC (C)	XP104 ³⁰⁹	APP104 309, 8084, 9329 APP764 309, 2424, 9328	*AP104 309, 8025, 9329, 9524 *AP764 309, 2424, 9328	764 ³⁰⁹	.044		
B-3000							
V6-3.0L F/inj. (U)	XP104	*APP104 8084, 9329, 9524 *APP764 2424, 9328	AP104 8025, 9329 AP764 2424, 9328	764	.044		
V6-3.0L F/inj. OHV Flex Fuel (V)	XP103	APP103	*AP103 9524	103	.044		
B-4000							
V6-4.0L F/inj. (X)	XP103	APP103	*AP103 9524	103	.054		
MPV							
V6-3.0L F/inj.	XP3924	APP3924	AP3924	*3924	.044		
1998 B-2500							
4-2.5L F/inj. SOHC (C)	XP104 ³⁰⁹	APP104 309, 8084, 9329 APP764 309, 2424, 9328	*AP104 309, 8025, 9329, 9524 *AP764 309, 2424, 9328	764 ³⁰⁹	.044		
B-3000							
V6-3.0L F/inj. (U)	XP104	*APP104 8084, 9329, 9524 *APP764 2424, 9328	AP104 8025, 9329 AP764 2424, 9328	764	.044		
B-4000							
V6-4.0L F/inj. (X)	XP103	APP103	*AP103 9524	103	.054		
MPV							
V6-3.0L F/inj.	XP3924	APP3924	AP3924	*3924	.044		
1997 B-2300							
4-2.3L F/inj. (16V) DOHC (A)	XP104	APP104 8084, 9329 APP764 2424, 9328	*AP104 8025, 9329, 9524 *AP764 2424, 9328	764	.044		
B-3000							
V6-3.0L F/inj. (U)	XP104	*APP104 8084, 9329, 9524 *APP764 2424, 9328	AP104 8025, 9329 AP764 2424, 9328	764	.044		
B-4000							
V6-4.0L F/inj. (X)	XP103	APP103	*AP103 9524	103	.054		
MPV							
V6-3.0L F/inj.	XP3924	APP3924	AP3924	*3924	.044		
1996 B-2300							
4-2.3L F/inj. (16V) DOHC (A)	XP104	APP104 8084, 9329 APP764 2424, 9328	*AP104 8025, 9329, 9524 *AP764 2424, 9328	764	.044		
B-3000							
V6-3.0L F/inj. (U)	XP104	APP104 8084, 9329 APP764 2424, 9328	*AP104 8025, 9329, 9524 *AP764 2424, 9328	764	.044		

*NOTE: O.E. Recommended Plug *REMARQUE : bouchon recommandé pour l'équipement d'origine *NOTA: Se recomienda conector del equipo original

Se Section 9 pour les remarques en français en bas de page. Ver Seccion 9 para las páginas de notas de pie de página español.

³⁰⁹ Requires 2 plugs per cylinder ²⁴²⁴ Use until inventory is depleted ⁸⁰²⁵ Replaces AP764 ⁸⁰⁸⁴ Replaces APP764 ⁹³²⁸ 1/2 Thread; Original equipment design
⁹³²⁹ Full thread; Original equipment design change ⁹⁵²⁴ Fine wire

Passenger Cars & Light Trucks 2011 - 1996



Autolite XP^{®}**
IRIDIUM
ENHANCED
.6mm FINEWIRE

Autolite[®]
DOUBLE
PLATINUM

Autolite[®]
PLATINUM &
REVOLUTION HT[®]

Autolite[®]
COPPER
CORE

GAP
ÉNCARTEMENT
ESPACIO

Autolite[®]
GLOW
PLUGS

1996 MAZDA TRUCK (includes light trucks, vans, SUV's) (Cont'd)

B-4000

V6-4.0L F/inj. (X)	XP105	*APP105 ^{8085, 9329} *APP765 ^{2424, 9328}	AP105 ^{8082, 9329} AP765 ^{2424, 9328}	765	.054	
--------------------	-------	--	--	-----	------	--

MPV

V6-3.0L F/inj.	XP3924	APP3924	AP3924	*3924	.044	
----------------	--------	---------	--------	-------	------	--

2011 MERCEDES CAR

C Class

V8-6.3L F/inj. (32V) DOHC		*APP5682			.040	
---------------------------	--	----------	--	--	------	--

CL Class

V12-5.5L F/inj. (36V) SOHC Twin-Turbo V12-6.0L F/inj. (36V) SOHC Twin-Turbo	*XP3923 ³⁰⁹	APP3923 ³⁰⁹	AP3923 ³⁰⁹	3923 ³⁰⁹	.032	
--	------------------------	------------------------	-----------------------	---------------------	------	--

CLS Class

V8-5.0L F/inj. Turbo V8-6.3L F/inj. (32V) DOHC		*APP5682			.040	
---	--	----------	--	--	------	--

E Class

V8-6.2L F/inj. (32V) DOHC V8-6.3L F/inj. (32V) DOHC		*APP5682			.040	
--	--	----------	--	--	------	--

S Class

V12-5.5L F/inj. (36V) SOHC Twin-Turbo V12-6.0L F/inj. (36V) SOHC Twin-Turbo	*XP3923	APP3923	AP3923	3923	.032	
--	---------	---------	--------	------	------	--

S Class Hybrid

V6-3.5L F/inj. (24V) DOHC		*APP5683			.040	
---------------------------	--	----------	--	--	------	--

SL Class

V12-5.5L F/inj. (36V) SOHC Twin-Turbo V12-6.0L F/inj. (36V) SOHC Twin-Turbo V6-3.5L F/inj. (24V) DOHC V8-5.5L F/inj. (32V) DOHC	*XP3923	APP3923	AP3923	3923	.032	
V8-6.3L F/inj. (32V) DOHC	XP5325 ⁸⁹⁴⁸	*APP5325 ^{8948, 9524}			.040	
V8-6.3L F/inj. (32V) DOHC		*APP5682			.040	

SLS Class

V8-5.5L F/inj. (24V) SOHC V8-6.3L F/inj. (32V) DOHC	*APP5682 XP5325 ³⁰⁹	*APP5325 ⁹⁵²⁴			.040 .040	
--	-----------------------------------	--------------------------	--	--	--------------	--

2010 C Class

V8-6.3L F/inj. (32V) DOHC		*APP5682			.040	
---------------------------	--	----------	--	--	------	--

CL Class

V12-5.5L F/inj. (36V) SOHC Twin-Turbo V12-6.0L F/inj. (36V) SOHC Twin-Turbo V8-6.3L F/inj. (32V) DOHC	*XP3923 ³⁰⁹	APP3923 ³⁰⁹	AP3923 ³⁰⁹	3923 ³⁰⁹	.032 .040	
---	------------------------	------------------------	-----------------------	---------------------	--------------	--

CLS Class

V12-6.0L F/inj. (36V) SOHC Twin-Turbo V8-6.2L F/inj. (32V) DOHC	*XP3923	APP3923	AP3923	3923	.032 .040	
--	---------	---------	--------	------	--------------	--

E Class

V8-6.3L F/inj. (32V) DOHC		*APP5682			.040	
---------------------------	--	----------	--	--	------	--

S Class

V12-5.5L F/inj. (36V) SOHC Twin-Turbo V12-6.0L F/inj. (36V) SOHC Twin-Turbo V8-6.3L F/inj. (32V) DOHC	*XP3923 *XP3923 ³⁰⁹	APP3923 APP3923 ³⁰⁹	AP3923 AP3923 ³⁰⁹	3923 3923 ³⁰⁹	.032 .032 .040	
---	-----------------------------------	-----------------------------------	---------------------------------	-----------------------------	----------------------	--

SL Class

V12-5.5L F/inj. (36V) SOHC Twin-Turbo V12-6.2L F/inj.	*XP3923	APP3923	AP3923	3923	.032	
V8-5.5L F/inj. (32V) DOHC	XP5325 ⁸⁹⁴⁸	*APP5325 ^{8948, 9524}			.040	
V8-6.2L F/inj. (32V) DOHC		*APP5682			.040	

*NOTE: O.E. Recommended Plug *REMARQUE : bouchon recommandé pour l'équipement d'origine *NOTA: Se recomienda conector del equipo original

Se Section 9 pour les remarques en français en bas de page. Ver Sección 9 para las páginas de notas de pie de página español.

³⁰⁹ Requires 2 plugs per cylinder ²⁴²⁴ Use until inventory is depleted ⁸⁰⁸² Replaces AP765 ⁸⁰⁸⁵ Replaces APP765 ⁸⁹⁴⁸ SL55 AMG ⁹³²⁸ 1/2 Thread; Original equipment design ⁹³²⁹ Full thread; Original equipment design change ⁹⁵²⁴ Fine wire

Passenger Cars & Light Trucks 2011 - 1996



Autolite XP^{®}**
IRIDIUM
ENHANCED
.6mm FINEWIRE

Autolite[®]
DOUBLE
PLATINUM

Autolite[®]
PLATINUM &
REVOLUTION HT[®]

Autolite[®]
COPPER
CORE

GAP
ÉNCARTEMIENTO
ESPACIO

Autolite[®]
GLOW
PLUGS

2010 MERCEDES CAR (Cont'd)

Model	Autolite XP ^{®**}	Autolite [®]	Autolite [®]	Autolite [®]	GAP	Autolite [®]
2010 MERCEDES CAR (Cont'd)						
SLK Class						
V8-5.5L F/inj. (24V) SOHC	*XP3923 ³⁰⁹	APP3923 ³⁰⁹	AP3923 ³⁰⁹	3923 ³⁰⁹	.040	
SLR Class						
V8-5.4L F/inj. (24V) SC	XP5325 ³⁰⁹	*APP5325 ^{309, 9524}			.040	
SLS Class (Canadian)						
V8-6.3L F/inj. (32V) DOHC	XP5325 ³⁰⁹	*APP5325 ^{309, 9524}			.040	
2009 B Class (Canadian)						
4-2.0L F/inj.	XP3923	APP3923	AP3923	*3923	.032	
4-2.0L F/inj. Turbo				*3922	.040	
C Class						
V8-6.3L F/inj. (32V) DOHC		*APP5682			.040	
CL Class						
V12-5.5L F/inj. (36V) SOHC Twin-Turbo	*XP3923 ³⁰⁹	APP3923 ³⁰⁹	AP3923 ³⁰⁹	3923 ³⁰⁹	.032	
V12-6.0L F/inj. (36V) SOHC Twin-Turbo						
V8-6.3L F/inj. (32V) DOHC		*APP5682			.040	
CLK Class						
V8-6.2L F/inj. (32V) DOHC		*APP5682			.040	
CLS Class						
V8-6.2L F/inj. (32V) DOHC		*APP5682			.040	
E Class						
V8-6.3L F/inj. (32V) DOHC		*APP5682			.040	
S Class						
V12-5.5L F/inj. (36V) SOHC Twin-Turbo	*XP3923 ³⁰⁹	APP3923 ³⁰⁹	AP3923 ³⁰⁹	3923 ³⁰⁹	.032	
V12-6.0L F/inj. (36V) SOHC Twin-Turbo						
V12-6.5L F/inj. (36V) SOHC Twin-Turbo						
SL Class						
V12-5.5L F/inj. (36V) SOHC Twin-Turbo	*XP3923	APP3923	AP3923	3923	.032	
V12-6.0L F/inj. (36V) SOHC Twin-Turbo						
V8-5.5L F/inj. (32V) DOHC	XP5325 ⁸⁹⁴⁸	*APP5325 ^{8948, 9524}			.040	
SLK Class						
V8-5.5L F/inj. (24V) SOHC	*XP3923 ³⁰⁹	APP3923 ³⁰⁹	AP3923 ³⁰⁹	3923 ³⁰⁹	.040	
SLR Class						
V8-5.4L F/inj. (24V) SC	XP5325 ³⁰⁹	*APP5325 ^{309, 9524}			.040	
2008 B Class						
4-2.0L F/inj.	XP3923	APP3923	AP3923	*3923	.032	
4-2.0L F/inj. Turbo				*3922	.040	
C Class						
V8-6.3L F/inj. (32V) DOHC		*APP5682			.040	
CL Class						
V12-5.5L F/inj. (36V) SOHC Twin-Turbo	*XP3923 ³⁰⁹	APP3923 ³⁰⁹	AP3923 ³⁰⁹	3923 ³⁰⁹	.032	
V12-6.0L F/inj. (36V) SOHC Twin-Turbo						
V8-6.3L F/inj. (32V) DOHC		*APP5682			.040	
CLK Class						
V6-3.5L F/inj. (24V) DOHC		*APP5682			.040	
V8-6.2L F/inj. (32V) DOHC						
CLS Class						
V8-6.2L F/inj. (32V) DOHC		*APP5682			.040	
E Class						
V8-6.3L F/inj. (32V) DOHC		*APP5682			.040	

*NOTE: O.E. Recommended Plug *REMARQUE : bouchon recommandé pour l'équipement d'origine *NOTA: Se recomienda conector del equipo original

Se Section 9 pour les remarques en français en bas de page. Ver Seccion 9 para las páginas de notas de pie de página español.

³⁰⁹ Requires 2 plugs per cylinder ⁸⁹⁴⁸ SL55 AMG ⁹⁵²⁴ Fine wire

Passenger Cars & Light Trucks 2011 - 1996



Autolite XP^{®}**
IRIDIUM
ENHANCED
.6mm FINEWIRE

Autolite[®]
DOUBLE
PLATINUM

Autolite[®]
PLATINUM &
REVOLUTION HT[®]

Autolite[®]
COPPER
CORE

GAP
ÉCARTEMENT
ESPACIO

Autolite[®]
GLOW
PLUGS

2008 MERCEDES CAR (Cont'd)

2008 MERCEDES CAR (Cont'd)						
S Class						
V12-5.5L F/inj. (36V) SOHC Twin-Turbo	*XP3923 ³⁰⁹	APP3923 ³⁰⁹	AP3923 ³⁰⁹	3923 ³⁰⁹	.032	
V12-6.0L F/inj. (36V) SOHC Twin-Turbo						
V12-6.5L F/inj. (36V) SOHC Twin-Turbo						
V8-6.2L F/inj. (32V) DOHC		*APP5682			.040	
SL Class						
V12-5.5L F/inj. (36V) SOHC Twin-Turbo	*XP3923	APP3923	AP3923	3923	.032	
V12-6.0L F/inj. (36V) SOHC Twin-Turbo						
V12-6.5L F/inj. (36V) SOHC Twin-Turbo						
V8-5.5L F/inj. (24V) SOHC SC	XP5325 ³⁰⁹	*APP5325 ^{309, 9524}			.032	
V8-5.5L F/inj. (32V) DOHC	XP5325 ⁸⁹⁴⁸	*APP5325 ^{8948, 9524}			.040	
SLK Class						
V8-5.5L F/inj. (24V) SOHC	*XP3923 ³⁰⁹	APP3923 ³⁰⁹	AP3923 ³⁰⁹	3923 ³⁰⁹	.040	
SLR Class						
V8-5.5L F/inj. (24V) SOHC SC	XP5325 ³⁰⁹	*APP5325 ^{309, 9524}			.040	
2007 B Class						
4-2.0L F/inj.	XP3923	APP3923	AP3923	*3923	.032	
4-2.0L F/inj. Turbo				*3922	.040	
CL Class						
V12-6.0L F/inj. (36V) SOHC Twin-Turbo	*XP3923 ³⁰⁹	APP3923 ³⁰⁹	AP3923 ³⁰⁹	3923 ³⁰⁹	.032	
V8-6.3L F/inj. (32V) DOHC		*APP5682			.040	
CLK Class						
V8-6.2L F/inj. (32V) DOHC		*APP5682			.040	
CLS Class						
V8-6.2L F/inj. (32V) DOHC		*APP5682			.040	
E Class						
V8-6.3L F/inj. (32V) DOHC		*APP5682			.040	
S Class						
V12-5.5L F/inj. (36V) SOHC Twin-Turbo	*XP3923 ³⁰⁹	APP3923 ³⁰⁹	AP3923 ³⁰⁹	3923 ³⁰⁹	.032	
V12-6.0L F/inj. (36V) SOHC Twin-Turbo						
SL Class						
V12-5.5L F/inj. (36V) SOHC Twin-Turbo	*XP3923 ³⁰⁹	APP3923 ³⁰⁹	AP3923 ³⁰⁹	3923 ³⁰⁹	.032	
V12-6.0L F/inj. (36V) SOHC Twin-Turbo						
V8-5.5L F/inj. (24V) SOHC SC	XP5325	*APP5325 ⁹⁵²⁴			.032	
V8-5.5L F/inj. (32V) DOHC	XP5325 ⁸⁹⁴⁸	*APP5325 ^{8948, 9524}			.040	
SLK Class						
V8-5.5L F/inj. (24V) SOHC	*XP3923 ³⁰⁹	APP3923 ³⁰⁹	AP3923 ³⁰⁹	3923 ³⁰⁹	.040	
SLR Class						
V8-5.5L F/inj. (24V) SOHC SC	XP5325 ³⁰⁹	*APP5325 ^{309, 9524}			.040	
2006 B Class						
4-2.0L F/inj.	XP3923	APP3923	AP3923	*3923	.032	
4-2.0L F/inj. Turbo				*3922	.040	
C Class						
V8-5.5L F/inj. (24V) DOHC	*XP3923 ³⁰⁹	APP3923 ³⁰⁹	AP3923 ³⁰⁹	3923 ³⁰⁹	.040	
CL Class						
V12-5.5L F/inj. (36V) SOHC 137970 Twin-Turbo	*XP3923 ³⁰⁹	APP3923 ³⁰⁹	AP3923 ³⁰⁹	3923 ³⁰⁹	.032	
V12-6.0L F/inj. (36V) SOHC Twin-Turbo						
V12-6.5L F/inj.	*XP3923	APP3923	AP3923	3923	.032	
V8-5.0L F/inj. (24V) SOHC	XP3924 ³⁰⁹	*APP3924 ³⁰⁹	AP3924 ³⁰⁹	3924 ³⁰⁹	.040	
CLK Class						
V8-5.0L F/inj. (24V) SOHC 209375	XP3924 ³⁰⁹	*APP3924 ³⁰⁹	AP3924 ³⁰⁹	3924 ³⁰⁹	.040	

*NOTE: O.E. Recommended Plug *REMARQUE : bouchon recommandé pour l'équipement d'origine *NOTA: Se recomienda conector del equipo original

Se Section 9 pour les remarques en français en bas de page. Ver Seccion 9 para las páginas de notas de pie de página español.

³⁰⁹ Requires 2 plugs per cylinder ⁸⁹⁴⁸ SL55 AMG ⁹⁵²⁴ Fine wire

Passenger Cars & Light Trucks 2011 - 1996



Autolite XP^{®}**
IRIDIUM
ENHANCED
.6mm FINEWIRE

Autolite[®]
DOUBLE
PLATINUM

Autolite[®]
PLATINUM &
REVOLUTION HT[®]

Autolite[®]
COPPER
CORE

GAP
ÉNCARTEMENT
ESPACIO

Autolite[®]
GLOW
PLUGS

2006 MERCEDES CAR CLK Class (Cont'd)

V8-5.5L F/inj. (24V) SOHC	*XP3923 ³⁰⁹	APP3923 ³⁰⁹	AP3923 ³⁰⁹	3923 ³⁰⁹	.040	
---------------------------	------------------------	------------------------	-----------------------	---------------------	------	--

CLS Class

V8-5.0L F/inj. (24V) SOHC (X)	XP3924 ³⁰⁹	*APP3924 ³⁰⁹	AP3924 ³⁰⁹	3924 ³⁰⁹	.040	
V8-5.5L F/inj. (24V) SOHC SC	XP5325 ³⁰⁹	*APP5325 ^{309, 9524}			.032	

E Class

V8-5.0L F/inj. (24V) SOHC 113967	XP3924 ³⁰⁹	*APP3924 ³⁰⁹	AP3924 ³⁰⁹	3924 ³⁰⁹	.040	
V8-5.5L F/inj. (24V) SOHC 113990 SC	XP5325 ³⁰⁹	*APP5325 ^{309, 9524}			.032	

S Class

V12-5.5L F/inj. (36V) SOHC Twin-Turbo V12-6.0L F/inj. (36V) SOHC Twin-Turbo	*XP3923 ³⁰⁹	APP3923 ³⁰⁹	AP3923 ³⁰⁹	3923 ³⁰⁹	.032	
V6-3.7L F/inj. (18V) SOHC V8-4.3L F/inj. (24V) SOHC 113941 V8-5.0L F/inj. (32V) SOHC	XP3924 ³⁰⁹	*APP3924 ³⁰⁹	AP3924 ³⁰⁹	3924 ³⁰⁹	.040	
V8-5.5L F/inj. (24V) SOHC 113991 SC	XP5325	*APP5325 ⁹⁵²⁴			.032	

SL Class

V12-5.5L F/inj. (36V) SOHC Twin-Turbo	*XP3923 ³⁰⁹	APP3923 ³⁰⁹	AP3923 ³⁰⁹	3923 ³⁰⁹	.032	
V12-6.0L F/inj. (36V) SOHC Twin-Turbo	*XP3923 ³⁰⁹	APP3923 ³⁰⁹	AP3923 ³⁰⁹	3923 ³⁰⁹	.040	
V12-6.5L F/inj. (36V) SOHC Twin-Turbo	*XP3923 ³⁰⁹	APP3923 ³⁰⁹	AP3923 ³⁰⁹	3923 ³⁰⁹	.032	
V8-5.0L F/inj. (24V) SOHC	XP3924	*APP3924	AP3924	3924	.040	
V8-5.5L F/inj. (24V) SOHC SC	XP5325 ³⁰⁹	*APP5325 ^{309, 9524}			.032	

SLK Class

V8-5.5L F/inj. (24V) SOHC	*XP3923 ³⁰⁹	APP3923 ³⁰⁹	AP3923 ³⁰⁹	3923 ³⁰⁹	.040	
---------------------------	------------------------	------------------------	-----------------------	---------------------	------	--

SLR Class

V8-5.4L F/inj. (24V) SC	XP5325 ³⁰⁹	*APP5325 ^{309, 9524}			.040	
-------------------------	-----------------------	-------------------------------	--	--	------	--

2005 C Class

4-1.8L F/inj. (16V) DOHC SC	XP5325	*APP5325 ⁹⁵²⁴			.032	
V6-2.6L F/inj. (18V) SOHC 112912	*XP3924 ³⁰⁹	APP3924 ³⁰⁹	AP3924 ³⁰⁹	3924 ³⁰⁹	.040	
V6-3.2L F/inj. (18V) SOHC 112946	*XP3924 ³⁰⁹	APP3924 ³⁰⁹	AP3924 ³⁰⁹	3924 ³⁰⁹	.044	
V8-5.5L F/inj. (24V) DOHC	XP5325 ³⁰⁹	*APP5325 ^{309, 9524}			.032	

CL Class

V12-5.5L F/inj. (36V) SOHC 137970 Twin-Turbo	XP3924 ³⁰⁹	*APP3924 ³⁰⁹	AP3924 ³⁰⁹	3924 ³⁰⁹	.032	
V12-6.0L F/inj. (36V) SOHC Twin-Turbo	*XP3923 ³⁰⁹	APP3923 ³⁰⁹	AP3923 ³⁰⁹	3923 ³⁰⁹	.032	
V8-5.0L F/inj. (32V) SOHC	XP3924 ³⁰⁹	*APP3924 ³⁰⁹	AP3924 ³⁰⁹	3924 ³⁰⁹	.040	

CLK Class

V6-3.2L F/inj. (18V) SOHC V8-5.0L F/inj. (24V) SOHC 209375 V8-5.5L F/inj. (24V) SOHC	XP3924 ³⁰⁹	*APP3924 ³⁰⁹	AP3924 ³⁰⁹	3924 ³⁰⁹	.040	
--	-----------------------	-------------------------	-----------------------	---------------------	------	--

E Class

V6-3.2L F/inj. (18V) SOHC V8-5.0L F/inj. (24V) SOHC 113967	XP3924 ³⁰⁹	*APP3924 ³⁰⁹	AP3924 ³⁰⁹	3924 ³⁰⁹	.040	
V8-5.5L F/inj. (24V) SOHC 113990 SC	XP5325 ³⁰⁹	*APP5325 ^{309, 9524}			.032	

S Class

V12-5.5L F/inj. (36V) SOHC 275950 Twin-Turbo	XP3924	*APP3924	AP3924	3924	.032	
V8-4.3L F/inj. (24V) SOHC 113941 V8-5.0L F/inj. (24V) SOHC	XP3924 ³⁰⁹	*APP3924 ³⁰⁹	AP3924 ³⁰⁹	3924 ³⁰⁹	.040	
V8-5.5L F/inj. (24V) SOHC 113991 SC	XP5325 ³⁰⁹	*APP5325 ^{309, 9524}			.032	

SL Class

V12-5.5L F/inj. (36V) SOHC Twin-Turbo V12-6.0L F/inj. (36V) SOHC Twin-Turbo	*XP3923	APP3923	AP3923	3923	.032	
V8-5.0L F/inj. (24V) SOHC	XP3924 ³⁰⁹	*APP3924 ³⁰⁹	AP3924 ³⁰⁹	3924 ³⁰⁹	.040	
V8-5.5L F/inj. (24V) SOHC SC	XP5325 ³⁰⁹	*APP5325 ^{309, 9524}			.032	

SLK Class

V8-5.5L F/inj. (24V) SOHC	XP3924 ³⁰⁹	*APP3924 ³⁰⁹	AP3924 ³⁰⁹	3924 ³⁰⁹	.040	
---------------------------	-----------------------	-------------------------	-----------------------	---------------------	------	--

*NOTE: O.E. Recommended Plug *REMARQUE : bouchon recommandé pour l'équipement d'origine *NOTA: Se recomienda conector del equipo original

Se Section 9 pour les remarques en français en bas de page. Ver Sección 9 para las páginas de notas de pie de página español.

³⁰⁹ Requires 2 plugs per cylinder ⁹⁵²⁴ Fine wire

Passenger Cars & Light Trucks 2011 - 1996



Autolite XP^{®}**
IRIDIUM
ENHANCED
.6mm FINEWIRE

Autolite[®]
DOUBLE
PLATINUM

Autolite[®]
PLATINUM &
REVOLUTION HT[®]

Autolite[®]
COPPER
CORE

GAP
ENCARTEMENT
ESPACIO

Autolite[®]
GLOW
PLUGS

2005 MERCEDES CAR (Cont'd)

SLR Class

V8-5.4L F/inj. (36V) SC	XP5325 ³⁰⁹	*APP5325 ^{309, 9524}			.040	
-------------------------	-----------------------	-------------------------------	--	--	------	--

2004 C Class

4-1.8L F/inj. (16V) DOHC SC	XP5325	*APP5325 ⁹⁵²⁴			.032	
4-2.3L F/inj. (16V) DOHC 111981 SC	*XP3923	APP3923	AP3923	3923	.040	
V6-2.6L F/inj. (18V) SOHC 112912	*XP3924 ³⁰⁹	APP3924 ³⁰⁹	AP3924 ³⁰⁹	3924 ³⁰⁹	.040	
V6-3.2L F/inj. (18V) SOHC 112946	*XP3924 ³⁰⁹	APP3924 ³⁰⁹	AP3924 ³⁰⁹	3924 ³⁰⁹	.044	
V6-3.2L F/inj. (18V) SOHC 112961 SC	XP3924 ³⁰⁹	*APP3924 ³⁰⁹	AP3924 ³⁰⁹	3924 ³⁰⁹	.040	

CL Class

V12-5.5L F/inj. (36V) SOHC 137970 Twin-Turbo	XP3924 ³⁰⁹	*APP3924 ³⁰⁹	AP3924 ³⁰⁹	3924 ³⁰⁹	.032	
V8-5.0L F/inj. (24V) SOHC	XP3924 ³⁰⁹	*APP3924 ³⁰⁹	AP3924 ³⁰⁹	3924 ³⁰⁹	.040	

CLK Class

V6-3.2L F/inj. (18V) SOHC V8-5.0L F/inj. (24V) SOHC 209375 V8-5.5L F/inj. (24V) SOHC	XP3924 ³⁰⁹	*APP3924 ³⁰⁹	AP3924 ³⁰⁹	3924 ³⁰⁹	.040	
--	-----------------------	-------------------------	-----------------------	---------------------	------	--

E Class

V6-3.2L F/inj. (18V) SOHC V8-5.0L F/inj. (24V) SOHC 113967	XP3924 ³⁰⁹	*APP3924 ³⁰⁹	AP3924 ³⁰⁹	3924 ³⁰⁹	.040	
V8-5.5L F/inj. (24V) SOHC 113990 SC	XP5325 ³⁰⁹	*APP5325 ^{309, 9524}			.032	

S Class

V12-5.5L F/inj. (36V) SOHC 275950 Twin-Turbo	XP3924	*APP3924	AP3924	3924	.032	
V8-4.3L F/inj. (24V) SOHC 113941 V8-5.0L F/inj. (24V) SOHC	XP3924 ³⁰⁹	*APP3924 ³⁰⁹	AP3924 ³⁰⁹	3924 ³⁰⁹	.040	
V8-5.5L F/inj. (24V) SOHC 113991 SC	XP5325 ³⁰⁹	*APP5325 ^{309, 9524}			.032	

SL Class

V12-5.5L F/inj. (36V) SOHC Twin-Turbo	XP3924	*APP3924	AP3924	3924	.040	
V8-5.0L F/inj. (24V) SOHC 113963	XP3924 ³⁰⁹	*APP3924 ³⁰⁹	AP3924 ³⁰⁹	3924 ³⁰⁹	.040	
V8-5.5L F/inj. (24V) SOHC SC	XP5325 ³⁰⁹	*APP5325 ^{309, 9524}			.032	

SLK Class

4-2.3L F/inj. (16V) DOHC 111983 SC	XP3923	*APP3923	AP3923	3923	.040	
V6-3.2L F/inj. (18V) SOHC 112947	XP3924 ³⁰⁹	*APP3924 ³⁰⁹	AP3924 ³⁰⁹	3924 ³⁰⁹	.040	
V6-3.2L F/inj. (18V) SOHC SC	XP3923 ³⁰⁹	*APP3923 ³⁰⁹	AP3923 ³⁰⁹	3923 ³⁰⁹	.040	

2003 C Class

4-1.8L F/inj. (16V) DOHC SC	XP5325	*APP5325 ⁹⁵²⁴			.032	
4-2.3L F/inj. (16V) DOHC 111981 SC	*XP3923	APP3923	AP3923	3923	.040	
V6-2.6L F/inj. (18V) SOHC 112912	*XP3924 ³⁰⁹	APP3924 ³⁰⁹	AP3924 ³⁰⁹	3924 ³⁰⁹	.040	
V6-3.2L F/inj. (18V) SOHC 112946	*XP3924 ³⁰⁹	APP3924 ³⁰⁹	AP3924 ³⁰⁹	3924 ³⁰⁹	.044	
V6-3.2L F/inj. (18V) SOHC SC	XP3924 ³⁰⁹	*APP3924 ³⁰⁹	AP3924 ³⁰⁹	3924 ³⁰⁹	.040	

CL Class

V12-5.5L F/inj. (36V) SOHC 137970 Twin-Turbo	XP3924 ³⁰⁹	*APP3924 ³⁰⁹	AP3924 ³⁰⁹	3924 ³⁰⁹	.032	
V8-5.0L F/inj. (32V) SOHC	XP3924 ³⁰⁹	*APP3924 ³⁰⁹	AP3924 ³⁰⁹	3924 ³⁰⁹	.040	

CLK Class

V6-3.2L F/inj. (18V) SOHC	XP3924 ³⁰⁹	*APP3924 ³⁰⁹	AP3924 ³⁰⁹	3924 ³⁰⁹	.040	
V8-4.3L F/inj. (24V) SOHC 113943	*XP3924 ³⁰⁹	APP3924 ³⁰⁹	AP3924 ³⁰⁹	3924 ³⁰⁹	.040	
V8-5.0L F/inj. (24V) SOHC	XP3924 ³⁰⁹	*APP3924 ³⁰⁹	AP3924 ³⁰⁹	3924 ³⁰⁹	.040	
V8-5.5L F/inj. (24V) SOHC	*XP3924 ³⁰⁹	APP3924 ³⁰⁹	AP3924 ³⁰⁹	3924 ³⁰⁹	.040	

E Class

V6-3.2L F/inj. (18V) SOHC V8-5.0L F/inj. (24V) SOHC	XP3924 ³⁰⁹	*APP3924 ³⁰⁹	AP3924 ³⁰⁹	3924 ³⁰⁹	.040	
V8-5.5L F/inj. (24V) SOHC SC	*XP5325	APP5325			.032	

S Class

V12-5.5L F/inj. (36V) SOHC Twin-Turbo	XP3924	*APP3924	AP3924	3924	.032	
---------------------------------------	--------	----------	--------	------	------	--

*NOTE: O.E. Recommended Plug *REMARQUE : bouchon recommandé pour l'équipement d'origine *NOTA: Se recomienda conector del equipo original

Se Section 9 pour les remarques en français en bas de page. Ver Sección 9 para las páginas de notas de pie de página español.

³⁰⁹ Requires 2 plugs per cylinder ⁹⁵²⁴ Fine wire

Passenger Cars & Light Trucks 2011 - 1996



Autolite XP^{®}**
IRIDIUM
ENHANCED
.6mm FINEWIRE

Autolite[®]
DOUBLE
PLATINUM

Autolite[®]
PLATINUM &
REVOLUTION HT[®]

Autolite[®]
COPPER
CORE

GAP
ÉCARTEMENT
ESPACIO

Autolite[®]
GLOW
PLUGS

MERCEDES CAR

2003 MERCEDES CAR S Class (Cont'd)

V8-4.3L F/inj. (24V) SOHC 113941 V8-5.0L F/inj. (24V) SOHC	XP3924 ³⁰⁹	*APP3924 ³⁰⁹	AP3924 ³⁰⁹	3924 ³⁰⁹	.040	
V8-5.5L F/inj. (24V) SOHC SC	XP5325	*APP5325 ⁹⁵²⁴			.032	

SL Class

V12-6.0L F/inj. (48V) DOHC 120983	*XP3924	APP3924	AP3924	3924	.040	
V8-5.0L F/inj. (24V) SOHC	XP3924 ³⁰⁹	*APP3924 ³⁰⁹	AP3924 ³⁰⁹	3924 ³⁰⁹	.040	
V8-5.5L F/inj. (24V) SOHC SC	XP5325	*APP5325 ⁹⁵²⁴			.032	

SLK Class

4-2.3L F/inj. (16V) DOHC 111983 SC	*XP3923	APP3923	AP3923	3923	.040	
V6-3.2L F/inj. (18V) SOHC 112947	*XP3924 ³⁰⁹	APP3924 ³⁰⁹	AP3924 ³⁰⁹	3924 ³⁰⁹	.040	
V6-3.2L F/inj. (18V) SOHC SC	*XP3923	APP3923	AP3923	3923	.040	

2002 C Class

4-2.3L F/inj. (16V) DOHC 111981 SC	*XP3923	APP3923	AP3923	3923	.040	
V6-2.6L F/inj. (18V) SOHC 112912	*XP3924 ³⁰⁹	APP3924 ³⁰⁹	AP3924 ³⁰⁹	3924 ³⁰⁹	.040	
V6-3.2L F/inj. (18V) SOHC 112946						
V6-3.2L F/inj. (18V) SOHC SC						

CL Class

V12-5.8L F/inj. SOHC	XP3923	*APP3923	AP3923	3923	.040	
V12-6.0L F/inj. (36V) SOHC 137970	*XP3924 ³⁰⁹	APP3924 ³⁰⁹	AP3924 ³⁰⁹	3924 ³⁰⁹	.032	
V8-5.0L F/inj. (24V) SOHC 113960						
V8-5.5L F/inj. (24V) SOHC 113986						

CLK Class

V6-3.2L F/inj. (18V) SOHC 112940	*XP3924 ³⁰⁹	APP3924 ³⁰⁹	AP3924 ³⁰⁹	3924 ³⁰⁹	.040	
V8-4.3L F/inj. (24V) SOHC 113943						
V8-5.5L F/inj. (24V) SOHC 113984						

E Class

V6-3.2L F/inj. (18V) SOHC 112941	*XP3924 ³⁰⁹	APP3924 ³⁰⁹	AP3924 ³⁰⁹	3924 ³⁰⁹	.040	
V8-4.3L F/inj. (24V) SOHC 113940						
V8-5.5L F/inj. (24V) SOHC 113980						

S Class

V12-5.8L F/inj. SOHC	XP3923	*APP3923	AP3923	3923	.040	
V12-6.0L F/inj. (36V) SOHC 137970	*XP3924	APP3924	AP3924	3924	.040	
V8-4.3L F/inj. (24V) SOHC 113941						
V8-5.0L F/inj. (24V) SOHC						
V8-5.5L F/inj. (24V) SOHC 113986						

SL Class

V12-6.0L F/inj. (48V) DOHC 120983	*XP3924 ³⁰⁹	APP3924 ³⁰⁹	AP3924 ³⁰⁹	3924 ³⁰⁹	.040	
V8-5.0L F/inj. (24V) SOHC 113961						

SLK Class

4-2.3L F/inj. (16V) DOHC 111983 SC	*XP3923	APP3923	AP3923	3923	.040	
V6-3.2L F/inj. (18V) SOHC	*XP3923 ^{309, 2596} *XP3924 ^{309, 2595}	APP3923 ^{309, 2596} APP3924 ^{309, 2595}	AP3923 ^{309, 2596} AP3924 ^{309, 2595}	3923 ^{309, 2596} 3924 ^{309, 2595}	.040	
V6-3.2L F/inj. (18V) SOHC SC	*XP3923 ³⁰⁹	APP3923 ³⁰⁹	AP3923 ³⁰⁹	3923 ³⁰⁹	.040	

2001 C Class

V6-2.6L F/inj. (18V) SOHC 112912	*XP3924 ³⁰⁹	APP3924 ³⁰⁹	AP3924 ³⁰⁹	3924 ³⁰⁹	.040	
V6-3.2L F/inj. (18V) SOHC 112920 (F)						
V8-4.3L F/inj. DOHC						

CL Class

V12-5.8L F/inj. SOHC	XP3923	*APP3923	AP3923	3923	.040	
V12-6.0L F/inj. (36V) SOHC 120983	XP3924 ³⁰⁹	APP3924 ³⁰⁹	AP3924 ³⁰⁹	*3924 ³⁰⁹	.032	
V8-5.0L F/inj. (24V) SOHC 119980	*XP3924 ³⁰⁹	APP3924 ³⁰⁹	AP3924 ³⁰⁹	3924 ³⁰⁹	.040	
V8-5.5L F/inj. (24V) SOHC 113982						

*NOTE: O.E. Recommended Plug *REMARQUE : bouchon recommandé pour l'équipement d'origine *NOTA: Se recomienda conector del equipo original

Se Section 9 pour les remarques en français en bas de page. Ver Sección 9 para las páginas de notas de pie de página español.

³⁰⁹ Requires 2 plugs per cylinder ²⁵⁹⁵ SLK320 ²⁵⁹⁶ SLK32 AMG ⁹⁵²⁴ Fine wire

Passenger Cars & Light Trucks 2011 - 1996



Autolite XP^{®}**
IRIDIUM
ENHANCED
.6mm FINEWIRE

Autolite[®]
DOUBLE
PLATINUM

Autolite[®]
PLATINUM &
REVOLUTION HT[®]

Autolite[®]
COPPER
CORE

GAP
ÉNCARTEMENT
ESPACIO

Autolite[®]
GLOW
PLUGS

2001 MERCEDES CAR (Cont'd)

CLK Class

V6-3.2L F/inj. (18V) SOHC 112942 V8-4.3L F/inj. (24V) SOHC 113943 V8-5.5L F/inj. (24V) SOHC 113984	*XP3924 ³⁰⁹	APP3924 ³⁰⁹	AP3924 ³⁰⁹	3924 ³⁰⁹	.040	
--	-------------------------------	------------------------	-----------------------	---------------------	------	--

E Class

V6-3.2L F/inj. (16V) SOHC 112941 V8-4.3L F/inj. (24V) SOHC 113940 V8-5.5L F/inj. (24V) SOHC 113980	*XP3924 ³⁰⁹	APP3924 ³⁰⁹	AP3924 ³⁰⁹	3924 ³⁰⁹	.040	
--	-------------------------------	------------------------	-----------------------	---------------------	------	--

S Class

V12-5.8L F/inj. SOHC	XP3923	*APP3923	AP3923	3923	.040	
V12-6.0L F/inj. (32V) SOHC 137970 V8-4.3L F/inj. (24V) SOHC 113940 V8-5.0L F/inj. SOHC 119580 V8-5.5L F/inj. (24V) SOHC 104994	*XP3924 ³⁰⁹	APP3924 ³⁰⁹	AP3924 ³⁰⁹	3924 ³⁰⁹	.040	

SL Class

V12-6.0L F/inj. (36V) SOHC 120983	*XP3924	APP3924	AP3924	3924	.040	
V8-5.0L F/inj. (24V) SOHC 119982	*XP3924 ³⁰⁹	APP3924 ³⁰⁹	AP3924 ³⁰⁹	3924 ³⁰⁹	.040	

SLK Class

4-2.3L F/inj. (16V) DOHC 111983 SC	*XP3923	APP3923	AP3923	3923	.040	
V6-3.2L F/inj. (18V) SOHC 112942 (F)	*XP3924 ³⁰⁹	APP3924 ³⁰⁹	AP3924 ³⁰⁹	3924 ³⁰⁹	.040	

2000 C Class

4-2.3L F/inj. (16V) DOHC 111975	XP3923	APP3923	AP3923	*3923	.040	
6-2.8L F/inj. (24V) DOHC V8-4.3L F/inj. SOHC	XP3924 ³⁰⁹	APP3924 ³⁰⁹	*AP3924 ^{309, 9524}	3924 ³⁰⁹	.040	

CL Class

V12-6.0L F/inj. (48V) DOHC V8-5.0L F/inj. (32V) DOHC	XP3924 ³⁰⁹	APP3924 ³⁰⁹	AP3924 ³⁰⁹	*3924 ³⁰⁹	.032	
---	-----------------------	------------------------	-----------------------	-----------------------------	------	--

CLK Class

V6-3.2L F/inj. (18V) SOHC	XP3924 ³⁰⁹	APP3924 ³⁰⁹	*AP3924 ^{309, 9524}	3924 ³⁰⁹	.040	
V8-4.3L F/inj. (24V) DOHC	XP3924 ³⁰⁹	APP3924 ³⁰⁹	AP3924 ³⁰⁹	*3924 ³⁰⁹	.040	

E Class

V6-3.2L F/inj. SOHC V8-4.3L F/inj. SOHC	XP3924 ³⁰⁹	APP3924 ³⁰⁹	*AP3924 ^{309, 9524}	3924 ³⁰⁹	.040	
V8-5.5L F/inj. (24V) SOHC	XP3924 ³⁰⁹	*APP3924 ³⁰⁹	AP3924 ³⁰⁹	3924 ³⁰⁹	.043	

S Class

6-3.2L F/inj. (24V) DOHC	XP3924	APP3924	AP3924	*3924	.032	
V8-4.3L F/inj. SOHC	XP3924 ³⁰⁹	APP3924 ³⁰⁹	*AP3924 ^{309, 9524}	3924 ³⁰⁹	.040	
V8-5.0L F/inj. (32V) DOHC	XP3924 ³⁰⁹	*APP3924 ³⁰⁹	AP3924 ³⁰⁹	3924 ³⁰⁹	.043	

SL Class

V12-6.0L F/inj. (48V) DOHC	XP3924	APP3924	AP3924	*3924	.032	
V8-5.0L F/inj. (24V) SOHC	XP3924 ³⁰⁹	APP3924 ³⁰⁹	AP3924 ³⁰⁹	*3924 ³⁰⁹	.032	

SLK Class

4-2.3L F/inj. (16V) DOHC SC	XP3923	APP3923	AP3923	*3923	.040	
-----------------------------	--------	---------	--------	--------------	------	--

1999 C Class

4-2.3L F/inj. (16V) DOHC	XP3924	APP3924	AP3924	*3924	.040	
6-2.8L F/inj. (24V) DOHC V8-4.3L F/inj. SOHC	XP3924 ³⁰⁹	APP3924 ³⁰⁹	*AP3924 ^{309, 9524}	3924 ³⁰⁹	.040	

CL Class

V12-6.0L F/inj. (48V) DOHC V8-5.0L F/inj. (32V) DOHC	XP3924 ³⁰⁹	APP3924 ³⁰⁹	AP3924 ³⁰⁹	*3924 ³⁰⁹	.032	
---	-----------------------	------------------------	-----------------------	-----------------------------	------	--

CLK Class

V6-3.2L F/inj. (18V) SOHC V8-4.3L F/inj. (24V) DOHC	XP3924 ³⁰⁹	APP3924 ³⁰⁹	*AP3924 ^{309, 9524}	3924 ³⁰⁹	.040	
--	-----------------------	------------------------	-------------------------------------	---------------------	------	--

***NOTE: O.E. Recommended Plug *REMARQUE : bouchon recommandé pour l'équipement d'origine *NOTA: Se recomienda conector del equipo original**

Se Section 9 pour les remarques en français en bas de page. Ver Sección 9 para las páginas de notas de pie de página español.

³⁰⁹ Requires 2 plugs per cylinder ⁹⁵²⁴ Fine wire

Passenger Cars & Light Trucks 2011 - 1996



Autolite XP^{®}**
IRIDIUM
ENHANCED
.6mm FINEWIRE

Autolite[®]
DOUBLE
PLATINUM

Autolite[®]
PLATINUM &
REVOLUTION HT[®]

Autolite[®]
COPPER
CORE

GAP
ÉCARTEMENT
ESPACIO

Autolite[®]
GLOW
PLUGS

1999 MERCEDES CAR (Cont'd)

E Class

V6-3.2L F/inj. SOHC V8-4.3L F/inj. SOHC	XP3924 ³⁰⁹	APP3924 ³⁰⁹	*AP3924 ^{309, 9524}	3924 ³⁰⁹	.040	
V8-5.5L F/inj. (24V) SOHC	XP3924 ³⁰⁹	*APP3924 ³⁰⁹	AP3924 ³⁰⁹	3924 ³⁰⁹	.043	

S Class

6-3.2L F/inj. (24V) DOHC V12-6.0L F/inj. (48V) DOHC	XP3924	APP3924	AP3924	*3924	.032	
V8-4.2L D.I. (32V) DOHC V8-5.0L F/inj. (32V) DOHC	XP3924 ³⁰⁹	APP3924 ³⁰⁹	AP3924 ³⁰⁹	*3924 ³⁰⁹	.032	

SL Class

V12-6.0L F/inj. (48V) DOHC V8-5.0L F/inj. (24V) SOHC	XP3924	APP3924	AP3924	*3924	.032	
	XP3924 ³⁰⁹	APP3924 ³⁰⁹	AP3924 ³⁰⁹	*3924 ³⁰⁹	.032	

SLK Class

4-2.3L F/inj. (16V) DOHC SC	XP3923	APP3923	AP3923	*3923	.040	
-----------------------------	--------	---------	--------	--------------	------	--

1998 C Class

4-2.3L F/inj. (16V) DOHC 6-2.8L F/inj. (24V) DOHC	XP3924	APP3924	AP3924	*3924	.040	
V8-4.3L F/inj. SOHC	XP3924 ³⁰⁹	APP3924 ³⁰⁹	*AP3924 ^{309, 9524}	3924 ³⁰⁹	.040	

CL Class

V12-6.0L F/inj. (48V) DOHC V8-5.0L F/inj. (32V) DOHC	XP3924 ³⁰⁹	APP3924 ³⁰⁹	AP3924 ³⁰⁹	*3924 ³⁰⁹	.032	
---	-----------------------	------------------------	-----------------------	-----------------------------	------	--

CLK Class

V6-3.2L F/inj. (18V) SOHC	XP3924 ³⁰⁹	*APP3924 ³⁰⁹	AP3924 ³⁰⁹	3924 ³⁰⁹	.040	
---------------------------	-----------------------	--------------------------------	-----------------------	---------------------	------	--

E Class

6-3.2L F/inj. (24V) DOHC V8-4.3L F/inj. SOHC	XP3924	*APP3924	AP3924	3924	.040	
	XP3924 ³⁰⁹	APP3924 ³⁰⁹	*AP3924 ^{309, 9524}	3924 ³⁰⁹	.040	

S Class

6-3.2L F/inj. (24V) DOHC V12-6.0L F/inj. (48V) DOHC	XP3924	APP3924	AP3924	*3924	.040	
V8-4.2L D.I. (32V) DOHC V8-5.0L F/inj. (32V) DOHC	XP3924 ³⁰⁹	APP3924 ³⁰⁹	AP3924 ³⁰⁹	*3924 ³⁰⁹	.040	
	XP3924 ³⁰⁹	APP3924 ³⁰⁹	AP3924 ³⁰⁹	*3924 ³⁰⁹	.032	

SL Class

V12-6.0L F/inj. (48V) DOHC V8-5.0L F/inj. (32V) DOHC	XP3924	APP3924	AP3924	*3924	.032	
	XP3924 ³⁰⁹	APP3924 ³⁰⁹	AP3924 ³⁰⁹	*3924 ³⁰⁹	.032	

SLK Class

4-2.3L F/inj. (16V) DOHC SC	XP3923	APP3923	AP3923	*3923	.040	
-----------------------------	--------	---------	--------	--------------	------	--

1997 C Class

4-2.3L F/inj. (16V) DOHC 6-2.8L F/inj. (24V) DOHC 6-3.6L F/inj. (24V) DOHC	XP3924	APP3924	AP3924	*3924	.032	
--	--------	---------	--------	--------------	------	--

E Class

6-3.2L F/inj. (24V) DOHC V8-4.2L F/inj. (32V) DOHC	XP3924	APP3924	AP3924	*3924	.032	
---	--------	---------	--------	--------------	------	--

S Class

6-3.2L F/inj. (24V) DOHC V12-6.0L F/inj. (48V) DOHC V8-4.2L D.I. (32V) DOHC V8-5.0L F/inj. (32V) DOHC	XP3924	APP3924	AP3924	*3924	.032	
--	--------	---------	--------	--------------	------	--

SL Class

6-3.2L F/inj. (24V) DOHC V12-6.0L F/inj. (48V) DOHC V8-5.0L F/inj. (32V) DOHC	XP3924	APP3924	AP3924	*3924	.032	
---	--------	---------	--------	--------------	------	--

1996 C Class

4-2.2L F/inj. (16V) DOHC	XP3924	APP3924	AP3924	*3924	.032	
--------------------------	--------	---------	--------	--------------	------	--

***NOTE: O.E. Recommended Plug *REMARQUE : bouchon recommandé pour l'équipement d'origine *NOTA: Se recomienda conector del equipo original**

Se Section 9 pour les remarques en français en bas de page. Ver Sección 9 para las páginas de notas de pie de página español.

³⁰⁹ Requires 2 plugs per cylinder ⁹⁵²⁴ Fine wire

MERCEDES CAR

Passenger Cars & Light Trucks 2011 - 1996



Autolite XP^{®}**
IRIDIUM
ENHANCED
.6mm FINEWIRE

Autolite[®]
DOUBLE
PLATINUM

Autolite[®]
PLATINUM &
REVOLUTION HT[®]

Autolite[®]
COPPER
CORE

GAP
ÉNCARTEMENT
ESPACIO

Autolite[®]
GLOW
PLUGS

1996 MERCEDES CAR C Class (Cont'd)

6-2.8L F/inj. (24V) DOHC		APP3926		*3926	.032	
6-3.6L F/inj. (24V) DOHC	XP3924	APP3924	AP3924	*3924	.032	

E Class

6-3.2L F/inj. (24V) DOHC V8-4.2L F/inj. (32V) DOHC		APP3926		*3926	.032	
---	--	---------	--	--------------	------	--

S Class

6-3.2L F/inj. (24V) DOHC V12-6.0L F/inj. (48V) DOHC V8-4.2L D.I. (32V) DOHC V8-5.0L F/inj. (32V) DOHC		APP3926		*3926	.032	
--	--	---------	--	--------------	------	--

SL Class

6-3.2L F/inj. (24V) DOHC V12-6.0L F/inj. (48V) DOHC V8-5.0L F/inj. (32V) DOHC		APP3926		*3926	.032	
---	--	---------	--	--------------	------	--

2011 MERCEDES TRUCK (includes light trucks, vans, SUV's)

G Class						
V8-5.5L F/inj. (24V) SOHC 113993 SC	XP5325	*APP5325 ⁹⁵²⁴			.040	

ML Class						
V8-6.3L F/inj. (32V) DOHC		*APP5682			.040	

2010 G Class

V8-5.5L F/inj. (24V) SOHC 113993 SC	XP5325	*APP5325 ⁹⁵²⁴			.040	
-------------------------------------	--------	---------------------------------	--	--	------	--

ML Class						
V8-6.3L F/inj. (32V) DOHC		*APP5682			.040	

2009 G Class

V8-5.0L F/inj. (24V) SOHC 113962	XP3924 ³⁰⁹	*APP3924 ³⁰⁹	AP3924 ³⁰⁹	3924 ³⁰⁹	.040	
V8-5.5L F/inj. (24V) SOHC V8-5.5L F/inj. (24V) SOHC 113993 SC	XP5325	*APP5325 ⁹⁵²⁴			.040	

ML Class						
V8-6.3L F/inj. (32V) DOHC		*APP5682			.040	

2008 G Class

V8-5.0L F/inj. (24V) SOHC 113962	XP3924 ³⁰⁹	*APP3924 ³⁰⁹	AP3924 ³⁰⁹	3924 ³⁰⁹	.040	
V8-5.5L F/inj. (24V) SOHC 113993 SC	XP5325	*APP5325 ⁹⁵²⁴			.040	

ML Class						
V8-6.3L F/inj. (32V) DOHC		*APP5682			.040	

R Class						
V8-6.2L F/inj. (32V) DOHC		*APP5682			.040	

2007 G Class

V8-5.0L F/inj. (24V) SOHC 113962	XP3924 ³⁰⁹	*APP3924 ³⁰⁹	AP3924 ³⁰⁹	3924 ³⁰⁹	.040	
V8-5.5L F/inj. (24V) SOHC 113993 SC	XP5325 ³⁰⁹	*APP5325 ^{309, 9524}			.040	

ML Class						
V8-5.0L F/inj. (24V) DOHC 113964	XP3924 ³⁰⁹	*APP3924 ³⁰⁹	AP3924 ³⁰⁹	3924 ³⁰⁹	.040	
V8-6.3L F/inj. (32V) DOHC		*APP5682			.040	

R Class						
V8-5.0L F/inj. (24V) DOHC 113971	XP3924	*APP3924	AP3924	3924	.040	
V8-6.2L F/inj. (32V) DOHC		*APP5682			.040	

2006 G Class						
V8-5.0L F/inj. (24V) SOHC 113962	XP3924 ³⁰⁹	*APP3924 ³⁰⁹	AP3924 ³⁰⁹	3924 ³⁰⁹	.040	
V8-5.5L F/inj. (24V) SOHC 113993 SC	XP5325 ³⁰⁹	*APP5325 ^{309, 9524}			.040	

ML Class						
V8-5.0L F/inj. (24V) SOHC 113965	XP3924 ³⁰⁹	*APP3924 ³⁰⁹	AP3924 ³⁰⁹	3924 ³⁰⁹	.040	

2006 G Class						
V8-5.0L F/inj. (24V) SOHC 113962	XP3924 ³⁰⁹	*APP3924 ³⁰⁹	AP3924 ³⁰⁹	3924 ³⁰⁹	.040	
V8-5.5L F/inj. (24V) SOHC 113993 SC	XP5325 ³⁰⁹	*APP5325 ^{309, 9524}			.040	

ML Class						
V8-5.0L F/inj. (24V) SOHC 113965	XP3924 ³⁰⁹	*APP3924 ³⁰⁹	AP3924 ³⁰⁹	3924 ³⁰⁹	.040	

***NOTE: O.E. Recommended Plug *REMARQUE : bouchon recommandé pour l'équipement d'origine *NOTA: Se recomienda conector del equipo original**

See Section 9 pour les remarques en français en bas de page. Ver Sección 9 para las páginas de notas de pie de página español.

³⁰⁹ Requires 2 plugs per cylinder ⁹⁵²⁴ Fine wire

Passenger Cars & Light Trucks 2011 - 1996



Autolite XP^{®}**
IRIDIUM
ENHANCED
.6mm FINEWIRE

Autolite[®]
DOUBLE
PLATINUM

Autolite[®]
PLATINUM &
REVOLUTION HT[®]

Autolite[®]
COPPER
CORE

GAP
ÉNCARTEMENT
ESPACIO

Autolite[®]
GLOW
PLUGS

MERCURY CAR

2006 MERCEDES TRUCK (includes light trucks, vans, SUV's) (Cont'd)

R Class

V8-5.0L F/inj. (E)	XP3924 ³⁰⁹	*APP3924 ³⁰⁹	AP3924 ³⁰⁹	3924 ³⁰⁹	.040	
--------------------	-----------------------	-------------------------	-----------------------	---------------------	------	--

2005 G Class

V8-5.0L F/inj. (24V) SOHC 113962	XP3924 ³⁰⁹	*APP3924 ³⁰⁹	AP3924 ³⁰⁹	3924 ³⁰⁹	.040	
V8-5.5L F/inj. (24V) SOHC 113993 SC	XP5325 ³⁰⁹	*APP5325 ^{309, 9524}			.040	

ML Class

V6-3.7L F/inj. (18V) SOHC V8-5.0L F/inj. (24V) SOHC 113965	XP3924 ³⁰⁹	*APP3924 ³⁰⁹	AP3924 ³⁰⁹	3924 ³⁰⁹	.040	
---	-----------------------	-------------------------	-----------------------	---------------------	------	--

2004 G Class

V8-5.0L F/inj. (24V) SOHC 113962 V8-5.5L F/inj. (24V) SOHC	XP3924 ³⁰⁹	*APP3924 ³⁰⁹	AP3924 ³⁰⁹	3924 ³⁰⁹	.040	
---	-----------------------	-------------------------	-----------------------	---------------------	------	--

ML Class

V6-3.7L F/inj. (18V) SOHC V8-5.0L F/inj. (24V) SOHC 113965	XP3924 ³⁰⁹	*APP3924 ³⁰⁹	AP3924 ³⁰⁹	3924 ³⁰⁹	.040	
---	-----------------------	-------------------------	-----------------------	---------------------	------	--

2003 G Class

V8-5.0L F/inj. (24V) SOHC 113962	*XP3924 ³⁰⁹	APP3924 ³⁰⁹	AP3924 ³⁰⁹	3924 ³⁰⁹	.040	
V8-5.5L F/inj. (24V) SOHC	XP3924 ³⁰⁹	*APP3924 ³⁰⁹	AP3924 ³⁰⁹	3924 ³⁰⁹	.040	

ML Class

V6-3.2L F/inj. (18V) SOHC 112942	*XP3924 ³⁰⁹	APP3924 ³⁰⁹	AP3924 ³⁰⁹	3924 ³⁰⁹	.040	
V6-3.7L F/inj. (18V) SOHC	XP3924 ³⁰⁹	*APP3924 ³⁰⁹	AP3924 ³⁰⁹	3924 ³⁰⁹	.040	
V8-5.0L F/inj. (24V) SOHC 113965 V8-5.5L F/inj. (24V) SOHC 113981	*XP3924 ³⁰⁹	APP3924 ³⁰⁹	AP3924 ³⁰⁹	3924 ³⁰⁹	.040	

2002 G Class

V8-5.0L F/inj. (24V) SOHC 113962	*XP3924 ³⁰⁹	APP3924 ³⁰⁹	AP3924 ³⁰⁹	3924 ³⁰⁹	.040	
----------------------------------	------------------------	------------------------	-----------------------	---------------------	------	--

ML Class

V6-3.2L F/inj. (18V) SOHC 112942 V8-5.0L F/inj. (24V) SOHC 113965 V8-5.5L F/inj. (24V) SOHC 113981	*XP3924 ³⁰⁹	APP3924 ³⁰⁹	AP3924 ³⁰⁹	3924 ³⁰⁹	.040	
--	------------------------	------------------------	-----------------------	---------------------	------	--

2001 ML Class

V6-3.2L F/inj. (18V) SOHC 112942 V8-4.3L F/inj. (24V) SOHC 113942 V8-5.5L F/inj. (24V) SOHC 113981	*XP3924 ³⁰⁹	APP3924 ³⁰⁹	AP3924 ³⁰⁹	3924 ³⁰⁹	.040	
--	------------------------	------------------------	-----------------------	---------------------	------	--

2000 ML Class

V6-3.2L F/inj. (18V) SOHC 112942 V8-4.3L F/inj. (24V) SOHC 113942	XP3924 ³⁰⁹	APP3924 ³⁰⁹	*AP3924 ^{309, 9524}	3924 ³⁰⁹	.040	
V8-5.5L F/inj. DOHC	XP3924 ³⁰⁹	*APP3924 ³⁰⁹	AP3924 ³⁰⁹	3924 ³⁰⁹	.043	

1999 ML Class

V6-3.2L F/inj. (18V) SOHC V8-4.3L F/inj. (24V) SOHC	XP3924 ³⁰⁹	APP3924 ³⁰⁹	*AP3924 ^{309, 9524}	3924 ³⁰⁹	.040	
--	-----------------------	------------------------	------------------------------	---------------------	------	--

1998 ML Class

V6-3.2L F/inj. (18V) SOHC	XP3924 ³⁰⁹	APP3924 ³⁰⁹	*AP3924 ^{309, 9524}	3924 ³⁰⁹	.040	
---------------------------	-----------------------	------------------------	------------------------------	---------------------	------	--

2011 MERCURY CAR

Grand Marquis

V8-4.6L F/inj. (16V) SOHC Flex Fuel (V)	XP103	APP103	*AP103 ⁹⁵²⁴	103	.044	
---	-------	--------	------------------------	-----	------	--

Milan

4-2.5L F/inj. (16V) DOHC (A)	*XP5364	APP5364			.051	
------------------------------	---------	---------	--	--	------	--

Milan Hybrid

4-2.5L F/inj. (16V) DOHC (3)	*XP5364	APP5364			.051	
------------------------------	---------	---------	--	--	------	--

2010 Grand Marquis

V8-4.6L F/inj. (16V) SOHC (W)	XP104	APP104	*AP104 ⁹⁵²⁴	104	.054	
V8-4.6L F/inj. (16V) SOHC Flex Fuel (V)	XP103	APP103	*AP103 ⁹⁵²⁴	103	.044	

*NOTE: O.E. Recommended Plug *REMARQUE : bouchon recommandé pour l'équipement d'origine *NOTA: Se recomienda conector del equipo original

Se Section 9 pour les remarques en français en bas de page. Ver Sección 9 para las páginas de notas de pie de página español.

³⁰⁹ Requires 2 plugs per cylinder ⁹⁵²⁴ Fine wire

Passenger Cars & Light Trucks 2011 - 1996



Autolite XP^{®}**
IRIDIUM
ENHANCED
.6mm FINEWIRE

Autolite[®]
DOUBLE
PLATINUM

Autolite[®]
PLATINUM &
REVOLUTION HT[®]

Autolite[®]
COPPER
CORE

GAP
ÉNCARTEMENT
ESPACIO

Autolite[®]
GLOW
PLUGS

2010 MERCURY CAR (Cont'd)

Milan

4-2.5L F/inj. (16V) DOHC (A)	*XP5364	APP5364			.051	
V6-3.0L F/inj. Flex Fuel (G)	XP103	APP103	*AP103 ⁹⁵²⁴	103	.054	
V6-3.5L F/inj. (24V) DOHC (C)	*XP5364	APP5364			.054	

Milan Hybrid

4-2.5L F/inj. (16V) DOHC (A)	*XP5364	APP5364			.051	
------------------------------	----------------	---------	--	--	------	--

2009 Grand Marquis

V8-4.6L F/inj. (16V) SOHC (W) V8-4.6L F/inj. (16V) SOHC Flex Fuel (V)	XP104	APP104	*AP104 ⁹⁵²⁴	104	.054	
--	-------	--------	-------------------------------	-----	------	--

Milan

4-2.3L F/inj. (16V) DOHC (Z)	*XP5364	APP5364			.051	
V6-3.0L F/inj. (24V) DOHC (1)	*XP104	APP104	AP104	104	.054	

Sable

V6-3.5L F/inj. (24V) DOHC (W)	*XP5364	APP5364			.054	
-------------------------------	----------------	---------	--	--	------	--

2008 Grand Marquis

V8-4.6L F/inj. (16V) SOHC (W) V8-4.6L F/inj. (16V) SOHC Flex Fuel (V)	XP104	APP104	*AP104 ⁹⁵²⁴	104	.054	
--	-------	--------	-------------------------------	-----	------	--

Milan

4-2.3L F/inj. (16V) DOHC (Z)	*XP5364	APP5364			.051	
V6-3.0L F/inj. (24V) DOHC (1)	*XP104	APP104	AP104	104	.054	

Sable

V6-3.5L F/inj. (24V) DOHC (W)	*XP5364	APP5364			.054	
-------------------------------	----------------	---------	--	--	------	--

2007 Grand Marquis

V8-4.6L F/inj. (16V) SOHC (W) V8-4.6L F/inj. (16V) SOHC Flex Fuel (V)	XP104	APP104	*AP104 ⁹⁵²⁴	104	.054	
--	-------	--------	-------------------------------	-----	------	--

Milan

4-2.3L F/inj. (16V) DOHC (Z)	*XP5364	APP5364			.051	
V6-3.0L F/inj. (24V) DOHC (1)	*XP104	APP104	AP104	104	.054	

Montego

V6-3.0L F/inj. (24V) DOHC (1)	*XP104	APP104	AP104	104	.054	
-------------------------------	---------------	--------	-------	-----	------	--

2006 Grand Marquis

V8-4.6L F/inj. (16V) SOHC (W) V8-4.6L F/inj. (16V) SOHC Flex Fuel (V)	XP104	APP104	*AP104 ⁹⁵²⁴	104	.054	
--	-------	--------	-------------------------------	-----	------	--

Milan

4-2.3L F/inj. (16V) DOHC (Z)	*XP5364	APP5364			.051	
V6-3.0L F/inj. (24V) DOHC (1)	XP104	APP104	*AP104 ⁹⁵²⁴	104	.054	

Montego

V6-3.0L F/inj. (24V) DOHC (1)	XP104	APP104	*AP104 ⁹⁵²⁴	104	.054	
-------------------------------	-------	--------	-------------------------------	-----	------	--

2005 Grand Marquis

V8-4.6L F/inj. (16V) SOHC (W)	XP104	APP104	*AP104 ⁹⁵²⁴	104	.054	
-------------------------------	-------	--------	-------------------------------	-----	------	--

Marauder

V8-4.6L F/inj. (32V) DOHC (V)	XP104	APP104	*AP104 ⁹⁵²⁴	104	.054	
-------------------------------	-------	--------	-------------------------------	-----	------	--

Montego

V6-3.0L F/inj. (24V) DOHC (1)	XP104	APP104	*AP104 ⁹⁵²⁴	104	.054	
-------------------------------	-------	--------	-------------------------------	-----	------	--

Sable

V6-3.0L F/inj. (12V) SOHC (U)	XP104	APP104	*AP104 ⁹⁵²⁴	104	.044	
V6-3.0L F/inj. (12V) SOHC Flex Fuel (2)	XP103	APP103	*AP103 ⁹⁵²⁴	103	.044	
V6-3.0L F/inj. (12V) SOHC Flex Fuel (2) CAN						
V6-3.0L F/inj. (24V) DOHC DURATEC (S)	XP104	APP104	*AP104 ⁹⁵²⁴	104	.054	

2004 Grand Marquis

V8-4.6L F/inj. (16V) SOHC (W)	XP104	APP104	*AP104 ⁹⁵²⁴	104	.054	
-------------------------------	-------	--------	-------------------------------	-----	------	--

***NOTE: O.E. Recommended Plug *REMARQUE : bouchon recommandé pour l'équipement d'origine *NOTA: Se recomienda conector del equipo original**

Se Section 9 pour les remarques en français en bas de page. Ver Sección 9 para las páginas de notas de pie de página español.

⁹⁵²⁴ Fine wire

Passenger Cars & Light Trucks 2011 - 1996



Autolite XP^{®}**
IRIDIUM
ENHANCED
.6mm FINEWIRE

Autolite[®]
DOUBLE
PLATINUM

Autolite[®]
PLATINUM &
REVOLUTION HT[®]

Autolite[®]
COPPER
CORE

GAP
ÉNCARTEMENT
ESPACIO

Autolite[®]
GLOW
PLUGS

2004 MERCURY CAR (Cont'd)

Marauder

V8-4.6L F/inj. (32V) DOHC (V)	XP104	APP104	*AP104 ⁹⁵²⁴	104	.054	
-------------------------------	-------	--------	------------------------	-----	------	--

Sable

V6-3.0L F/inj. (12V) SOHC (U)	XP104	APP104	*AP104 ⁹⁵²⁴	104	.044	
V6-3.0L F/inj. (12V) SOHC Flex Fuel (2)	XP103	APP103	*AP103 ⁹⁵²⁴	103	.044	
V6-3.0L F/inj. (24V) DOHC DURATEC (S)	XP104	APP104	*AP104 ⁹⁵²⁴	104	.054	

2003 Grand Marquis

V8-4.6L F/inj. (16V) SOHC (W)	XP104	APP104 ^{8084, 9329} APP764 ^{2424, 9328}	*AP104 ^{8025, 9329, 9524} *AP764 ^{2424, 9328}	764	.054	
V8-4.6L F/inj. (16V) SOHC CNG (9)	XP103	APP103	*AP103 ⁹⁵²⁴	103	.044	

Marauder

V8-4.6L F/inj. (32V) DOHC (V)	XP104	APP104 ^{8084, 9329} APP764 ^{2424, 9328}	*AP104 ^{8025, 9329, 9524} *AP764 ^{2424, 9328}	764	.054	
-------------------------------	-------	--	--	-----	------	--

Sable

V6-3.0L F/inj. (12V) SOHC (U)	XP104	APP104 ^{8084, 9329} APP764 ^{2424, 9328}	*AP104 ^{8025, 9329, 9524} *AP764 ^{2424, 9328}	764	.044	
V6-3.0L F/inj. (12V) SOHC Flex Fuel (2)	XP103	APP103	*AP103 ⁹⁵²⁴	103	.044	
V6-3.0L F/inj. (24V) DOHC DURATEC (S)	XP104	APP104 ^{8084, 9329} APP764 ^{2424, 9328}	*AP104 ^{8025, 9329, 9524} *AP764 ^{2424, 9328}	764	.054	

2002 Cougar

4-2.0L F/inj. (16V) DOHC (3)	*XP5364	APP5364 ²⁴²⁸			.050	
V6-2.5L F/inj. (24V) DOHC (G)	XP104	APP104 ^{8084, 9329} APP764 ^{2424, 9328}	*AP104 ^{8025, 9329, 9524} *AP764 ^{2424, 9328}	764	.054	
V6-2.5L F/inj. (24V) DOHC (L)	XP103	APP103	*AP103 ⁹⁵²⁴	103	.054	

Grand Marquis

V8-4.6L F/inj. (16V) SOHC (W)	XP104	APP104 ^{8084, 9329} APP764 ^{2424, 9328}	*AP104 ^{8025, 9329, 9524} *AP764 ^{2424, 9328}	764	.054	
V8-4.6L F/inj. (16V) SOHC (X)	XP103	APP103	*AP103 ⁹⁵²⁴	103	.044	

Sable

V6-3.0L F/inj. (12V) SOHC (U)	XP104	APP104 ^{8084, 9329} APP764 ^{2424, 9328}	*AP104 ^{8025, 9329, 9524} *AP764 ^{2424, 9328}	764	.044	
V6-3.0L F/inj. (12V) SOHC Flex Fuel (1)	XP103	APP103	*AP103 ⁹⁵²⁴	103	.044	
V6-3.0L F/inj. (12V) SOHC Flex Fuel (2)	XP103	APP103	*AP103	103	.044	
V6-3.0L F/inj. (24V) DOHC DURATEC (S)	XP104	APP104 ^{8084, 9329} APP764 ^{2424, 9328}	*AP104 ^{8025, 9329, 9524} *AP764 ^{2424, 9328}	764	.054	

2001 Cougar

4-2.0L F/inj. (16V) DOHC (3)	*XP5364	APP5364 ²⁴²⁸			.050	
V6-2.5L F/inj. (24V) DOHC (G)	XP104	APP104 ^{8084, 9329} APP764 ^{2424, 9328}	*AP104 ^{8025, 9329, 9524} *AP764 ^{2424, 9328}	764	.054	
V6-2.5L F/inj. (24V) DOHC (L)	XP103	APP103	*AP103 ⁹⁵²⁴	103	.054	

Grand Marquis

V8-4.6L F/inj. (16V) SOHC (W)	XP104	APP104 ^{8084, 9329} APP764 ^{2424, 9328}	*AP104 ^{8025, 9329, 9524} *AP764 ^{2424, 9328}	764	.054	
V8-4.6L F/inj. (16V) SOHC (X)	XP103	APP103	*AP103 ⁹⁵²⁴	103	.044	

Sable

V6-3.0L F/inj. (12V) SOHC (U)	XP104	APP104 ^{8084, 9329} APP764 ^{2424, 9328}	*AP104 ^{8025, 9329, 9524} *AP764 ^{2424, 9328}	764	.044	
V6-3.0L F/inj. (12V) SOHC Flex Fuel (2)	XP103	APP103	*AP103 ⁹⁵²⁴	103	.044	
V6-3.0L F/inj. (24V) DOHC DURATEC (S)	XP104	APP104 ^{8084, 9329} APP764 ^{2424, 9328}	*AP104 ^{8025, 9329, 9524} *AP764 ^{2424, 9328}	764	.054	

2000 Cougar

4-2.0L F/inj. (16V) DOHC (3)	*XP5364	APP5364 ²⁴²⁸			.050	
V6-2.5L F/inj. (24V) DOHC (L)	XP104	APP104 ^{8084, 9329} APP764 ^{2424, 9328}	*AP104 ^{8025, 9329, 9524} *AP764 ^{2424, 9328}	764	.054	

*NOTE: O.E. Recommended Plug *REMARQUE : bouchon recommandé pour l'équipement d'origine *NOTA: Se recomienda conector del equipo original

Se Section 9 pour les remarques en français en bas de page. Ver Sección 9 para las páginas de notas de pie de página español.

2424 Use until inventory is depleted 2428 Replaces APP5344 8025 Replaces APP764 8084 Replaces APP764 9328 1/2 Thread; Original equipment design
9329 Full thread; Original equipment design change 9524 Fine wire

MERCURY CAR

Passenger Cars & Light Trucks 2011 - 1996



Autolite XP[®]**
IRIDIUM
ENHANCED
.6mm FINEWIRE

Autolite[®]
DOUBLE
PLATINUM

Autolite[®]
PLATINUM &
REVOLUTION HT[®]

Autolite[®]
COPPER
CORE

GAP
ÉNCARTEMIO
ESPACIO

Autolite[®]
GLOW
PLUGS

2000 MERCURY CAR (Cont'd)

Grand Marquis

V8-4.6L F/inj. (16V) SOHC (W)	XP104	APP104 ^{8084, 9329} APP764 ^{2424, 9328}	*AP104 ^{8025, 9329, 9524} *AP764 ^{2424, 9328}	764	.054	
-------------------------------	-------	--	--	-----	------	--

Mystique

4-2.0L F/inj. (16V) DOHC (3)	*XP5364	APP5364 ²⁴²⁸			.050	
4-2.0L F/inj. (16V) DOHC CNG (Z)	XP5364	*APP5364 ²⁴²⁸			.050	
V6-2.5L F/inj. (24V) DOHC (L)	XP104	APP104 ^{8084, 9329} APP764 ^{2424, 9328}	*AP104 ^{8025, 9329, 9524} *AP764 ^{2424, 9328}	764	.054	

Sable

V6-3.0L F/inj. (12V) SOHC (U)	XP104	APP104 ^{8084, 9329} APP764 ^{2424, 9328}	*AP104 ^{8025, 9329, 9524} *AP764 ^{2424, 9328}	764	.044	
V6-3.0L F/inj. (24V) DOHC DURATEC (S)	*XP104	APP104	AP104	104	.054	

Tracer

4-2.0L F/inj. SOHC (P)	XP5144	APP5144	*AP5144 ⁹⁵²⁴	5144	.054	
------------------------	--------	---------	-------------------------	------	------	--

1999 Cougar

4-2.0L F/inj. (16V) DOHC (3)	*XP5364	APP5364 ²⁴²⁸			.050	
V6-2.5L F/inj. (24V) DOHC (L)	XP104	APP104 ^{8084, 9329} APP764 ^{2424, 9328}	*AP104 ^{8025, 9329, 9524} *AP764 ^{2424, 9328}	764	.054	

Grand Marquis

V8-4.6L F/inj. (16V) SOHC (W)	XP104	APP104 ^{8084, 9329} APP764 ^{2424, 9328}	*AP104 ^{8025, 9329, 9524} *AP764 ^{2424, 9328}	764	.054	
-------------------------------	-------	--	--	-----	------	--

Mystique

4-2.0L F/inj. (16V) DOHC (3)	*XP5364	APP5364 ²⁴²⁸			.050	
4-2.0L F/inj. (16V) DOHC CNG (Z)						
V6-2.5L F/inj. (24V) DOHC (L)	XP104	APP104 ^{8084, 9329} APP764 ^{2424, 9328}	*AP104 ^{8025, 9329, 9524} *AP764 ^{2424, 9328}	764	.054	

Sable

V6-3.0L F/inj. (12V) SOHC (U)	XP104	APP104 ^{8084, 9329} APP764 ^{2424, 9328}	*AP104 ^{8025, 9329, 9524} *AP764 ^{2424, 9328}	764	.044	
V6-3.0L F/inj. (24V) DOHC DURATEC (S)	XP104	APP104 ^{8084, 9329} APP764 ^{2424, 9328}	*AP104 ^{8025, 9329, 9524} *AP764 ^{2424, 9328}	764	.054	

Tracer

4-2.0L F/inj. SOHC (P)	XP5144	APP5144	*AP5144 ⁹⁵²⁴	5144	.054	
------------------------	--------	---------	-------------------------	------	------	--

1998 Grand Marquis

V8-4.6L F/inj. (16V) SOHC (W)	XP104	APP104 ^{8084, 9329} APP764 ^{2424, 9328}	*AP104 ^{8025, 9329, 9524} *AP764 ^{2424, 9328}	764	.054	
-------------------------------	-------	--	--	-----	------	--

Mystique

4-2.0L F/inj. (16V) DOHC (3)	*XP5364	APP5364 ²⁴²⁸			.050	
4-2.0L F/inj. (16V) DOHC CNG (Z)						
V6-2.5L F/inj. (24V) DOHC (L)	XP104	APP104 ^{8084, 9329} APP764 ^{2424, 9328}	*AP104 ^{8025, 9329, 9524} *AP764 ^{2424, 9328}	764	.054	

Sable

V6-3.0L F/inj. (12V) SOHC (U)	XP104	APP104 ^{8084, 9329} APP764 ^{2424, 9328}	*AP104 ^{8025, 9329, 9524} *AP764 ^{2424, 9328}	764	.044	
V6-3.0L F/inj. (24V) DOHC DURATEC (S)	XP104	APP104 ^{8084, 9329} APP764 ^{2424, 9328}	*AP104 ^{8025, 9329, 9524} *AP764 ^{2424, 9328}	764	.054	

Tracer

4-2.0L F/inj. SOHC (P)	XP5144	APP5144	*AP5144 ⁹⁵²⁴	5144	.050	
------------------------	--------	---------	-------------------------	------	------	--

1997 Cougar

V6-3.8L F/inj. (4)	XP5145	APP2545 ²⁴²⁴ APP5145 ⁸⁰⁸³	*AP2545 ²⁴²⁴ *AP5145 ^{8086, 9524}	2545	.054	
V8-4.6L F/inj. SOHC (W)	XP104	*APP104 ^{8084, 9329, 9524} *APP764 ^{2424, 9328}	AP104 ^{8025, 9329} AP764 ^{2424, 9328}	764	.054	

*NOTE: O.E. Recommended Plug *REMARQUE : bouchon recommandé pour l'équipement d'origine *NOTA: Se recomienda conector del equipo original

Se Section 9 pour les remarques en français en bas de page. Ver Sección 9 para las páginas de notas de pie de página español.

2424 Use until inventory is depleted 2428 Replaces APP5344 8025 Replaces AP764 8083 Replaces APP2545 8084 Replaces APP764 8086 Replaces AP2545
9328 1/2 Thread; Original equipment design 9329 Full thread; Original equipment design change 9524 Fine wire

Passenger Cars & Light Trucks 2011 - 1996

		Autolite XP^{®**} IRIDIUM ENHANCED .6mm FINEWIRE	Autolite[®] DOUBLE PLATINUM	Autolite[®] PLATINUM & REVOLUTION HT [®]	Autolite[®] COPPER CORE	GAP ÉNCARTEMENT ESPACIO	Autolite[®] GLOW PLUGS
---	---	--	---	---	---	-------------------------------	--

1997 MERCURY CAR (Cont'd)

<i>Grand Marquis</i>							
V8-4.6L F/inj. (16V) SOHC (W)	XP104	*APP104 ^{8084, 9329, 9524} *APP764 ^{2424, 9328}	AP104 ^{8025, 9329} AP764 ^{2424, 9328}	764	.054		
<i>Mystique</i>							
4-2.0L F/inj. (16V) DOHC (3)	*XP5364	APP5364 ²⁴²⁸			.050		
V6-2.5L F/inj. (24V) DOHC (L)	XP104	APP104 ^{8084, 9329} APP764 ^{2424, 9328}	*AP104 ^{8025, 9329, 9524} *AP764 ^{2424, 9328}	764	.054		
<i>Sable</i>							
V6-3.0L F/inj. (12V) SOHC (U)	XP104	APP104 ^{8084, 9329} APP764 ^{2424, 9328}	*AP104 ^{8025, 9329, 9524} *AP764 ^{2424, 9328}	764	.044		
V6-3.0L F/inj. (24V) DOHC DURATEC (S)	XP104	APP104 ^{8084, 9329} APP764 ^{2424, 9328}	*AP104 ^{8025, 9329, 9524} *AP764 ^{2424, 9328}	764	.054		
<i>Tracer</i>							
4-2.0L F/inj. (16V) DOHC (3)	XP5364	*APP5364 ²⁴²⁸			.050		
4-2.0L F/inj. SOHC (P)	XP5144	APP5144	*AP5144 ⁹⁵²⁴	5144	.050		

1996 Cougar

V6-3.8L F/inj. (4)	XP5145	APP2545 ²⁴²⁴ APP5145 ⁸⁰⁸³	*AP2545 ²⁴²⁴ *AP5145 ^{8086, 9524}	2545	.054		
V8-4.6L F/inj. SOHC (W)	XP104	*APP104 ^{8084, 9329, 9524} *APP764 ^{2424, 9328}	AP104 ^{8025, 9329} AP764 ^{2424, 9328}	764	.054		

Grand Marquis

V8-4.6L F/inj. (16V) SOHC (W)	XP104	*APP104 ^{8084, 9329, 9524} *APP764 ^{2424, 9328}	AP104 ^{8025, 9329} AP764 ^{2424, 9328}	764	.054		
V8-4.6L F/inj. DOHC (6)							

Mystique

4-2.0L F/inj. (16V) DOHC (3)	*XP5364	APP5364 ²⁴²⁸			.050		
V6-2.5L F/inj. (24V) DOHC (L)	XP104	APP104 ^{8084, 9329} APP764 ^{2424, 9328}	*AP104 ^{8025, 9329, 9524} *AP764 ^{2424, 9328}	764	.054		

Sable

V6-3.0L F/inj. (12V) SOHC (U)	XP104	APP104 ^{8084, 9329} APP764 ^{2424, 9328}	*AP104 ^{8025, 9329, 9524} *AP764 ^{2424, 9328}	764	.044		
V6-3.0L F/inj. (24V) DOHC DURATEC (S)	XP104	APP104 ^{8084, 9329} APP764 ^{2424, 9328}	*AP104 ^{8025, 9329, 9524} *AP764 ^{2424, 9328}	764	.054		

Tracer

4-1.8L F/inj. (16V) DOHC (8)	XP3924	APP3924	AP3924	*3924	.044		
4-1.9L F/inj. (J)	XP5144	APP5144	*AP5144 ⁹⁵²⁴	5144	.054		

2011 MERCURY TRUCK (includes light trucks, vans, SUV's)

Mariner

4-2.5L F/inj. (16V) DOHC (7)	*XP5364	APP5364			.054		
V6-3.0L F/inj. (24V) DOHC Flex Fuel (G)	XP103	APP103	*AP103 ⁹⁵²⁴	103	.054		

Mariner Hybrid

4-2.5L F/inj. (16V) DOHC (3)	*XP5364	APP5364			.054		
------------------------------	---------	---------	--	--	------	--	--

2010 Mariner

4-2.5L F/inj. (16V) DOHC (7)	*XP5364	APP5364			.054		
V6-3.0L F/inj. (24V) DOHC Flex Fuel (G)	XP103	APP103	*AP103 ⁹⁵²⁴	103	.054		

Mariner Hybrid

4-2.5L F/inj. (16V) DOHC (3)	*XP5364	APP5364			.054		
------------------------------	---------	---------	--	--	------	--	--

Mountaineer

V6-4.0L F/inj. (12V) SOHC (E)			*AP5143	5143	.054		
-------------------------------	--	--	---------	------	------	--	--

2009 Mariner

4-2.5L F/inj. (16V) DOHC (7)	*XP5364	APP5364			.054		
------------------------------	---------	---------	--	--	------	--	--

*NOTE: O.E. Recommended Plug *REMARQUE : bouchon recommandé pour l'équipement d'origine *NOTA: Se recomienda conector del equipo original

Se Section 9 pour les remarques en français en bas de page. Ver Sección 9 para las páginas de notas de pie de página español.

²⁴²⁴ Use until inventory is depleted ²⁴²⁸ Replaces APP5344 ⁸⁰²⁹ Replaces AP764 ⁸⁰⁸³ Replaces APP2545 ⁸⁰⁸⁴ Replaces APP764 ⁸⁰⁸⁶ Replaces AP2545
⁹³²⁸ 1/2 Thread; Original equipment design ⁹³²⁹ Full thread; Original equipment design change ⁹⁵²⁴ Fine wire

Passenger Cars & Light Trucks 2011 - 1996



Autolite XP[®]**
IRIDIUM
ENHANCED
.6mm FINEWIRE

Autolite[®]
DOUBLE
PLATINUM

Autolite[®]
PLATINUM &
REVOLUTION HT[®]

Autolite[®]
COPPER
CORE

GAP
ÉNCARTEMIO
ESPACIO

Autolite[®]
GLOW
PLUGS

2009 MERCURY TRUCK (includes light trucks, vans, SUV's) Mariner (Cont'd)

V6-3.0L F/inj. (24V) DOHC (G)	XP103	APP103	*AP103 ⁹⁵²⁴	103	.054	
-------------------------------	-------	--------	------------------------	-----	------	--

Mariner Hybrid

4-2.5L F/inj. (16V) DOHC (3)	*XP5364	APP5364			.054	
------------------------------	---------	---------	--	--	------	--

Mountaineer

V6-4.0L F/inj. (12V) SOHC (E)			*AP5143	5143	.054	
-------------------------------	--	--	---------	------	------	--

2008 Mariner

4-2.3L F/inj. (16V) DOHC (Z)	XP104	APP104	*AP104 ⁹⁵²⁴	104	.050	
------------------------------	-------	--------	------------------------	-----	------	--

V6-3.0L F/inj. (24V) DOHC (1)	XP104	APP104	*AP104 ⁹⁵²⁴	104	.054	
-------------------------------	-------	--------	------------------------	-----	------	--

Mariner Hybrid

4-2.3L F/inj. (16V) DOHC (H)	XP104	APP104	*AP104 ⁹⁵²⁴	104	.050	
------------------------------	-------	--------	------------------------	-----	------	--

Mountaineer

V6-4.0L F/inj. (12V) SOHC (E)			*AP5143	5143	.054	
-------------------------------	--	--	---------	------	------	--

V8-4.6L F/inj. (24V) SOHC (8)			*HT1 ²⁴⁵⁷		.045	
-------------------------------	--	--	----------------------	--	------	--

2007 Mariner

4-2.3L F/inj. (16V) DOHC (Z)	XP104	APP104	*AP104 ⁹⁵²⁴	104	.050	
------------------------------	-------	--------	------------------------	-----	------	--

V6-3.0L F/inj. (24V) DOHC (1)	XP104	APP104	*AP104 ⁹⁵²⁴	104	.054	
-------------------------------	-------	--------	------------------------	-----	------	--

Mariner Hybrid

4-2.3L F/inj. (16V) DOHC (H)	XP104	APP104	*AP104 ⁹⁵²⁴	104	.050	
------------------------------	-------	--------	------------------------	-----	------	--

Monterey

V6-4.2L F/inj. (12V) SOHC (2)	XP5144	APP5144	*AP5144 ⁹⁵²⁴	5144	.054	
-------------------------------	--------	---------	-------------------------	------	------	--

Mountaineer

V6-4.0L F/inj. (12V) SOHC (E)			*AP5143	5143	.054	
-------------------------------	--	--	---------	------	------	--

V8-4.6L F/inj. (24V) SOHC (8)			*HT1 ²⁴⁵⁷		.045	
-------------------------------	--	--	----------------------	--	------	--

2006 Mariner

4-2.3L F/inj. (16V) DOHC (Z)	XP104	APP104	*AP104 ⁹⁵²⁴	104	.050	
------------------------------	-------	--------	------------------------	-----	------	--

V6-3.0L F/inj. (24V) DOHC (1)	XP104	APP104	*AP104 ⁹⁵²⁴	104	.054	
-------------------------------	-------	--------	------------------------	-----	------	--

Mariner Hybrid

4-2.3L F/inj. (16V) DOHC (H)	XP104	APP104	*AP104 ⁹⁵²⁴	104	.050	
------------------------------	-------	--------	------------------------	-----	------	--

Monterey

V6-3.9L F/inj. (9)	XP605	APP605	*AP605 ⁹⁵²⁴	605	.054	
--------------------	-------	--------	------------------------	-----	------	--

V6-4.2L F/inj. (12V) SOHC (2)	XP5144 ⁶⁴⁹⁶ XP605 ⁶⁴⁹⁷	APP5144 ⁶⁴⁹⁶ APP605 ⁶⁴⁹⁷	*AP5144 ^{6496, 9524} *AP605 ^{6497, 9524}	5144 ⁶⁴⁹⁶ 605 ⁶⁴⁹⁷	.054	
-------------------------------	---	---	---	---	------	--

Mountaineer

V6-4.0L F/inj. (12V) SOHC (E)			*AP5143	5143	.054	
-------------------------------	--	--	---------	------	------	--

V6-4.0L F/inj. (12V) SOHC Flex Fuel (K)						
---	--	--	--	--	--	--

V8-4.6L F/inj. (24V) SOHC (8)			*HT1 ²⁴⁵⁷		.045	
-------------------------------	--	--	----------------------	--	------	--

2005 Mariner

4-2.3L F/inj. (16V) DOHC (Z)	XP104	APP104	*AP104 ⁹⁵²⁴	104	.050	
------------------------------	-------	--------	------------------------	-----	------	--

V6-3.0L F/inj. (24V) DOHC (1)	XP104	APP104	*AP104 ⁹⁵²⁴	104	.054	
-------------------------------	-------	--------	------------------------	-----	------	--

Monterey

V6-3.9L F/inj. (9)	XP605	APP605	*AP605 ⁹⁵²⁴	605	.054	
--------------------	-------	--------	------------------------	-----	------	--

V6-4.2L F/inj. (12V) SOHC (2)						
-------------------------------	--	--	--	--	--	--

Mountaineer

V6-4.0L F/inj. (12V) SOHC (E)	XP103	APP103	*AP103 ⁹⁵²⁴	103	.054	
-------------------------------	-------	--------	------------------------	-----	------	--

V6-4.0L F/inj. (12V) SOHC Flex Fuel (K)						
---	--	--	--	--	--	--

V8-4.6L F/inj. (16V) SOHC (W)	XP104	APP104	*AP104 ⁹⁵²⁴	104	.054	
-------------------------------	-------	--------	------------------------	-----	------	--

2004 Monterey

V6-4.2L F/inj. (12V) SOHC (2)	XP605	APP605	*AP605 ⁹⁵²⁴	605	.054	
-------------------------------	-------	--------	------------------------	-----	------	--

Mountaineer

V6-4.0L F/inj. (12V) SOHC (E)	XP103	APP103	*AP103 ⁹⁵²⁴	103	.054	
-------------------------------	-------	--------	------------------------	-----	------	--



V6-4.0L F/inj. (12V) SOHC Flex Fuel (K)						
---	--	--	--	--	--	--

*NOTE: O.E. Recommended Plug *REMARQUE : bouchon recommandé pour l'équipement d'origine *NOTA: Se recomienda conector del equipo original

Se Section 9 pour les remarques en français en bas de page. Ver Sección 9 para las páginas de notas de pie de página español.

2457 REVOLUTION HT is specifically designed for the Ford Triton 3 valve engine design 6496 From 12/05 6497 To 12/05 9524 Fine wire

Passenger Cars & Light Trucks 2011 - 1996

		Autolite XP^{®**} IRIDIUM ENHANCED .6mm FINEWIRE	Autolite[®] DOUBLE PLATINUM	Autolite[®] PLATINUM & REVOLUTION HT [®]	Autolite[®] COPPER CORE	GAP ÉNCARTEMENT ESPACIO	Autolite[®] GLOW PLUGS
2004 MERCURY TRUCK (includes light trucks, vans, SUV's) <i>Mountaineer</i> (Cont'd)							
V8-4.6L F/inj. (16V) SOHC (W)	XP104	APP104 ^{8084, 9329} APP764 ^{2424, 9328}	*AP104 ^{8025, 9329, 9524} *AP764 ^{2424, 9328}	764	.054		
2003 Mountaineer							
V6-4.0L F/inj. (12V) SOHC (E) V6-4.0L F/inj. (12V) SOHC Flex Fuel (K)	XP103	APP103	*AP103 ⁹⁵²⁴	103	.054		
V8-4.6L F/inj. (16V) SOHC (W)	XP104	APP104 ^{8084, 9329} APP764 ^{2424, 9328}	*AP104 ^{8025, 9329, 9524} *AP764 ^{2424, 9328}	764	.054		
2002 Mountaineer							
V6-4.0L F/inj. (12V) SOHC (E) V6-4.0L F/inj. (12V) SOHC Flex Fuel (K)	XP103	APP103	*AP103 ⁹⁵²⁴	103	.054		
V8-4.6L F/inj. (16V) SOHC (W)	XP104	APP104 ^{8084, 9329} APP764 ^{2424, 9328}	*AP104 ^{8025, 9329, 9524} *AP764 ^{2424, 9328}	764	.054		
<i>Villager</i>							
V6-3.3L F/inj. (12V) SOHC (T)	XP3924	APP3924	*AP3924 ⁹⁵²⁴	3924	.044		
2001 Mountaineer							
V6-4.0L F/inj. (12V) SOHC (E)	XP103	APP103	*AP103 ⁹⁵²⁴	103	.054		
V8-5.0L F/inj. (P)	XP104	APP104 ^{8084, 9329} APP764 ^{2424, 9328}	*AP104 ^{8025, 9329, 9524} *AP764 ^{2424, 9328}	764	.054		
<i>Villager</i>							
V6-3.3L F/inj. (12V) SOHC (T)	XP3924	APP3924	*AP3924 ⁹⁵²⁴	3924	.044		
2000 Mountaineer							
V6-4.0L F/inj. (12V) SOHC (E)	XP103	APP103	*AP103 ⁹⁵²⁴	103	.054		
V8-5.0L F/inj. (P)	XP104	APP104 ^{8084, 9329} APP764 ^{2424, 9328}	*AP104 ^{8025, 9329, 9524} *AP764 ^{2424, 9328}	764	.054		
<i>Villager</i>							
V6-3.3L F/inj. (12V) SOHC (T)	XP3924	APP3924	*AP3924 ⁹⁵²⁴	3924	.044		
1999 Mountaineer							
V6-4.0L F/inj. (12V) SOHC (E)	XP103	APP103	*AP103 ⁹⁵²⁴	103	.054		
V8-5.0L F/inj. (P)	XP104	APP104 ^{8084, 9329} APP764 ^{2424, 9328}	*AP104 ^{8025, 9329, 9524} *AP764 ^{2424, 9328}	764	.054		
<i>Villager</i>							
V6-3.3L F/inj. (12V) SOHC (T)	XP3924	APP3924	*AP3924 ⁹⁵²⁴	3924	.044		
1998 Mountaineer							
V6-4.0L F/inj. (12V) SOHC (E)	XP103	APP103	*AP103 ⁹⁵²⁴	103	.054		
V8-5.0L F/inj. (P)	XP104	APP104 ^{8084, 9329} APP764 ^{2424, 9328}	*AP104 ^{8025, 9329, 9524} *AP764 ^{2424, 9328}	764	.054		
<i>Villager</i>							
V6-3.0L F/inj. (1)	XP3924	APP3924	AP3924	*3924	.034		
1997 Mountaineer							
V8-5.0L F/inj. (P)	XP104	APP104 ^{8084, 9329} APP764 ^{2424, 9328}	*AP104 ^{8025, 9329, 9524} *AP764 ^{2424, 9328}	764	.054		
<i>Villager</i>							
V6-3.0L F/inj. (1)	XP3924	APP3924	AP3924	*3924	.034		
1996 Villager							
V6-3.0L F/inj. (W)	XP3924	APP3924	AP3924	*3924	.034		
2007 MINI CAR							
<i>Cooper Convertible</i>							
4-1.6L F/inj. (16V) DOHC 4-1.6L F/inj. (16V) DOHC SC	XP5224	*APP5224	AP5224	5224	.044		
2006 Cooper							
4-1.6L F/inj. (16V) DOHC	XP5224	*APP5224	AP5224	5224	.044		

***NOTE: O.E. Recommended Plug *REMARQUE : bouchon recommandé pour l'équipement d'origine *NOTA: Se recomienda conector del equipo original**

Se Section 9 pour les remarques en français en bas de page. Ver Sección 9 para las páginas de notas de pie de página español.
²⁴²⁴ Use until inventory is depleted ⁸⁰²⁵ Replaces AP764 ⁸⁰⁸⁴ Replaces APP764 ⁹³²⁸ 1/2 Thread; Original equipment design
⁹³²⁹ Full thread; Original equipment design change ⁹⁵²⁴ Fine wire

Passenger Cars & Light Trucks 2011 - 1996



Autolite XP^{®}**
IRIDIUM
ENHANCED
.6mm FINEWIRE

Autolite[®]
DOUBLE
PLATINUM

Autolite[®]
PLATINUM &
REVOLUTION HT[®]

Autolite[®]
COPPER
CORE

GAP
ÉCARTEMENT
ESPACIO

Autolite[®]
GLOW
PLUGS

2006 MINI CAR (Cont'd)

<i>Cooper S</i>						
4-1.6L F/inj. (16V) DOHC SC	XP5224	*APP5224	AP5224	5224	.044	

<i>2005 Cooper</i>						
4-1.6L F/inj. (16V) DOHC	XP5224	*APP5224	AP5224	5224	.044	

<i>Cooper S</i>						
4-1.6L F/inj. (16V) DOHC SC	XP5224	*APP5224	AP5224	5224	.044	

<i>2004 Cooper</i>						
4-1.6L F/inj. (16V) DOHC	XP5224	*APP5224	AP5224	5224	.044	

<i>Cooper S</i>						
4-1.6L F/inj. (16V) DOHC SC	XP5224	*APP5224	AP5224	5224	.044	

<i>2003 Cooper</i>						
4-1.6L F/inj. (16V) DOHC	XP5224	*APP5224	AP5224	5224	.044	

<i>Cooper S</i>						
4-1.6L F/inj. (16V) DOHC SC	XP5224	*APP5224	AP5224	5224	.044	

<i>2002 Cooper</i>						
4-1.6L F/inj. (16V) DOHC	XP5224	*APP5224	AP5224	5224	.044	

<i>Cooper S</i>						
4-1.6L F/inj. (16V) DOHC SC	XP5224	*APP5224	AP5224	5224	.044	

2011 MITSUBISHI CAR

<i>Eclipse, Eclipse Spyder</i>						
4-2.4L F/inj. (16V) SOHC 4G69 (F)	*XP5325	APP5325			.044	
V6-3.8L F/inj. (24V) SOHC 6G75 (T)	XP3923	*APP3923	AP3923	3923	.044	

<i>Galant</i>						
4-2.4L F/inj. (16V) SOHC 4G69 (F)	*XP5325	APP5325			.044	

<i>Lancer, Lancer GTS</i>						
4-2.0L F/inj. (16V) DOHC 4B11 (U)	XP3924	*APP3924	AP3924	3924	.044	
4-2.4L F/inj. 4B12 (W)	*XP3924	APP3924	AP3924	3924	.044	

<i>2010 Eclipse, Eclipse Spyder</i>						
4-2.4L F/inj. (16V) SOHC 4G69 (F)	*XP5325	APP5325			.044	
V6-3.8L F/inj. (24V) SOHC 6G75 (T)	XP3923	*APP3923	AP3923	3923	.044	

<i>Galant</i>						
4-2.4L F/inj. (16V) SOHC 4G69 (F)	*XP5325	APP5325			.044	

<i>Lancer, Lancer GTS</i>						
4-2.0L F/inj. (16V) DOHC 4B11 (U)	XP3924	*APP3924	AP3924	3924	.044	
4-2.4L F/inj. 4B12 (W)	*XP3924	APP3924	AP3924	3924	.044	

<i>2009 Eclipse, Eclipse Spyder</i>						
4-2.4L F/inj. (16V) SOHC 4G69 (F)	*XP5325	APP5325			.044	
V6-3.8L F/inj. (24V) SOHC 6G75 (T)	XP3923	*APP3923	AP3923	3923	.044	

<i>Galant</i>						
4-2.4L F/inj. (16V) SOHC 4G69 (F)	*XP5325	APP5325			.044	
V6-3.8L F/inj. (24V) SOHC 6G75 (S)	*XP3923	APP3923	AP3923	3923	.044	
V6-3.8L F/inj. (24V) SOHC 6G75 (T)						

<i>Lancer, Lancer GTS</i>						
4-2.0L F/inj. (16V) DOHC 4B11 (U)	*XP3923	APP3923	AP3923	3923	.044	
4-2.4L F/inj. (W)	*XP3924	APP3924	AP3924	3924	.044	

<i>2008 Eclipse, Eclipse Spyder</i>						
4-2.4L F/inj. (16V) SOHC 4G69 (F)	XP5325	*APP5325 ⁹⁵²⁴			.044	
V6-3.8L F/inj. (24V) SOHC 6G75 (T)	XP3923	*APP3923	AP3923	3923	.044	
V6-3.8L F/inj. (24V) SOHC 6G75 (T) CAN						

***NOTE: O.E. Recommended Plug *REMARQUE : bouchon recommandé pour l'équipement d'origine *NOTA: Se recomienda conector del equipo original**

Se Section 9 pour les remarques en français en bas de page. Ver Seccion 9 para las páginas de notas de pie de página español.

⁹⁵²⁴ Fine wire

Passenger Cars & Light Trucks 2011 - 1996



Autolite XP^{®}**
IRIDIUM
ENHANCED
.6mm FINEWIRE

Autolite[®]
DOUBLE
PLATINUM

Autolite[®]
PLATINUM &
REVOLUTION HT[®]

Autolite[®]
COPPER
CORE

GAP
ÉCARTEMENT
ESPACIO

Autolite[®]
GLOW
PLUGS

2008 MITSUBISHI CAR (Cont'd)

Galant

4-2.4L F/inj. (16V) SOHC 4G69 (F)	XP5325	*APP5325 ⁹⁵²⁴			.044	
V6-3.8L F/inj. (24V) SOHC 6G75 (T)	XP3924	*APP3924	AP3924	3924	.044	

Lancer, Lancer GTS, Lancer Evolution

4-2.0L F/inj. (16V) DOHC 4B11 (U)	*XP3923	APP3923	AP3923	3923	.044	
-----------------------------------	---------	---------	--------	------	------	--

2007 Eclipse

4-2.4L F/inj. (16V) SOHC 4G69 (F)	*XP5325	APP5325			.044	
V6-3.8L F/inj. (24V) SOHC 6G75 (T)	XP3923	*APP3923	AP3923	3923	.044	

Galant

4-2.4L F/inj. (16V) SOHC 4G69 (F)	*XP5325	APP5325			.044	
V6-3.8L F/inj. (24V) SOHC 6G75 (S)	XP3924	*APP3924	AP3924	3924	.044	
V6-3.8L F/inj. (24V) SOHC 6G75 (T)						

Lancer

4-2.0L F/inj. (16V) SOHC 4G94 (E)	XP3924	APP3924	AP3924	*3924	.044	
4-2.4L F/inj. (16V) SOHC 4G69 (F)	*XP5325	APP5325			.044	

2006 Eclipse

4-2.4L F/inj. (16V) SOHC 4G69 (F)	*XP5325	APP5325			.044	
V6-3.8L F/inj. (24V) SOHC 6G75 (T)	XP3923	*APP3923	AP3923	3923	.044	

Galant

4-2.4L F/inj. (16V) SOHC 4G69 (F)	*XP5325	APP5325			.044	
V6-3.8L F/inj. (24V) SOHC 6G75 (S)	XP3924	*APP3924	AP3924	3924	.044	

Lancer

4-2.0L F/inj. (16V) DOHC 4G63 Turbo (C)	*XP5325	APP5325			.044	
4-2.0L F/inj. (16V) SOHC 4G94 (E)	*XP3924	APP3924	AP3924	3924	.044	
4-2.4L F/inj. (16V) SOHC 4G69 (F)	*XP5325	APP5325			.044	

2005 Eclipse

4-2.4L F/inj. (16V) SOHC 4G64 (G)	XP3924	APP3924	AP3924	*3924	.044	
V6-3.0L F/inj. (24V) SOHC 6G72 (H)	XP3923	*APP3923	AP3923	3923	.044	

Galant

4-2.4L F/inj. (16V) SOHC 4G69 (F)	*XP5325	APP5325			.032	
V6-3.8L F/inj. (24V) SOHC 6G75 (S)	XP3924	*APP3924	AP3924	3924	.044	

Lancer

4-2.0L F/inj. (16V) DOHC 4G63 Turbo (D)	*XP3924	APP3924	AP3924	3924	.032	
4-2.0L F/inj. (16V) SOHC 4G94 (E)	*XP3924	APP3924	AP3924	3924	.044	
4-2.4L F/inj. (16V) SOHC 4G69 (F)	*XP5325	APP5325			.032	

2004 Diamante

V6-3.5L F/inj. (24V) SOHC 6G74 (P)	XP3924	*APP3924	AP3924	3924	.044	
------------------------------------	--------	----------	--------	------	------	--

Eclipse

4-2.4L F/inj. (16V) SOHC 4G64 (G)	XP3924	APP3924	AP3924	*3924	.044	
V6-3.0L F/inj. (24V) SOHC 6G72 (H)	XP3923	*APP3923	AP3923	3923	.044	

Galant

4-2.4L F/inj. (16V) SOHC 4G64 (G)	*XP5325	APP5325			.032	
V6-3.8L F/inj. (24V) SOHC 6G75 (S)	XP3924	*APP3924	AP3924	3924	.044	

Lancer

4-2.0L F/inj. (16V) DOHC 4G63 Turbo (D)	*XP3924	APP3924	AP3924	3924	.032	
4-2.0L F/inj. (16V) SOHC 4G94 (E)	*XP3924	APP3924	AP3924	3924	.044	
4-2.4L F/inj. (16V) SOHC 4G64 (G)	*XP5325	APP5325			.032	

2003 Diamante

V6-3.5L F/inj. (24V) SOHC 6G74 (P)	XP3924	*APP3924	AP3924	3924	.044	
------------------------------------	--------	----------	--------	------	------	--

Eclipse

4-2.4L F/inj. (16V) SOHC 4G64 (G)	XP3924	APP3924	AP3924	*3924	.044	
-----------------------------------	--------	---------	--------	-------	------	--

*NOTE: O.E. Recommended Plug *REMARQUE : bouchon recommandé pour l'équipement d'origine *NOTA: Se recomienda conector del equipo original

Se Section 9 pour les remarques en français en bas de page. Ver Sección 9 para las páginas de notas de pie de página español.

⁹⁵²⁴ Fine wire

Passenger Cars & Light Trucks 2011 - 1996



Autolite XP^{®}**
IRIDIUM
ENHANCED
.6mm FINEWIRE

Autolite[®]
DOUBLE
PLATINUM

Autolite[®]
PLATINUM &
REVOLUTION HT[®]

Autolite[®]
COPPER
CORE

GAP
ÉCARTEMENT
ESPACIO

Autolite[®]
GLOW
PLUGS

2003 MITSUBISHI CAR Eclipse (Cont'd)

V6-3.0L F/inj. (24V) SOHC 6G72 (H)	XP3923	*APP3923	AP3923	3923	.044	
------------------------------------	--------	-----------------	--------	------	------	--

Galant

4-2.4L F/inj. (16V) SOHC 4G64 (G)	XP3924	APP3924	AP3924	*3924	.044	
V6-3.0L F/inj. (24V) SOHC 6G72 (H)	XP3923	*APP3923	AP3923	3923	.044	

Lancer

4-2.0L F/inj. (16V) DOHC 4G63 Turbo (F)	*XP63	APP63	AP63	63	.032	
4-2.0L F/inj. (16V) SOHC 4G94 (E)	*XP3924	APP3924	AP3924	3924	.044	

2002 Diamante

V6-3.5L F/inj. (24V) SOHC 6G74 (P)	XP3924	*APP3924	AP3924	3924	.044	
------------------------------------	--------	-----------------	--------	------	------	--

Eclipse

4-2.4L F/inj. (16V) SOHC 4G64 (G)	XP3924	APP3924	AP3924	*3924	.044	
V6-3.0L F/inj. (24V) SOHC 6G72 (H)	XP3923	*APP3923	AP3923	3923	.044	

Galant

4-2.4L F/inj. (16V) SOHC 4G64 (G)	XP3924	APP3924	AP3924	*3924	.044	
V6-3.0L F/inj. (24V) SOHC 6G72 (L)	XP3923	*APP3923	AP3923	3923	.044	

Lancer

4-2.0L F/inj. (16V) SOHC 4G94 (E)	*XP3924	APP3924	AP3924	3924	.044	
-----------------------------------	----------------	---------	--------	------	------	--

Mirage

4-1.5L F/inj. (12V) SOHC 4G15 (A)	XP64	APP64	AP64	*64	.032	
4-1.8L F/inj. (16V) SOHC 4G93 (C)	XP3924	APP3924	AP3924	*3924	.044	

2001 Diamante

V6-3.5L F/inj. (24V) SOHC 6G74 (P)	XP3924	*APP3924	AP3924	3924	.044	
------------------------------------	--------	-----------------	--------	------	------	--

Eclipse

4-2.4L F/inj. (16V) SOHC 4G64 (G)	XP3924	APP3924	AP3924	*3924	.044	
V6-3.0L F/inj. (24V) SOHC 6G72 (H)	XP3923	*APP3923	AP3923	3923	.044	

Galant

4-2.4L F/inj. (16V) SOHC 4G64 (G)	XP3924	APP3924	AP3924	*3924	.044	
V6-3.0L F/inj. (24V) SOHC 6G72 (H)	XP3923	*APP3923	AP3923	3923	.044	

Mirage

4-1.5L F/inj. (12V) SOHC 4G15 (A)	XP64	APP64	AP64	*64	.032	
4-1.8L F/inj. (16V) SOHC 4G93 (C)	XP3924	APP3924	AP3924	*3924	.044	

2000 Diamante

V6-3.5L F/inj. (24V) SOHC 6G74 (P)	XP3924	*APP3924	AP3924	3924	.044	
------------------------------------	--------	-----------------	--------	------	------	--

Eclipse

4-2.4L F/inj. (16V) SOHC 4G64 (G)	XP3924	APP3924	AP3924	*3924	.044	
V6-3.0L F/inj. (24V) DOHC 6G72 (L)	XP3923	*APP3923	AP3923	3923	.044	

Galant

4-2.4L F/inj. (16V) SOHC 4G64 (G)	XP3924	APP3924	AP3924	*3924	.044	
V6-3.0L F/inj. (24V) DOHC 6G72 (L)	XP3923	*APP3923	AP3923	3923	.044	

Mirage

4-1.5L F/inj. (12V) SOHC 4G15 (A)	XP64	APP64	AP64	*64	.044	
4-1.8L F/inj. (16V) SOHC 4G93 (C)	XP3924	APP3924	AP3924	*3924	.044	

1999 3000GT

V6-3.0L F/inj. (12V) SOHC 6G72 (H)	XP3923	*APP3923	AP3923	3923	.044	
V6-3.0L F/inj. (24V) DOHC 6G72 (J)	XP64	APP64	AP64	*64	.044	
V6-3.0L F/inj. (24V) DOHC 6G72T Twin-Turbo (K)	XP3923	*APP3923	AP3923	3923	.044	

Diamante

V6-3.5L F/inj. (24V) SOHC 6G74 (P)	XP3924	*APP3924	AP3924	3924	.044	
------------------------------------	--------	-----------------	--------	------	------	--

Eclipse

4-2.0L F/inj. (16V) DOHC 420A (Y)	XP3923	APP3923	AP3923	*3923	.050	
4-2.0L F/inj. (16V) DOHC 4G63T Turbo (F)	XP63	APP63	AP63	*63	.032	

***NOTE: O.E. Recommended Plug *REMARQUE : bouchon recommandé pour l'équipement d'origine *NOTA: Se recomienda conector del equipo original**

Se Section 9 pour les remarques en français en bas de page. Ver Seccion 9 para las páginas de notas de pie de página español.

Passenger Cars & Light Trucks 2011 - 1996



Autolite XP^{®}**
IRIDIUM
ENHANCED
.6mm FINEWIRE

Autolite[®]
DOUBLE
PLATINUM

Autolite[®]
PLATINUM &
REVOLUTION HT[®]

Autolite[®]
COPPER
CORE

GAP
ÉNCARTEMENT
ESPACIO

Autolite[®]
GLOW
PLUGS

1999 MITSUBISHI CAR Eclipse (Cont'd)

4-2.4L F/inj. (16V) SOHC 4G64 (G)	XP3924	APP3924	AP3924	*3924	.044	
Galant						
4-2.4L F/inj. (16V) SOHC 4G64 (G)	XP3924	APP3924	AP3924	*3924	.044	
V6-3.0L F/inj. (24V) DOHC 6G72 (L)	XP3923	*APP3923	AP3923	3923	.044	
Mirage						
4-1.5L F/inj. (12V) SOHC 4G15 (A)	XP64	APP64	AP64	*64	.044	
4-1.8L F/inj. (16V) SOHC 4G93 (C)	XP3924	APP3924	AP3924	*3924	.044	
1998 3000GT						
V6-3.0L F/inj. (12V) SOHC 6G72 (H)	XP3923	*APP3923	AP3923	3923	.044	
V6-3.0L F/inj. (24V) DOHC 6G72 (J)	XP64	APP64	AP64	*64	.044	
V6-3.0L F/inj. (24V) DOHC 6G72T Twin-Turbo (K)	XP3923	*APP3923	AP3923	3923	.044	
Diamante						
V6-3.5L F/inj. (24V) SOHC 6G74 (P)	XP3924	*APP3924	AP3924	3924	.044	
Eclipse						
4-2.0L F/inj. (16V) DOHC 420A (Y)	XP3923	APP3923	AP3923	*3923	.050	
4-2.0L F/inj. (16V) DOHC 4G63 Turbo (F)	XP63	APP63	AP63	*63	.032	
4-2.4L F/inj. (16V) SOHC 4G64 (G)	XP3924	APP3924	AP3924	*3924	.044	
Galant						
4-2.4L F/inj. (16V) SOHC 4G64 (G)	XP3924	APP3924	AP3924	*3924	.044	
V6-2.5L F/inj. SOHC 6G73	XP3923	APP3923	AP3923	*3923	.044	
Mirage						
4-1.5L F/inj. (12V) SOHC 4G15 (A)	XP64	APP64	AP64	*64	.044	
4-1.8L F/inj. (16V) SOHC 4G93 (C)	XP3924	APP3924	AP3924	*3924	.044	
1997 3000GT						
V6-3.0L F/inj. (12V) SOHC 6G72 (H)	XP3923	*APP3923	AP3923	3923	.044	
V6-3.0L F/inj. (24V) DOHC 6G72 (J)	XP64	APP64	AP64	*64	.044	
V6-3.0L F/inj. (24V) DOHC 6G72T Twin-Turbo (K)	XP3923	*APP3923	AP3923	3923	.044	
Diamante						
V6-3.5L F/inj. (24V) SOHC 6G74 (P)	XP3924	*APP3924	AP3924	3924	.044	
Eclipse						
4-2.0L F/inj. (16V) DOHC 420A (Y)	XP3923	APP3923	AP3923	*3923	.050	
4-2.0L F/inj. (16V) DOHC 4G63 Turbo (F)	XP63	APP63	AP63	*63	.032	
4-2.4L F/inj. (16V) SOHC 4G64 (G)	XP3924	APP3924	AP3924	*3924	.044	
Galant						
4-2.4L F/inj. (16V) SOHC 4G64 (G)	XP3924	APP3924	AP3924	*3924	.044	
V6-2.5L F/inj. SOHC 6G73	XP3923	APP3923	AP3923	*3923	.044	
Mirage						
4-1.5L F/inj. (12V) SOHC 4G15 (A)	XP64	APP64	AP64	*64	.044	
4-1.8L F/inj. (16V) SOHC 4G93 (C)	XP3924	APP3924	AP3924	*3924	.044	
1996 3000GT						
V6-3.0L F/inj. (24V) DOHC 6G72 (J)	XP3923	*APP3923	AP3923	3923	.044	
V6-3.0L F/inj. (24V) DOHC 6G72T Twin-Turbo (K)						
Diamante						
V6-3.0L F/inj. (12V) SOHC 6G72 (H)	XP63	APP63	AP63	*63	.044	
V6-3.0L F/inj. (12V) SOHC 6G72 (S)						
V6-3.0L F/inj. (24V) DOHC 6G72 (J)	XP3923	*APP3923	AP3923	3923	.044	
Eclipse						
4-2.0L F/inj. (16V) DOHC 420A (Y)	XP3923	APP3923	AP3923	*3923	.032	
4-2.0L F/inj. (16V) DOHC 4G63 Turbo (F)	XP63	APP63	AP63	*63	.032	
4-2.4L F/inj. (16V) SOHC 4G64 (G)	XP3924	APP3924	AP3924	*3924	.044	

***NOTE: O.E. Recommended Plug *REMARQUE : bouchon recommandé pour l'équipement d'origine *NOTA: Se recomienda conector del equipo original**

Se Section 9 pour les remarques en français en bas de page. Ver Seccion 9 para las páginas de notas de pie de página español.

Passenger Cars & Light Trucks 2011 - 1996



Autolite XP^{®}**
IRIDIUM
ENHANCED
.6mm FINEWIRE

Autolite[®]
DOUBLE
PLATINUM

Autolite[®]
PLATINUM &
REVOLUTION HT[®]

Autolite[®]
COPPER
CORE

GAP
ÉCARTEMENT
ESPACIO

Autolite[®]
GLOW
PLUGS

1996 MITSUBISHI CAR (Cont'd)

Galant

4-2.4L F/inj. (16V) DOHC 4G64	XP3924	APP3924	AP3924	*3924	.044	
4-2.4L F/inj. SOHC 4G64 (G)						

Mirage

4-1.5L F/inj. (12V) SOHC 4G15 (A)	XP64	APP64	AP64	*64	.044	
4-1.8L F/inj. (16V) SOHC 4G93 (C)	XP3924	APP3924	AP3924	*3924	.044	

2011 MITSUBISHI TRUCK (includes light trucks, vans, SUV's)

Endeavor

V6-3.8L F/inj. (24V) SOHC 6G75 (S)	*XP3923	APP3923	AP3923	3923	.044	
------------------------------------	----------------	---------	--------	------	------	--

Outlander

4-2.4L F/inj. (16V) DOHC 4B12 (W)	*XP3924	APP3924	AP3924	3924	.044	
-----------------------------------	----------------	---------	--------	------	------	--

Outlander Sport

4-2.0L F/inj. (16V) DOHC 4B11 (U)	*XP3923	APP3923	AP3923	3923	.044	
-----------------------------------	----------------	---------	--------	------	------	--

2010 Endeavor

V6-3.8L F/inj. (24V) SOHC 6G75 (S)	*XP3923	APP3923	AP3923	3923	.044	
------------------------------------	----------------	---------	--------	------	------	--

Outlander

4-2.4L F/inj. (16V) DOHC (W)	*XP3924	APP3924	AP3924	3924	.044	
------------------------------	----------------	---------	--------	------	------	--

Raider

V6-3.7L F/inj. (12V) SOHC EKG (K)	XP5224	*APP5224	AP5224	5224	.044	
-----------------------------------	--------	-----------------	--------	------	------	--

2009 Outlander

4-2.4L F/inj. (16V) DOHC (W)	*XP3924	APP3924	AP3924	3924	.044	
------------------------------	----------------	---------	--------	------	------	--

Raider

V6-3.7L F/inj. (12V) SOHC EKG (K)	XP5224	*APP5224	AP5224	5224	.044	
V8-4.7L F/inj. (16V) SOHC	XP5224	APP5224	AP5224	*5224	.044	

2008 Endeavor

V6-3.8L F/inj. (24V) SOHC 6G75 (S)	*XP3923	APP3923	AP3923	3923	.044	
------------------------------------	----------------	---------	--------	------	------	--

Outlander

4-2.4L F/inj. (16V) DOHC (W)	*XP3924	APP3924	AP3924	3924	.044	
------------------------------	----------------	---------	--------	------	------	--

Raider

V6-3.7L F/inj. (12V) SOHC EKG (K)	XP5224	APP5224	AP5224	*5224	.044	
V8-4.7L F/inj. (16V) SOHC						

2007 Endeavor

V6-3.8L F/inj. (24V) SOHC 6G75 (S)	*XP3923	APP3923	AP3923	3923	.044	
------------------------------------	----------------	---------	--------	------	------	--

Outlander

4-2.4L F/inj. (16V) SOHC 4G69 (F)	*XP5325	APP5325			.044	
-----------------------------------	----------------	---------	--	--	------	--

Raider

V6-3.7L F/inj. (12V) SOHC EKG (K)	XP5224	*APP5224	AP5224	5224	.044	
V8-4.7L F/inj. (16V) SOHC	XP5224	APP5224	AP5224	*5224	.044	

2006 Endeavor

V6-3.8L F/inj. (24V) SOHC 6G75 (S)	*XP3923	APP3923	AP3923	3923	.044	
------------------------------------	----------------	---------	--------	------	------	--

Montero

V6-3.8L F/inj. (24V) SOHC 6G75 (S)	XP3923	*APP3923	AP3923	3923	.044	
------------------------------------	--------	-----------------	--------	------	------	--

Outlander

4-2.4L F/inj. (16V) SOHC 4G69 (F)	*XP5325	APP5325			.044	
-----------------------------------	----------------	---------	--	--	------	--

Raider

V6-3.7L F/inj. (12V) SOHC EKG (K)	XP5224	*APP5224	AP5224	5224	.044	
V8-4.7L F/inj. (16V) SOHC EVA (N)	XP5224	APP5224	AP5224	*5224	.044	

2005 Endeavor

V6-3.8L F/inj. (24V) SOHC 6G75 (S)	XP3923	*APP3923	AP3923	3923	.044	
------------------------------------	--------	-----------------	--------	------	------	--

Montero

V6-3.8L F/inj. (24V) SOHC 6G75 (S)	*XP3923	APP3923	AP3923	3923	.044	
------------------------------------	----------------	---------	--------	------	------	--

*NOTE: O.E. Recommended Plug *REMARQUE : bouchon recommandé pour l'équipement d'origine *NOTA: Se recomienda conector del equipo original

Se Section 9 pour les remarques en français en bas de page. Ver Seccion 9 para las páginas de notas de pie de página español.

Passenger Cars & Light Trucks 2011 - 1996



Autolite XP^{®}**
IRIDIUM
ENHANCED
.6mm FINEWIRE

Autolite[®]
DOUBLE
PLATINUM

Autolite[®]
PLATINUM &
REVOLUTION HT[®]

Autolite[®]
COPPER
CORE

GAP
ÉNCARTEMENT
ESPACIO

Autolite[®]
GLOW
PLUGS

2005 MITSUBISHI TRUCK (includes light trucks, vans, SUV's) (Cont'd)

Outlander

4-2.4L F/inj. (16V) SOHC 4G69 (F)

XP5325

*APP5325⁹⁵²⁴

.044

2004 Endeavor

V6-3.8L F/inj. (24V) SOHC 6G75 (S)

XP3923

*APP3923

AP3923

3923

.044

Montero

V6-3.8L F/inj. (24V) SOHC 6G75 (S)

*XP3923

APP3923

AP3923

3923

.044

Montero Sport

V6-3.5L F/inj. (24V) SOHC 6G74 (R)

*XP5224

APP5224

AP5224

5224

.044

Outlander

4-2.4L F/inj. (16V) SOHC 4G64 (G)

XP3924⁹¹⁸³
*XP5325⁹¹⁸⁴

APP3924⁹¹⁸³
APP5325⁹¹⁸⁴

AP3924⁹¹⁸³

*3924⁹¹⁸³

.044

2003 Endeavor

V6-3.8L F/inj. (24V) SOHC 6G75 (S)

XP3923

*APP3923

AP3923

3923

.044

Montero

V6-3.8L F/inj. (24V) SOHC 6G75 (S)

XP3923

*APP3923

AP3923

3923

.044

Montero Sport

V6-3.0L F/inj. (24V) SOHC 6G72 (H)

XP5224

APP5224

*AP5224

5224

.044

V6-3.5L F/inj. (24V) SOHC 6G74 (R)

*XP3924

APP5224

AP5224

5224

.044

Outlander

4-2.4L F/inj. (16V) SOHC 4G64 (G)

XP3924⁹¹⁸³
*XP5325⁹¹⁸⁴

APP3924⁹¹⁸³
APP5325⁹¹⁸⁴

AP3924⁹¹⁸³

*3924⁹¹⁸³

.044

2002 Montero

V6-3.5L F/inj. (24V) SOHC 6G74 (R)

*XP5224

APP5224

AP5224

5224

.044

Montero Sport

V6-3.0L F/inj. (24V) SOHC 6G72 (H)

XP5224

APP5224

*AP5224

5224

.044

V6-3.5L F/inj. (24V) SOHC 6G74 (R)

*XP5224

APP5224

AP5224

5224

.044

2001 Montero

V6-3.5L F/inj. (24V) SOHC 6G74 (R)

XP5224

APP5224

*AP5224

5224

.044

Montero Sport

V6-3.0L F/inj. (24V) DOHC 6G72 (H)

XP5224

APP5224

*AP5224

5224

.044

V6-3.5L F/inj. (24V) SOHC 6G74 (R)

*XP5224

APP5224

AP5224

5224

.044

2000 Montero

V6-3.5L F/inj. (24V) DOHC 6G74 (R)

XP3924

*APP3924

AP3924

3924

.044

Montero Sport

V6-3.0L F/inj. (24V) DOHC 6G72 (H)

XP5224

APP5224

*AP5224

5224

.044

V6-3.5L F/inj. (24V) SOHC 6G74 (R)

XP3924

*APP3924

AP3924

3924

.044

1999 Montero

V6-3.5L F/inj. (24V) SOHC 6G74 (R)

XP3924

*APP3924

AP3924

3924

.044

Montero Sport

4-2.4L F/inj. (16V) SOHC 4G64 (G)

XP3924

APP3924

AP3924

*3924

.044

V6-3.0L F/inj. (24V) DOHC 6G72 (P)

XP5224

APP5224

*AP5224

5224

.044

V6-3.5L F/inj. (24V) SOHC 6G74 (R)

XP3924

*APP3924

AP3924

3924

.044

1998 Montero

V6-3.5L F/inj. (24V) DOHC 6G74 (R)

XP3924

*APP3924

AP3924

3924

.044

Montero Sport

4-2.4L F/inj. (16V) SOHC 4G64 (G)

XP3924

APP3924

AP3924

*3924

.044

V6-3.0L F/inj. (24V) DOHC 6G72 (P)

XP3923

*APP3923

AP3923

3923

.044

1997 Montero

V6-3.0L F/inj. (24V) SOHC 6G72

XP3923

*APP3923

AP3923

3923

.044

V6-3.5L F/inj. (24V) DOHC 6G74 (R)

XP3924

*APP3924

AP3924

3924

.044

*NOTE: O.E. Recommended Plug *REMARQUE : bouchon recommandé pour l'équipement d'origine *NOTA: Se recomienda conector del equipo original

Se Section 9 pour les remarques en français en bas de page. Ver Seccion 9 para las páginas de notas de pie de página español.

⁹¹⁸³ To 8/03/03 ⁹¹⁸⁴ From 8/03/03 ⁹⁵²⁴ Fine wire

Passenger Cars & Light Trucks 2011 - 1996



Autolite XP^{®}**
IRIDIUM
ENHANCED
.6mm FINEWIRE

Autolite[®]
DOUBLE
PLATINUM

Autolite[®]
PLATINUM &
REVOLUTION HT[®]

Autolite[®]
COPPER
CORE

GAP
ÉNCARTEMENT
ESPACIO

Autolite[®]
GLOW
PLUGS

1997 MITSUBISHI TRUCK (includes light trucks, vans, SUV's) (Cont'd)

Montero Sport

4-2.4L F/inj. (16V) SOHC 4G64 (G)	XP3924	APP3924	AP3924	*3924	.044	
V6-3.0L F/inj. (24V) DOHC 6G72 (P)	XP3923	*APP3923	AP3923	3923	.044	

1996 Expo

4-2.4L F/inj. SOHC 4G64 (G)	XP3924	APP3924	AP3924	*3924	.044	
-----------------------------	--------	---------	--------	--------------	------	--

Montero

V6-3.0L F/inj. (24V) SOHC 6G72 (H)	XP3923	*APP3923	AP3923	3923	.044	
V6-3.5L F/inj. (24V) DOHC 6G74 (M)	XP3924	*APP3924	AP3924	3924	.044	

Pickup

4-2.4L F/inj. (16V) SOHC 4G64 (G)	XP63	APP63	AP63	*63	.044	
-----------------------------------	------	-------	------	------------	------	--

2007 MORGAN CAR

Aero 8

V8-4.4L F/inj. (32V) QOHC	XP3924	*APP3924	AP3924	3924	.032	
---------------------------	--------	-----------------	--------	------	------	--

2006 Aero 8

V8-4.4L F/inj. (32V) QOHC	XP3924	*APP3924	AP3924	3924	.032	
---------------------------	--------	-----------------	--------	------	------	--

Roadster

V6-3.0L F/inj.	XP103	*APP103 ⁹⁵²⁴	AP103	103	.054	
----------------	-------	--------------------------------	-------	-----	------	--

2005 Aero 8

V8-4.4L F/inj. (32V) QOHC	XP3924	*APP3924	AP3924	3924	.032	
---------------------------	--------	-----------------	--------	------	------	--

2004 Aero 8

V8-4.4L F/inj. (32V) QOHC	XP3924	*APP3924	AP3924	3924	.032	
---------------------------	--------	-----------------	--------	------	------	--

2003 Plus 8

V8-3.9L F/inj.	XP63	APP63	AP63	*63	.032	
----------------	------	-------	------	------------	------	--

2002 Plus 8

V8-3.9L F/inj.	XP63	APP63	AP63	*63	.032	
----------------	------	-------	------	------------	------	--

1996 Plus 8

V8-3.5L F/inj.	XP63	APP63	AP63	*63	.032	
----------------	------	-------	------	------------	------	--

2011 NISSAN CAR

370Z

V6-3.7L D.I. VQ37VHR (A)		*APP5682			.044	
--------------------------	--	-----------------	--	--	------	--

Altima

4-2.5L F/inj. (16V) DOHC QR25DE		*APP5683			.044	
V6-3.5L D.I. (24V) QOHC VQ35DE						

Altima Hybrid

4-2.5L F/inj. (16V) DOHC QR25DE		*APP5683			.044	
---------------------------------	--	-----------------	--	--	------	--

GT-R

V6-3.8L D.I. (24V) DOHC VR38DETT Twin-Turbo (A)		*APP5682			.044	
---	--	-----------------	--	--	------	--

Maxima

V6-3.5L D.I. (24V) QOHC VQ35DE		*APP5683			.044	
--------------------------------	--	-----------------	--	--	------	--

Sentra

4-2.0L D.I. (16V) DOHC MR20DE		*APP5684			.044	
4-2.5L D.I. QR25DE (B)		*APP5683			.044	

Versa

4-1.8L D.I. (16V) DOHC MR18DE (B)		*APP5684			.044	
-----------------------------------	--	-----------------	--	--	------	--

2010 370Z

V6-3.7L D.I. VQ37VHR (A)		*APP5682			.044	
--------------------------	--	-----------------	--	--	------	--

Altima



4-2.5L F/inj. (16V) DOHC QR25DE		*APP5683			.044	
---------------------------------	--	-----------------	--	--	------	--

***NOTE: O.E. Recommended Plug *REMARQUE : bouchon recommandé pour l'équipement d'origine *NOTA: Se recomienda conector del equipo original**

Se Section 9 pour les remarques en français en bas de page. Ver Sección 9 para las páginas de notas de pie de página español.

⁹⁵²⁴ Fine wire

Passenger Cars & Light Trucks 2011 - 1996

		Autolite XP^{®**} IRIDIUM ENHANCED .6mm FINEWIRE	Autolite[®] DOUBLE PLATINUM	Autolite[®] PLATINUM & REVOLUTION HT [®]	Autolite[®] COPPER CORE	GAP ÉNCARTEMENT ESPACIO	Autolite[®] GLOW PLUGS
2010 NISSAN CAR Altima (Cont'd)							
V6-3.5L D.I. (24V) QOHC VQ35DE			<i>*APP5684</i>			.044	
<i>Altima Hybrid</i>							
4-2.5L F/inj. (16V) DOHC QR25DE			<i>*APP5683</i>			.044	
<i>GT-R</i>							
V6-3.8L D.I. (24V) DOHC VR38DETT Twin-Turbo (A)			<i>*APP5682</i>			.044	
<i>Maxima</i>							
V6-3.5L D.I. (24V) QOHC VQ35DE			<i>*APP5683</i>			.044	
<i>Sentra</i>							
4-2.0L D.I. (16V) DOHC MR20DE			<i>*APP5684</i>			.044	
4-2.5L D.I. QR25DE (A)			<i>*APP5683</i>			.044	
4-2.5L D.I. QR25DE (B)							
4-2.5L D.I. QR25DE (C)							
<i>Versa</i>							
4-1.6L D.I. (16V) DOHC HR16DE			<i>*APP5684</i>			.044	
4-1.8L D.I. (16V) DOHC MR18DE (B)							
2009 350Z Coupe, Roadster							
V6-3.5L F/inj. (24V) DOHC VQ35DE			<i>*APP5683</i>			.044	
V6-3.5L F/inj. (24V) DOHC VQ35HR (B)							
<i>370Z</i>							
V6-3.7L D.I. VQ37VHR (A)			<i>*APP5682</i>			.044	
<i>Altima</i>							
4-2.5L F/inj. (16V) DOHC QR25DE			<i>*APP5683</i>			.044	
V6-3.5L F/inj. (24V) DOHC VQ35DE			<i>*APP5684</i>			.044	
<i>Altima Hybrid</i>							
4-2.5L F/inj. (16V) DOHC QR25DE			<i>*APP5683</i>			.044	
<i>GT-R</i>							
V6-3.8L F/inj. (24V) DOHC Twin-Turbo			<i>*APP5682</i>			.044	
<i>Maxima</i>							
V6-3.5L F/inj. (24V) DOHC VQ35DE			<i>*APP5683</i>			.044	
<i>Sentra</i>							
4-2.0L F/inj. (16V) DOHC MR20DE			<i>*APP5683</i>			.044	
4-2.5L F/inj. QR25DE (C)							
<i>Versa</i>							
4-1.6L F/inj. (16V) DOHC HR16DE			<i>*APP5684</i>			.044	
4-1.8L F/inj. (16V) DOHC MR18DE (B)							
2008 350Z Coupe, Roadster							
V6-3.5L F/inj. (24V) DOHC VQ35HR (B)			<i>*APP5683</i>			.044	
<i>Altima</i>							
4-2.5L F/inj. (16V) DOHC QR25DE			<i>*APP5683</i>			.044	
V6-3.5L F/inj. (24V) DOHC VQ35DE			<i>*APP5684</i>			.044	
<i>Altima Hybrid</i>							
4-2.5L F/inj. (16V) DOHC QR25DE			<i>*APP5683</i>			.044	
<i>Maxima</i>							
V6-3.5L F/inj. (24V) DOHC VQ35DE		<i>*XP5325</i>	APP5325			.044	
<i>Sentra</i>							
4-2.0L F/inj. (16V) DOHC MR20DE			<i>*APP5683</i>			.044	
4-2.5L F/inj. (16V) DOHC QR25DE							
<i>Versa</i>							
4-1.8L F/inj. (16V) DOHC MR18DE (B)			<i>*APP5684</i>			.044	

***NOTE: O.E. Recommended Plug *REMARQUE : bouchon recommandé pour l'équipement d'origine *NOTA: Se recomienda conector del equipo original**
Se Section 9 pour les remarques en français en bas de page. Ver Sección 9 para las páginas de notas de pie de página español.

Passenger Cars & Light Trucks 2011 - 1996



Autolite XP^{®}**
IRIDIUM
ENHANCED
.6mm FINEWIRE

Autolite[®]
DOUBLE
PLATINUM

Autolite[®]
PLATINUM &
REVOLUTION HT[®]

Autolite[®]
COPPER
CORE

GAP
ÉCARTEMENT
ESPACIO

Autolite[®]
GLOW
PLUGS

NISSAN CAR (Cont'd)

2007 350Z

V6-3.5L F/inj. (24V) DOHC VQ35DE	XP5325 ⁷⁹⁸⁶	*APP5325 ^{7986, 9524} *APP5683 ⁸²⁸²			.044	
----------------------------------	------------------------	--	--	--	------	--

Altima

4-2.5L F/inj. (16V) DOHC QR25DE		*APP5683			.044	
V6-3.5L F/inj. (24V) DOHC VQ35DE		*APP5684			.044	

Altima Hybrid

4-2.5L F/inj. (16V) DOHC QR25DE		*APP5683			.044	
---------------------------------	--	----------	--	--	------	--

Maxima

V6-3.5L F/inj. (24V) DOHC VQ35DE	*XP5325	APP5325			.044	
----------------------------------	---------	---------	--	--	------	--

Sentra

4-1.8L F/inj. (16V) DOHC QG18DE (A)	XP5325	*APP5325 ⁹⁵²⁴			.044	
4-2.0L F/inj. (16V) DOHC MR20DE		*APP5683			.044	
4-2.5L F/inj. (16V) DOHC QR25DE						

Versa

4-1.8L F/inj. (16V) DOHC MR18DE (B)		*APP5684			.044	
-------------------------------------	--	----------	--	--	------	--

2006 350Z

V6-3.5L F/inj. (24V) DOHC VQ35DE	XP5325	*APP5325 ⁹⁵²⁴			.044	
----------------------------------	--------	--------------------------	--	--	------	--

Altima

4-2.5L F/inj. (16V) DOHC QR25DE	XP5325	*APP5325 ⁹⁵²⁴			.044	
V6-3.5L F/inj. (24V) DOHC VQ35DE						

Maxima

V6-3.5L F/inj. (24V) DOHC VQ35DE	XP5325	*APP5325 ⁹⁵²⁴			.044	
----------------------------------	--------	--------------------------	--	--	------	--

Sentra

4-1.8L F/inj. (16V) DOHC QG18DE (A)	XP5325	*APP5325 ⁹⁵²⁴			.044	
4-2.5L F/inj. (16V) DOHC QR25DE						

2005 350Z

V6-3.5L F/inj. (24V) DOHC VQ35DE	XP5325	*APP5325 ⁹⁵²⁴			.044	
----------------------------------	--------	--------------------------	--	--	------	--

Altima

4-2.5L F/inj. (16V) DOHC QR25DE	XP5325	*APP5325 ⁹⁵²⁴			.044	
V6-3.5L F/inj. (24V) DOHC VQ35DE						

Maxima

V6-3.5L F/inj. (24V) DOHC VQ35DE	XP5325	*APP5325 ⁹⁵²⁴			.044	
----------------------------------	--------	--------------------------	--	--	------	--

Sentra

4-1.8L F/inj. (16V) DOHC QG18DE (A)	XP5325	*APP5325 ⁹⁵²⁴			.044	
4-2.5L F/inj. (16V) DOHC QR25DE						

2004 350Z

V6-3.5L F/inj. (24V) DOHC VQ35DE	XP5325	*APP5325 ⁹⁵²⁴			.044	
----------------------------------	--------	--------------------------	--	--	------	--

Altima

4-2.5L F/inj. (16V) DOHC QR25DE	XP5325	*APP5325 ⁹⁵²⁴			.044	
V6-3.5L F/inj. (24V) DOHC VQ35DE						

Maxima

V6-3.5L F/inj. (24V) DOHC VQ35DE	XP5325	*APP5325 ⁹⁵²⁴			.044	
----------------------------------	--------	--------------------------	--	--	------	--

Sentra

4-1.8L F/inj. (16V) DOHC QG18DE (A)	XP5325	*APP5325 ⁹⁵²⁴			.044	
4-2.5L F/inj. (16V) DOHC QR25DE						

2003 350Z

V6-3.5L F/inj. (24V) DOHC VQ35DE	XP5325	*APP5325 ⁹⁵²⁴			.044	
----------------------------------	--------	--------------------------	--	--	------	--

Altima

4-2.5L F/inj. (16V) DOHC QR25DE	XP5325	*APP5325 ⁹⁵²⁴			.044	
V6-3.5L F/inj. (24V) DOHC VQ35DE						

*NOTE: O.E. Recommended Plug *REMARQUE : bouchon recommandé pour l'équipement d'origine *NOTA: Se recomienda conector del equipo original

Se Section 9 pour les remarques en français en bas de page. Ver Sección 9 para las páginas de notas de pie de página español.

7986 To 11/06 8282 From 11/06 9524 Fine wire

Passenger Cars & Light Trucks 2011 - 1996

		Autolite XP^{®**} IRIDIUM ENHANCED .6mm FINEWIRE	Autolite[®] DOUBLE PLATINUM	Autolite[®] PLATINUM & REVOLUTION HT [®]	Autolite[®] COPPER CORE	GAP ÉNCARTEMENT ESPACIO	Autolite[®] GLOW PLUGS
---	---	--	---	---	---	-------------------------------	--

2003 NISSAN CAR (Cont'd)

Maxima							
V6-3.5L F/inj. (24V) DOHC VQ35DE	XP5325	*APP5325 ⁹⁵²⁴				.044	
Sentra							
4-1.8L F/inj. (16V) DOHC QG18DE 4-2.5L F/inj. (16V) DOHC QR25DE 4-2.5L F/inj. (16V) DOHC SE-R MODEL (D) 4-2.5L F/inj. (16V) DOHC SE-R SPEC V MODEL	XP5325	*APP5325 ⁹⁵²⁴				.044	
2002 Altima							
4-2.5L F/inj. (16V) DOHC QR25DE V6-3.5L F/inj. (24V) DOHC VQ35DE	XP5325	*APP5325 ⁹⁵²⁴				.044	
Maxima							
V6-3.5L F/inj. (24V) DOHC VQ35DE	XP5325	*APP5325 ⁹⁵²⁴				.044	
Sentra							
4-1.8L F/inj. (16V) DOHC QG18DE 4-2.5L F/inj. (16V) DOHC SE-R MODEL (A) 4-2.5L F/inj. (16V) DOHC SE-R SPEC V MODEL	XP5325	*APP5325 ⁹⁵²⁴				.044	
2001 Altima							
4-2.4L F/inj. (16V) DOHC KA24DE (D)	XP3924	*APP3924	AP3924	3924		.044	
Maxima							
V6-3.0L F/inj. (24V) DOHC VQ30DE	XP3924	*APP3924	AP3924	3924		.044	
Sentra							
4-1.8L F/inj. (16V) DOHC QG18DE (D) 4-2.0L F/inj. (16V) DOHC SR20DE (A)	XP5325 XP3924	*APP5325 ⁹⁵²⁴ *APP3924	AP3924	3924		.044 .044	
2000 Altima							
4-2.4L F/inj. (16V) DOHC KA24DE (D)	XP3924	*APP3924	AP3924	3924		.044	
Maxima							
V6-3.0L F/inj. (24V) DOHC VQ30DE	XP3924	*APP3924	AP3924	3924		.044	
Sentra							
4-1.8L F/inj. (16V) DOHC QG18DE (D) 4-2.0L F/inj. (16V) DOHC SR20DE (A)	XP5325 XP3924	*APP5325 ⁹⁵²⁴ *APP3924	AP3924	3924		.044 .044	
1999 Altima							
4-2.4L F/inj. (16V) DOHC KA24DE (D)	XP3924	*APP3924	AP3924	3924		.039	
Maxima							
V6-3.0L F/inj. (24V) DOHC VQ30DE	XP3924	*APP3924	AP3924	3924		.044	
Sentra							
4-1.6L F/inj. (16V) DOHC GA16DE (A) 4-2.0L F/inj. (16V) DOHC SR20DE (B)	XP3924 XP3924	APP3924 *APP3924	AP3924	3924	*3924	.044 .044	
1998 200SX							
4-1.6L F/inj. (16V) DOHC GA16DE (A) 4-2.0L F/inj. (16V) DOHC SR20DE (B)	XP3923 XP3924	APP3923 *APP3924	AP3923	3924	*3923	.044 .044	
240SX							
4-2.4L F/inj. (16V) DOHC KA24DE (A)	XP3924	*APP3924	AP3924	3924		.044	
Altima							
4-2.4L F/inj. (16V) DOHC KA24DE (D)	XP3924	APP3924	AP3924		*3924	.044	
Maxima							
V6-3.0L F/inj. (24V) DOHC VQ30DE (C)	XP3924	*APP3924	AP3924	3924		.044	
Sentra							
4-1.6L F/inj. (16V) DOHC GA16DE (A) 4-2.0L F/inj. (16V) DOHC SR20DE (B)	XP3924 XP3924	APP3924 *APP3924	AP3924	3924	*3924	.044 .044	
1997 200SX							
4-1.6L F/inj. (16V) DOHC GA16DE (A) 4-2.0L F/inj. (16V) DOHC SR20DE (B)	XP3923 XP3924	APP3923 *APP3924	AP3923	3924	*3923	.044 .044	

*NOTE: O.E. Recommended Plug *REMARQUE : bouchon recommandé pour l'équipement d'origine *NOTA: Se recomienda conector del equipo original

Se Section 9 pour les remarques en français en bas de page. Ver Seccion 9 para las páginas de notas de pie de página español.

⁹⁵²⁴ Fine wire

Passenger Cars & Light Trucks 2011 - 1996



Autolite XP^{®}**
IRIDIUM
ENHANCED
.6mm FINEWIRE

Autolite[®]
DOUBLE
PLATINUM

Autolite[®]
PLATINUM &
REVOLUTION HT[®]

Autolite[®]
COPPER
CORE

GAP
ÉNCARTEMENT
ESPACIO

Autolite[®]
GLOW
PLUGS

1997 NISSAN CAR (Cont'd)

240SX

4-2.4L F/inj. (16V) DOHC (SE) KA24DE
4-2.4L F/inj. (16V) DOHC KA24DE (A)

XP3924

***APP3924**

AP3924

3924

.044

Altima

4-2.4L F/inj. (16V) DOHC KA24DE (B)

XP3924

APP3924

AP3924

***3924**

.044

Maxima

V6-3.0L F/inj. (24V) DOHC VQ30DE (C)

XP3924

***APP3924**

AP3924

3924

.044

Sentra

4-1.6L F/inj. (16V) DOHC GA16DE (A)

XP3924

APP3924

AP3924

***3924**

.044

4-2.0L F/inj. (16V) DOHC SR20DE (B)

XP3924

APP3924

AP3924

***3924**

.032

1996 200SX

4-1.6L F/inj. (16V) DOHC GA16DE (A)

XP3923

APP3923

AP3923

***3923**

.044

4-2.0L F/inj. (16V) DOHC SR20DE (B)

XP3924

***APP3924**

AP3924

3924

.044

240SX

4-2.4L F/inj. (16V) DOHC (SE) KA24DE

XP3924

***APP3924**

AP3924

3924

.044

4-2.4L F/inj. (16V) DOHC KA24DE (A)

300ZX

V6-3.0L F/inj. (24V) DOHC VG30DE (R)

XP3924

***APP3924**

AP3924

3924

.044

V6-3.0L F/inj. (24V) DOHC VG30DETT Turbo (C)

Altima

4-2.4L F/inj. (16V) DOHC KA24DE (B)

XP3924

APP3924

AP3924

***3924**

.044

Maxima

V6-3.0L F/inj. (24V) DOHC VQ30DE (C)

XP3924

***APP3924**

AP3924

3924

.044

Sentra

4-1.6L F/inj. (16V) DOHC GA16DE (A)

XP3924

APP3924

AP3924

***3924**

.044

4-2.0L F/inj. (16V) DOHC SR20DE (B)

XP3924

APP3924

AP3924

***3924**

.032

2011 NISSAN TRUCK (includes light trucks, vans, SUV's)

Armada

V8-5.6L D.I. (32V) DOHC Flex Fuel VK56DE (B)

***XP5325**

APP5325

.044

V8-5.6L D.I. (32V) DOHC VK56DE (A)

Cube

4-1.8L D.I. (16V) DOHC MR18DE (B)

***APP5684**

.044

Frontier

4-2.5L F/inj. (16V) DOHC QR25DE

***APP5683**

.044

V6-4.0L F/inj. (24V) DOHC VQ40DE

***XP5325**

APP5325

.044

Murano

V6-3.5L D.I. (24V) QOHC VQ35DE

***APP5683**

.044

Pathfinder

V6-4.0L D.I. (24V) DOHC VQ40DE (A)

***XP5325**

APP5325

.044

V8-5.6L D.I. (32V) DOHC Flex Fuel VK56DE (B)

Rogue

4-2.5L D.I. (16V) DOHC QR25DE (A)

***APP5683**

.044

Titan

V8-5.6L D.I. (32V) DOHC Flex Fuel VK56DE (B)

***XP5325**

APP5325

.044

V8-5.6L D.I. (32V) DOHC VK56DE (A)

Xterra

V6-4.0L F/inj. (24V) DOHC VQ40DE

***XP5325**

APP5325

.044

2010 Armada

V8-5.6L D.I. (32V) DOHC Flex Fuel VK56DE (B)

***XP5325**

APP5325

.044

V8-5.6L D.I. (32V) DOHC VK56DE (A)

Cube

4-1.8L D.I. (16V) DOHC MR18DE (B)

***XP5325**

APP5325

.044

***NOTE: O.E. Recommended Plug *REMARQUE : bouchon recommandé pour l'équipement d'origine *NOTA: Se recomienda conector del equipo original**

Se Section 9 pour les remarques en français en bas de page. Ver Seccion 9 para las páginas de notas de pie de página español.

Passenger Cars & Light Trucks 2011 - 1996



Autolite XP^{®}**
IRIDIUM
ENHANCED
.6mm FINEWIRE

Autolite[®]
DOUBLE
PLATINUM

Autolite[®]
PLATINUM &
REVOLUTION HT[®]

Autolite[®]
COPPER
CORE

GAP
ÉNCARTEMENT
ESPACIO

Autolite[®]
GLOW
PLUGS

2010 NISSAN TRUCK (includes light trucks, vans, SUV's) (Cont'd)

Frontier

4-2.5L F/inj. (16V) DOHC QR25DE		*APP5683			.044
V6-4.0L F/inj. (24V) DOHC VQ40DE	*XP5325	APP5325			.044

Murano

V6-3.5L D.I. (24V) QOHC VQ35DE		*APP5683			.044
--------------------------------	--	-----------------	--	--	------

Pathfinder

V6-4.0L D.I. (24V) DOHC VQ40DE (A)	*XP5325	APP5325			.044
V8-5.6L D.I. (32V) DOHC Flex Fuel VK56DE (B)					

Rogue

4-2.5L D.I. (16V) DOHC QR25DE (A)		*APP5683			.044
-----------------------------------	--	-----------------	--	--	------

Titan

V8-5.6L D.I. (32V) DOHC Flex Fuel VK56DE (B)	*XP5325	APP5325			.044
V8-5.6L D.I. (32V) DOHC VK56DE (A)					

Xterra

V6-4.0L F/inj. (24V) DOHC VQ40DE	*XP5325	APP5325			.044
----------------------------------	----------------	---------	--	--	------

2009 Armada

V8-5.6L F/inj. (32V) DOHC Flex Fuel VK56DE (B)	*XP5325	APP5325			.044
V8-5.6L F/inj. (32V) DOHC VK56DE					

Cube

4-1.8L F/inj. (16V) DOHC MR18DE (B)	*XP5325	APP5325			.044
-------------------------------------	----------------	---------	--	--	------

Frontier

4-2.5L F/inj. (16V) DOHC QR25DE		*APP5683			.044
V6-4.0L F/inj. (24V) DOHC VQ40DE	*XP5325	APP5325			.044

Murano

V6-3.5L F/inj. (24V) DOHC VQ35DE		*APP5683			.044
----------------------------------	--	-----------------	--	--	------

Pathfinder

V6-4.0L F/inj. (24V) DOHC VQ40DE	*XP5325	APP5325			.044
V8-5.6L F/inj. (32V) DOHC Flex Fuel VK56DE (B)					

Quest

V6-3.5L F/inj. (24V) DOHC VQ35DE	XP5325	*APP5325 ⁹⁵²⁴			.044
----------------------------------	--------	---------------------------------	--	--	------

Rogue

4-2.5L D.I. (16V) DOHC QR25DE (A)		*APP5683			.044
-----------------------------------	--	-----------------	--	--	------

Titan

V8-5.6L F/inj. (32V) DOHC Flex Fuel VK56DE (B)	*XP5325	APP5325			.044
V8-5.6L F/inj. (32V) DOHC VK56DE (A)					

Xterra

V6-4.0L F/inj. (24V) DOHC VQ40DE	*XP5325	APP5325			.044
----------------------------------	----------------	---------	--	--	------

2008 Armada

V8-5.6L F/inj. (32V) DOHC Flex Fuel VK56DE (B)	*XP5325	APP5325			.044
V8-5.6L F/inj. (32V) DOHC VK56DE					

Frontier

4-2.5L F/inj. (16V) DOHC QR25DE		*APP5683			.044
V6-4.0L F/inj. (24V) DOHC VQ40DE	XP5325	*APP5325 ⁹⁵²⁴			.044

Murano

V6-3.5L F/inj. (24V) DOHC VQ35DE		*APP5683			.044
----------------------------------	--	-----------------	--	--	------

Pathfinder

V6-4.0L F/inj. (24V) DOHC VQ40DE	*XP5325	APP5325			.044
V8-5.6L F/inj. (32V) DOHC Flex Fuel VK56DE (B)					

Quest

V6-3.5L F/inj. (24V) DOHC VQ35DE	XP5325	*APP5325 ⁹⁵²⁴			.044
----------------------------------	--------	---------------------------------	--	--	------

Rogue

4-2.5L D.I. (16V) DOHC QR25DE (A)		*APP5683			.044
-----------------------------------	--	-----------------	--	--	------

***NOTE: O.E. Recommended Plug *REMARQUE : bouchon recommandé pour l'équipement d'origine *NOTA: Se recomienda conector del equipo original**

Se Section 9 pour les remarques en français en bas de page. Ver Sección 9 para las páginas de notas de pie de página español.

⁹⁵²⁴ Fine wire

Passenger Cars & Light Trucks 2011 - 1996



Autolite XP^{®}**
IRIDIUM
ENHANCED
.6mm FINEWIRE

Autolite[®]
DOUBLE
PLATINUM

Autolite[®]
PLATINUM &
REVOLUTION HT[®]

Autolite[®]
COPPER
CORE

GAP
ÉNCARTEMENT
ESPACIO

Autolite[®]
GLOW
PLUGS

2008 NISSAN TRUCK (includes light trucks, vans, SUV's) (Cont'd)

Titan						
V8-5.6L F/inj. (32V) DOHC Flex Fuel VK56DE (B) V8-5.6L F/inj. (32V) DOHC VK56DE (A)	*XP5325	APP5325			.044	
Xterra						
V6-4.0L F/inj. (24V) DOHC VQ40DE	*XP5325	APP5325			.044	
2007 Armada						
V8-5.6L F/inj. (32V) DOHC Flex Fuel VK56DE V8-5.6L F/inj. (32V) DOHC VK56DE	*XP5325	APP5325			.044	
Frontier						
4-2.5L F/inj. (16V) DOHC QR25DE		*APP5683			.044	
V6-4.0L F/inj. (24V) DOHC VQ40DE	*XP5325	APP5325			.044	
Murano						
V6-3.5L F/inj. (24V) DOHC VQ35DE	XP5325	*APP5325 ⁹⁵²⁴			.044	
Pathfinder						
V6-4.0L F/inj. (24V) DOHC VQ40DE	XP5325	*APP5325 ⁹⁵²⁴			.044	
Quest						
V6-3.5L F/inj. (24V) DOHC VQ35DE	XP5325	*APP5325 ⁹⁵²⁴			.044	
Titan						
V8-5.6L F/inj. (32V) DOHC Flex Fuel VK56DE V8-5.6L F/inj. (32V) DOHC VK56DE (A)	*XP5325	APP5325			.044	
Xterra						
V6-4.0L F/inj. (24V) DOHC VQ40DE	XP5325	*APP5325 ⁹⁵²⁴			.044	
X-Trail (Canada)						
4-2.5L F/inj. (16V) DOHC QR25DE	XP5325	*APP5325 ⁹⁵²⁴			.044	
2006 Armada						
V8-5.6L F/inj. (32V) DOHC VK56DE	XP5325	*APP5325 ⁹⁵²⁴			.044	
Frontier						
4-2.5L F/inj. (16V) DOHC QR25DE		*APP5683			.044	
V6-4.0L F/inj. (24V) DOHC VQ40DE	XP5325	*APP5325 ⁹⁵²⁴			.044	
Murano						
V6-3.5L F/inj. (24V) DOHC VQ35DE	XP5325	*APP5325 ⁹⁵²⁴			.044	
Pathfinder						
V6-4.0L F/inj. (24V) DOHC VQ40DE	XP5325	*APP5325 ⁹⁵²⁴			.044	
Quest						
V6-3.5L F/inj. (24V) DOHC VQ35DE	XP5325	*APP5325 ⁹⁵²⁴			.044	
Titan						
V8-5.6L F/inj. (32V) DOHC Flex Fuel VK56DE V8-5.6L F/inj. (32V) DOHC VK56DE	XP5325	*APP5325 ⁹⁵²⁴			.044	
Xterra						
V6-4.0L F/inj. (24V) DOHC VQ40DE	XP5325	*APP5325 ⁹⁵²⁴			.044	
X-Trail (Canada)						
4-2.5L F/inj. (16V) DOHC QR25DE	XP5325	*APP5325 ⁹⁵²⁴			.044	
2005 Armada						
V8-5.6L F/inj. (32V) DOHC VK56DE	XP5325	*APP5325 ⁹⁵²⁴			.044	
Frontier						
4-2.5L F/inj. (16V) DOHC QR25DE		*APP5683			.044	
V6-4.0L F/inj. (24V) DOHC VQ40DE	XP5325	*APP5325 ⁹⁵²⁴			.044	
Murano						
V6-3.5L F/inj. (24V) DOHC VQ35DE	XP5325	*APP5325 ⁹⁵²⁴			.044	
Pathfinder						
V6-4.0L F/inj. (24V) DOHC VQ40DE	XP5325	*APP5325 ⁹⁵²⁴			.044	

***NOTE: O.E. Recommended Plug *REMARQUE: bouchon recommandé pour l'équipement d'origine *NOTA: Se recomienda conector del equipo original**

Se Section 9 pour les remarques en français en bas de page. Ver Seccion 9 para las páginas de notas de pie de página español.

⁹⁵²⁴ Fine wire

Passenger Cars & Light Trucks 2011 - 1996



Autolite XP^{®}**
IRIDIUM
ENHANCED
.6mm FINEWIRE

Autolite[®]
DOUBLE
PLATINUM

Autolite[®]
PLATINUM &
REVOLUTION HT[®]

Autolite[®]
COPPER
CORE

GAP
ÉNCARTEMENT
ESPACIO

Autolite[®]
GLOW
PLUGS

2005 NISSAN TRUCK (includes light trucks, vans, SUV's) (Cont'd)

Quest							
V6-3.5L F/inj. (24V) DOHC VQ35DE	XP5325	*APP5325 ⁹⁵²⁴			.044		
Titan							
V8-5.6L F/inj. (32V) DOHC Flex Fuel VK56DE V8-5.6L F/inj. (32V) DOHC VK56DE	XP5325	*APP5325 ⁹⁵²⁴			.044		
Xterra							
V6-4.0L F/inj. (24V) DOHC VQ40DE	XP5325	*APP5325 ⁹⁵²⁴			.044		
X-Trail (Canada)							
4-2.5L F/inj. (16V) DOHC QR25DE	XP5325	*APP5325 ⁹⁵²⁴			.044		
2004 Armada							
V8-5.6L F/inj. (32V) DOHC VK56DE	XP5325	*APP5325 ⁹⁵²⁴			.044		
Frontier							
4-2.4L F/inj. (16V) DOHC KA24DE V6-3.3L F/inj. (12V) SOHC VG33E V6-3.3L F/inj. (12V) SOHC VG33ER SC (Y)	XP3924	*APP3924	AP3924	3924	.044		
Murano							
V6-3.5L F/inj. (24V) DOHC VQ35DE	XP5325	*APP5325 ⁹⁵²⁴			.044		
Pathfinder							
V6-3.5L F/inj. (24V) DOHC VQ35DE (Y) V8-5.6L F/inj. (32V) DOHC VK56DE	XP5325	*APP5325 ⁹⁵²⁴			.044		
Quest							
V6-3.5L F/inj. (24V) DOHC VQ35DE	XP5325	*APP5325 ⁹⁵²⁴			.044		
Titan							
V8-5.6L F/inj. (32V) DOHC VK56DE	XP5325	*APP5325 ⁹⁵²⁴			.044		
Xterra							
4-2.4L F/inj. (16V) DOHC KA24DE V6-3.3L F/inj. (12V) SOHC VG33E V6-3.3L F/inj. (12V) SOHC VG33ER SC	XP3924	*APP3924	AP3924	3924	.044		
2003 Frontier							
4-2.4L F/inj. (16V) DOHC KA24DE	XP3924	*APP3924	AP3924	3924	.044		
V6-3.3L F/inj. (12V) SOHC VG33E V6-3.3L F/inj. (12V) SOHC VG33ER SC (Y)	XP3924	APP3924	AP3924	*3924	.044		
Murano							
V6-3.5L F/inj. (24V) DOHC VQ35DE	XP5325	*APP5325 ⁹⁵²⁴			.044		
Pathfinder (R50)							
V6-3.5L F/inj. (24V) DOHC VQ35DE	XP5325	*APP5325 ⁹⁵²⁴			.044		
Quest							
V6-3.3L F/inj. (12V) SOHC VG33E	XP3924	*APP3924	AP3924	3924	.044		
Xterra							
4-2.4L F/inj. (16V) DOHC KA24DE V6-3.3L F/inj. (12V) SOHC VG33E V6-3.3L F/inj. (12V) SOHC VG33ER SC	XP3924	*APP3924	AP3924	3924	.044		
2002 Frontier (D22U)							
4-2.4L F/inj. (16V) DOHC KA24DE V6-3.3L F/inj. (12V) SOHC VG33E V6-3.3L F/inj. (12V) SOHC VG33ER SC	XP3924	*APP3924	AP3924	3924	.044		
Pathfinder (R50)							
V6-3.5L F/inj. (24V) DOHC VQ35DE	XP5325	*APP5325 ⁹⁵²⁴			.044		
Quest							
V6-3.3L F/inj. (12V) SOHC VG33E	XP3924	*APP3924	AP3924	3924	.044		
Xterra							
4-2.4L F/inj. (16V) DOHC KA24DE V6-3.3L F/inj. (12V) SOHC VG33E V6-3.3L F/inj. (12V) SOHC VG33ER SC	XP3924	*APP3924	AP3924	3924	.044		

*NOTE: O.E. Recommended Plug *REMARQUE : bouchon recommandé pour l'équipement d'origine *NOTA: Se recomienda conector del equipo original

Se Section 9 pour les remarques en français en bas de page. Ver Sección 9 para las páginas de notas de pie de página español.

⁹⁵²⁴ Fine wire

Passenger Cars & Light Trucks 2011 - 1996



Autolite XP^{®}**
IRIDIUM
ENHANCED
.6mm FINEWIRE

Autolite[®]
DOUBLE
PLATINUM

Autolite[®]
PLATINUM &
REVOLUTION HT[®]

Autolite[®]
COPPER
CORE

GAP
ÉNCARTEMENT
ESPACIO

Autolite[®]
GLOW
PLUGS

NISSAN TRUCK (includes light trucks, vans, SUV's) (Cont'd)

2001 Frontier (D22U)

4-2.4L F/inj. (16V) DOHC KA24DE (S)
V6-3.3L F/inj. (12V) SOHC VG33E (E)
V6-3.3L F/inj. (12V) SOHC VG33ER SC

XP3924

***APP3924**

AP3924

3924

.044

Pathfinder (R50)

V6-3.5L F/inj. (24V) DOHC VQ35DE

XP5325

***APP5325** ⁹⁵²⁴

.044

Quest

V6-3.3L F/inj. (12V) SOHC VG33E

XP3924

***APP3924**

AP3924

3924

.044

Xterra

4-2.4L F/inj. (16V) DOHC KA24DE (D)
V6-3.3L F/inj. (12V) SOHC VG33E (E)

XP3924

***APP3924**

AP3924

3924

.044

2000 Frontier (D22U)

4-2.4L F/inj. (16V) DOHC KA24DE (D)
V6-3.3L F/inj. (12V) SOHC VG33E (E)

XP3924

***APP3924**

AP3924

3924

.039

Pathfinder (R50)

V6-3.3L F/inj. (12V) SOHC VG33E (E)

XP3924

***APP3924**

AP3924

3924

.039

Quest

V6-3.3L F/inj. (12V) SOHC VG33E (E)

XP3924

***APP3924**

AP3924

3924

.044

Xterra

4-2.4L F/inj. (16V) DOHC KA24DE (D)
V6-3.3L F/inj. (12V) SOHC VG33E (E)

XP3924

***APP3924**

AP3924

3924

.039

1999 Frontier (D22U)

4-2.4L F/inj. (16V) DOHC KA24DE (D)
V6-3.3L F/inj. (12V) SOHC VG33E (E)

XP3924

***APP3924**

AP3924

3924

.039

Pathfinder (R50)

V6-3.3L F/inj. (12V) SOHC VG33E (E)

XP3924

***APP3924**

AP3924

3924

.039

Quest

V6-3.3L F/inj. (12V) SOHC VG33E (E)

XP3924

***APP3924**

AP3924

3924

.044

1998 Frontier (D22U)

4-2.4L F/inj. (16V) DOHC KA24DE (D)

XP3924

APP3924

AP3924

***3924**

.044

Pathfinder (R50)

V6-3.3L F/inj. (12V) SOHC VG33E (A)

XP3924

***APP3924**

AP3924

3924

.039

Quest

V6-3.0L F/inj. SOHC VG30E (1)

XP3924

APP3924

AP3924

***3924**

.032

1997 Pathfinder (R50)

V6-3.3L F/inj. (12V) SOHC VG33E (A)

XP3924

APP3924

AP3924

***3924**

.044

Pickup, D21U Series

4-2.4L F/inj. KA24E (S)

XP5224

APP5224

AP5224

***5224**

.044

Quest

V6-3.0L F/inj. SOHC VG30E (1)

XP3924

APP3924

AP3924

***3924**

.032

1996 Pathfinder (R50)

V6-3.3L F/inj. (12V) SOHC VG33E (A)

XP3924

APP3924

AP3924

***3924**

.044

Pickup, D21U Series

4-2.4L F/inj. KA24E (S)

XP5224

APP5224

AP5224

***5224**

.044

V6-3.0L F/inj. SOHC VG30E (H) CAN

XP3923

APP3923

AP3923

***3923**

.044

Quest

V6-3.0L F/inj. SOHC VG30E (W)

XP3924

APP3924

AP3924

***3924**

.032

2004 OLDSMOBILE CAR

Alero

4-2.2L F/inj. (16V) DOHC L61 (F)

XP5263

***APP5263** ⁹⁵²⁴

AP5263

.043

V6-3.4L F/inj. LA1 (E)

***XP606**

APP606

AP606

606

.060

***NOTE: O.E. Recommended Plug *REMARQUE : bouchon recommandé pour l'équipement d'origine *NOTA: Se recomienda conector del equipo original**

See Section 9 pour les remarques en français en bas de page. Ver Sección 9 para las páginas de notas de pie de página español.

⁹⁵²⁴ Fine wire

Passenger Cars & Light Trucks 2011 - 1996



Autolite XP^{®}**
IRIDIUM
ENHANCED
.6mm FINEWIRE

Autolite[®]
DOUBLE
PLATINUM

Autolite[®]
PLATINUM &
REVOLUTION HT[®]

Autolite[®]
COPPER
CORE

GAP
ÉCARTEMENT
ESPACIO

Autolite[®]
GLOW
PLUGS

OLDSMOBILE CAR (Cont'd)

2003 Alero

4-2.2L F/inj. (16V) DOHC L61 (F)	XP5263	*APP5263 ⁹⁵²⁴	AP5263		.043	
V6-3.4L F/inj. LA1 (E)	*XP606	APP606	AP606	606	.060	

Aurora

V8-4.0L F/inj. (32V) DOHC L47 (C)	XP104	*APP104 ⁹⁵²⁴	AP104	104	.060	
-----------------------------------	-------	-------------------------	-------	-----	------	--

2002 Alero

4-2.2L F/inj. (16V) DOHC L61 (F)	XP5263	*APP5263 ⁹⁵²⁴	AP5263		.043	
V6-3.4L F/inj. LA1 (E)	*XP606	APP606	AP606	606	.060	

Aurora

V6-3.5L F/inj. (24V) DOHC LX5 (H)	XP605	*APP605 ⁹⁵²⁴	AP605	605	.060	
V8-4.0L F/inj. (32V) DOHC L47 (C)	XP104	*APP104 ⁹⁵²⁴	AP104	104	.060	

Intrigue

V6-3.5L F/inj. (24V) DOHC LX5 (H)	XP605	*APP605 ⁹⁵²⁴	AP605	605	.060	
-----------------------------------	-------	-------------------------	-------	-----	------	--

2001 Alero

4-2.4L F/inj. (16V) DOHC (T)	XP605	*APP605 ⁹⁵²⁴	AP605	605	.050	
V6-3.4L F/inj. LA1 (E)	XP606	*APP606 ⁹⁵²⁴	AP606	606	.060	

Aurora

V6-3.5L F/inj. (24V) DOHC (H)	XP605	*APP605 ⁹⁵²⁴	AP605	605	.060	
V8-4.0L F/inj. (32V) DOHC L47 (C)	XP104	*APP104 ⁹⁵²⁴	AP104	104	.060	

Intrigue

V6-3.5L F/inj. (24V) DOHC (H)	XP605	*APP605 ⁹⁵²⁴	AP605	605	.050	
-------------------------------	-------	-------------------------	-------	-----	------	--

2000 Alero

4-2.4L F/inj. (16V) DOHC (T)	XP605	*APP605 ⁹⁵²⁴	AP605	605	.060	
V6-3.4L F/inj. LA1 (E)	XP606	*APP606 ⁹⁵²⁴	AP606	606	.060	

Intrigue

V6-3.5L F/inj. (24V) DOHC (H)	XP605	*APP605 ⁹⁵²⁴	AP605	605	.050	
-------------------------------	-------	-------------------------	-------	-----	------	--

1999 Alero

4-2.4L F/inj. (16V) DOHC (T)	XP605	*APP605 ⁹⁵²⁴	AP605	605	.060	
V6-3.4L F/inj. LA1 (E)	XP606	*APP606 ⁹⁵²⁴	AP606	606	.060	

Aurora

V8-4.0L F/inj. (32V) DOHC (C)	XP104	*APP104 ⁹⁵²⁴	AP104	104	.050	
-------------------------------	-------	-------------------------	-------	-----	------	--

Cutlass (N-Body)

V6-3.1L F/inj. (J) V6-3.1L F/inj. (M)	XP606	*APP606 ⁹⁵²⁴	AP606	606	.060	
--	-------	-------------------------	-------	-----	------	--

Delta 88

V6-3.8L F/inj. (K) V6-3.8L F/inj. SC (1)	*XP606	APP606	AP606	606	.060	
---	--------	--------	-------	-----	------	--

Intrigue

V6-3.5L F/inj. (24V) DOHC (H)	XP605	*APP605 ⁹⁵²⁴	AP605	605	.050	
V6-3.8L F/inj. (K)	*XP606	APP606	AP606	606	.060	

1998 Achieva

4-2.4L F/inj. (16V) DOHC (T)	XP605	*APP605 ⁹⁵²⁴	AP605	605	.060	
V6-3.1L F/inj. (M)	XP606	*APP606 ⁹⁵²⁴	AP606	606	.060	

Aurora

V8-4.0L F/inj. (32V) DOHC (C)	XP104	*APP104 ⁹⁵²⁴	AP104	104	.050	
-------------------------------	-------	-------------------------	-------	-----	------	--

Cutlass (N-Body)

4-2.4L F/inj. (16V) DOHC (T)	XP605	*APP605 ⁹⁵²⁴	AP605	605	.060	
V6-3.1L F/inj. (M)	XP606	*APP606 ⁹⁵²⁴	AP606	606	.060	

Delta 88

V6-3.8L F/inj. (K) V6-3.8L F/inj. SC (1)	*XP606	APP606	AP606	606	.060	
---	--------	--------	-------	-----	------	--

*NOTE: O.E. Recommended Plug *REMARQUE : bouchon recommandé pour l'équipement d'origine *NOTA: Se recomienda conector del equipo original

Se Section 9 pour les remarques en français en bas de page. Ver Seccion 9 para las páginas de notas de pie de página español.

⁹⁵²⁴ Fine wire

Passenger Cars & Light Trucks 2011 - 1996



Autolite XP^{®}**
IRIDIUM
ENHANCED
.6mm FINEWIRE

Autolite[®]
DOUBLE
PLATINUM

Autolite[®]
PLATINUM &
REVOLUTION HT[®]

Autolite[®]
COPPER
CORE

GAP
ÉNCARTEMENT
ESPACIO

Autolite[®]
GLOW
PLUGS

1998 OLDSMOBILE CAR (Cont'd)

Intrigue						
V6-3.8L F/inj. (K)	*XP606	APP606	AP606	606	.060	
1997 Achieva						
4-2.4L F/inj. (16V) DOHC (T)	XP605	*APP605 ⁹⁵²⁴	AP605	605	.060	
V6-3.1L F/inj. (M)	XP606	*APP606 ⁹⁵²⁴	AP606	606	.060	
Aurora						
V8-4.0L F/inj. (32V) DOHC (C)	XP104	*APP104 ⁹⁵²⁴	AP104	104	.050	
Cutlass, Supreme (N-Body)						
4-2.4L F/inj. (16V) DOHC (T)	XP605	*APP605 ⁹⁵²⁴	AP605	605	.060	
V6-3.1L F/inj. (M)	XP606	*APP606 ⁹⁵²⁴	AP606	606	.060	
Cutlass, Supreme (W-Body)						
V6-3.1L F/inj. (M)	XP606	*APP606 ⁹⁵²⁴	AP606	606	.060	
Delta 88						
V6-3.8L F/inj. (K) V6-3.8L F/inj. SC (1)	*XP606	APP606	AP606	606	.060	
1996 Achieva						
4-2.4L F/inj. (16V) DOHC (T)	XP605	*APP605 ⁹⁵²⁴	AP605	605	.060	
V6-3.1L F/inj. (M)	XP606	*APP606 ⁹⁵²⁴	AP606	606	.060	
Aurora						
V8-4.0L F/inj. (32V) DOHC (C)	XP605	*APP605 ⁹⁵²⁴	AP605	605	.050	
Ciera						
4-2.2L F/inj. (4)	XP5245	*APP5245	AP5245	5245	.060	
V6-3.1L F/inj. (M)	XP606	*APP606 ⁹⁵²⁴	AP606	606	.060	
Cutlass Supreme						
V6-3.1L F/inj. (M)	XP606	*APP606 ⁹⁵²⁴	AP606	606	.060	
V6-3.4L F/inj. (X)	XP605	*APP605 ⁹⁵²⁴	AP605	605	.060	
Delta 88						
V6-3.8L F/inj. (K) V6-3.8L F/inj. SC (1)	*XP606	APP606	AP606	606	.060	
Ninety-Eight						
V6-3.8L F/inj. (K)	*XP606	APP606	AP606	606	.060	
2004 OLDSMOBILE TRUCK (includes light trucks, vans, SUV's)						
Bravada						
6-4.2L F/inj. (24V) DOHC LL8 (S)	XP5263	*APP5263 ⁹⁵²⁴	AP5263		.043	
V8-5.3L F/inj. (P)	*XP5245	APP5245	AP5245	5245	.040	
Silhouette APV						
V6-3.4L F/inj. LA1 (E)	*XP606	APP606	AP606	606	.060	
2003 Bravada						
6-4.2L F/inj. (24V) DOHC LL8 (S)	XP5263	*APP5263 ⁹⁵²⁴	AP5263		.043	
Silhouette APV						
V6-3.4L F/inj. LA1 (E)	*XP606	APP606	AP606	606	.060	
2002 Bravada						
6-4.2L F/inj. (24V) DOHC LL8 (S)	*XP5263	APP5263	AP5263		.049	
Silhouette APV						
V6-3.4L F/inj. LA1 (E)	*XP606	APP606	AP606	606	.060	
2001 Bravada						
V6-4.3L F/inj. (W)	XP605	*APP605 ⁹⁵²⁴	AP605	605	.060	
Silhouette APV						
V6-3.4L F/inj. LA1 (E)	XP606	*APP606 ⁹⁵²⁴	AP606	606	.060	

*NOTE: O.E. Recommended Plug *REMARQUE : bouchon recommandé pour l'équipement d'origine *NOTA: Se recomienda conector del equipo original

Se Section 9 pour les remarques en français en bas de page. Ver Seccion 9 para las páginas de notas de pie de página español.

⁹⁵²⁴ Fine wire

Passenger Cars & Light Trucks 2011 - 1996



Autolite XP^{®}**
IRIDIUM
ENHANCED
.6mm FINEWIRE

Autolite[®]
DOUBLE
PLATINUM

Autolite[®]
PLATINUM &
REVOLUTION HT[®]

Autolite[®]
COPPER
CORE

GAP
ÉNCARTEMENT
ESPACIO

Autolite[®]
GLOW
PLUGS

OLDSMOBILE TRUCK (includes light trucks, vans, SUV's) (Cont'd)

2000 Bravada

V6-4.3L F/inj. (W)	XP605	*APP605 ⁹⁵²⁴	AP605	605	.060	
--------------------	-------	-------------------------	-------	-----	------	--

Silhouette APV

V6-3.4L F/inj. LA1 (E)	XP606	*APP606 ⁹⁵²⁴	AP606	606	.060	
------------------------	-------	-------------------------	-------	-----	------	--

1999 Bravada

V6-4.3L F/inj. (W)	XP605	*APP605 ⁹⁵²⁴	AP605	605	.060	
--------------------	-------	-------------------------	-------	-----	------	--

Silhouette APV

V6-3.4L F/inj. (E)	XP606	*APP606 ⁹⁵²⁴	AP606	606	.060	
--------------------	-------	-------------------------	-------	-----	------	--

1998 Bravada

V6-4.3L F/inj. (W)	XP605	*APP605 ⁹⁵²⁴	AP605	605	.060	
--------------------	-------	-------------------------	-------	-----	------	--

Silhouette APV

V6-3.4L F/inj. (E)	XP606	*APP606 ⁹⁵²⁴	AP606	606	.060	
--------------------	-------	-------------------------	-------	-----	------	--

1997 Bravada

V6-4.3L F/inj. (W)	XP605	*APP605 ⁹⁵²⁴	AP605	605	.060	
--------------------	-------	-------------------------	-------	-----	------	--

Silhouette APV

V6-3.4L F/inj. (E)	XP606	*APP606 ⁹⁵²⁴	AP606	606	.060	
--------------------	-------	-------------------------	-------	-----	------	--

1996 Bravada

V6-4.3L F/inj. (W)	XP605	*APP605 ⁹⁵²⁴	AP605	605	.060	
--------------------	-------	-------------------------	-------	-----	------	--

Silhouette APV

V6-3.4L F/inj. (E)	XP606	*APP606 ⁹⁵²⁴	AP606	606	.060	
--------------------	-------	-------------------------	-------	-----	------	--

2007 PANOZ CAR

Esperante

V8-4.6L F/inj. (32V) QOHC	XP104	APP104	*AP104 ⁹⁵²⁴	104	.054	
---------------------------	-------	--------	------------------------	-----	------	--

2006 Esperante

V8-4.6L F/inj. (32V) QOHC	XP104	APP104	*AP104 ⁹⁵²⁴	104	.054	
---------------------------	-------	--------	------------------------	-----	------	--

V8-4.6L F/inj. (32V) QOHC SC	XP103	APP103	*AP103 ⁹⁵²⁴	103	.054	
------------------------------	-------	--------	------------------------	-----	------	--

2005 Esperante

V8-4.6L F/inj. (32V) QOHC	XP104	APP104	*AP104 ⁹⁵²⁴	104	.054	
---------------------------	-------	--------	------------------------	-----	------	--

V8-4.6L F/inj. (32V) QOHC SC	XP103	APP103	*AP103 ⁹⁵²⁴	103	.054	
------------------------------	-------	--------	------------------------	-----	------	--

2004 Esperante

V8-4.6L F/inj. (32V) QOHC	XP104	APP104	*AP104 ⁹⁵²⁴	104	.054	
---------------------------	-------	--------	------------------------	-----	------	--

V8-4.6L F/inj. (32V) QOHC SC	XP103	APP103	*AP103 ⁹⁵²⁴	103	.054	
------------------------------	-------	--------	------------------------	-----	------	--

2003 Esperante

V8-4.6L F/inj. (32V) QOHC	XP104	APP104	*AP104 ⁹⁵²⁴	104	.054	
---------------------------	-------	--------	------------------------	-----	------	--

2002 Esperante

V8-4.6L F/inj. (32V) QOHC	XP104	APP104	*AP104 ⁹⁵²⁴	104	.054	
---------------------------	-------	--------	------------------------	-----	------	--

2001 Esperante

V8-4.6L F/inj. (32V) QOHC	XP104	APP104	*AP104 ⁹⁵²⁴	104	.054	
---------------------------	-------	--------	------------------------	-----	------	--

Roadster

V8-4.6L F/inj. (32V) QOHC	XP104	APP104	*AP104 ⁹⁵²⁴	104	.054	
---------------------------	-------	--------	------------------------	-----	------	--

2000 Esperante

V8-4.6L F/inj. (32V) QOHC	XP104	APP104	*AP104 ⁹⁵²⁴	104	.054	
---------------------------	-------	--------	------------------------	-----	------	--

Roadster

V8-4.6L F/inj. (32V) QOHC	XP104	APP104	*AP104 ⁹⁵²⁴	104	.054	
---------------------------	-------	--------	------------------------	-----	------	--

1999 Roadster

V8-4.6L F/inj. (32V) QOHC	XP104	APP104	*AP104 ⁹⁵²⁴	104	.054	
---------------------------	-------	--------	------------------------	-----	------	--

*NOTE: O.E. Recommended Plug *REMARQUE : bouchon recommandé pour l'équipement d'origine *NOTA: Se recomienda conector del equipo original

Se Section 9 pour les remarques en français en bas de page. Ver Sección 9 para las páginas de notas de pie de página español.

⁹⁵²⁴ Fine wire

PANOZ CAR

Passenger Cars & Light Trucks 2011 - 1996



Autolite XP^{®}**
IRIDIUM
ENHANCED
.6mm FINEWIRE

Autolite[®]
DOUBLE
PLATINUM

Autolite[®]
PLATINUM &
REVOLUTION HT[®]

Autolite[®]
COPPER
CORE

GAP
ENCARTEMENTO
ESPACIO

Autolite[®]
GLOW
PLUGS

2001 PLYMOUTH CAR

Neon

4-2.0L F/inj. (16V) SOHC (C)	XP3923	APP3923	AP3923	*3923	.035	
------------------------------	--------	---------	--------	--------------	------	--

Prowler

V6-3.5L F/inj. (24V) SOHC (G)	XP5405		*AP5405		.050	
-------------------------------	--------	--	----------------	--	------	--

2000 Breeze

4-2.0L F/inj. (16V) SOHC (C)	XP3923	APP3923	AP3923	*3923	.035	
------------------------------	--------	---------	--------	--------------	------	--

4-2.4L F/inj. (16V) DOHC (X)	XP3924	APP3924	AP3924	*3924	.050	
------------------------------	--------	---------	--------	--------------	------	--

Neon

4-2.0L F/inj. (16V) SOHC (C)	XP3923	APP3923	AP3923	*3923	.035	
------------------------------	--------	---------	--------	--------------	------	--

Prowler

V6-3.5L F/inj. (24V) SOHC (G)	XP985	APP985	AP985	*985	.035	
-------------------------------	-------	--------	-------	-------------	------	--

1999 Breeze

4-2.0L F/inj. (16V) SOHC (C)	XP3923	APP3923	AP3923	*3923	.035	
------------------------------	--------	---------	--------	--------------	------	--

4-2.4L F/inj. (16V) DOHC (X)	XP3924	APP3924	AP3924	*3924	.050	
------------------------------	--------	---------	--------	--------------	------	--

Neon

4-2.0L F/inj. (16V) DOHC (Y)	XP3923	APP3923	AP3923	*3923	.035	
------------------------------	--------	---------	--------	--------------	------	--

4-2.0L F/inj. (16V) SOHC (C)						
------------------------------	--	--	--	--	--	--

Prowler

V6-3.5L F/inj. (24V) SOHC (F)	XP985	APP985	AP985	*985	.035	
-------------------------------	-------	--------	-------	-------------	------	--

1998 Breeze

4-2.0L F/inj. (16V) SOHC (C)	XP3923	APP3923	AP3923	*3923	.035	
------------------------------	--------	---------	--------	--------------	------	--

4-2.4L F/inj. (16V) DOHC (X)	XP3924	APP3924	AP3924	*3924	.050	
------------------------------	--------	---------	--------	--------------	------	--

Neon

4-2.0L F/inj. (16V) DOHC (Y)	XP3923	APP3923	AP3923	*3923	.035	
------------------------------	--------	---------	--------	--------------	------	--

4-2.0L F/inj. (16V) SOHC (C)						
------------------------------	--	--	--	--	--	--

Prowler

V6-3.5L F/inj. (24V) SOHC (F)	XP985	APP985	AP985	*985	.035	
-------------------------------	-------	--------	-------	-------------	------	--

1997 Breeze

4-2.0L F/inj. (16V) SOHC (C)	XP3923	APP3923	AP3923	*3923	.035	
------------------------------	--------	---------	--------	--------------	------	--

4-2.4L F/inj. (16V) DOHC (X)	XP3924	APP3924	AP3924	*3924	.050	
------------------------------	--------	---------	--------	--------------	------	--

Neon

4-2.0L F/inj. (16V) DOHC (Y)	XP3923	APP3923	AP3923	*3923	.035	
------------------------------	--------	---------	--------	--------------	------	--

4-2.0L F/inj. (16V) SOHC (C)						
------------------------------	--	--	--	--	--	--

Prowler

V6-3.5L F/inj. (24V) SOHC (F)	XP985	APP985	AP985	*985	.035	
-------------------------------	-------	--------	-------	-------------	------	--

1996 Breeze

4-2.0L F/inj. (16V) SOHC (C)	XP3923	APP3923	AP3923	*3923	.035	
------------------------------	--------	---------	--------	--------------	------	--

4-2.4L F/inj. (16V) DOHC (X) CAN	XP3924	APP3924	AP3924	*3924	.050	
----------------------------------	--------	---------	--------	--------------	------	--

Colt

4-1.5L F/inj. (A)	XP64	APP64	AP64	*64	.044	
-------------------	------	-------	------	------------	------	--

4-1.8L F/inj. (16V) (C)	XP3924	APP3924	AP3924	*3924	.044	
-------------------------	--------	---------	--------	--------------	------	--

4-2.4L F/inj. (16V) (G)	XP3923	APP3923	AP3923	*3923	.044	
-------------------------	--------	---------	--------	--------------	------	--

Neon

4-2.0L F/inj. (16V) DOHC (Y)	XP3923	APP3923	AP3923	*3923	.035	
------------------------------	--------	---------	--------	--------------	------	--

4-2.0L F/inj. (16V) SOHC (C)						
------------------------------	--	--	--	--	--	--

2000 PLYMOUTH TRUCK (includes light trucks, vans, SUV's)

Grand Voyager, Voyager

4-2.4L F/inj. (16V) DOHC (B)	XP3924	APP3924	AP3924	*3924	.050	
------------------------------	--------	---------	--------	--------------	------	--

V6-3.0L F/inj. SOHC (3)	XP64	APP64	AP64	*64	.044	
-------------------------	------	-------	------	------------	------	--

V6-3.3L F/inj. (24V) SOHC Flex Fuel (G)	XP646	*APP646	AP646	646	.050	
---	-------	----------------	-------	-----	------	--

V6-3.3L F/inj. (R)						
--------------------	--	--	--	--	--	--

V6-3.8L F/inj. (L)						
--------------------	--	--	--	--	--	--

*NOTE: O.E. Recommended Plug *REMARQUE : bouchon recommandé pour l'équipement d'origine *NOTA: Se recomienda conector del equipo original

Se Section 9 pour les remarques en français en bas de page. Ver Seccion 9 para las páginas de notas de pie de página español.

Passenger Cars & Light Trucks 2011 - 1996



Autolite XP^{®}**
IRIDIUM
ENHANCED
.6mm FINEWIRE

Autolite[®]
DOUBLE
PLATINUM

Autolite[®]
PLATINUM &
REVOLUTION HT[®]

Autolite[®]
COPPER
CORE

GAP
ÉNCARTEMENT
ESPACIO

Autolite[®]
GLOW
PLUGS

PLYMOUTH TRUCK (includes light trucks, vans, SUV's) (Cont'd)

1999 Grand Voyager, Voyager

4-2.4L F/inj. (16V) DOHC (B)	XP3924	APP3924	AP3924	*3924	.050	
V6-3.0L F/inj. (3)	XP64	APP64	AP64	*64	.044	
V6-3.3L F/inj. (24V) SOHC Flex Fuel (G) V6-3.3L F/inj. (R) V6-3.8L F/inj. (L)	XP646	*APP646	AP646	646	.050	

1998 Grand Voyager, Voyager

4-2.4L F/inj. (16V) DOHC (B)	XP3924	APP3924	AP3924	*3924	.050	
V6-3.0L F/inj. (3)	XP64	APP64	AP64	*64	.044	
V6-3.3L F/inj. (24V) SOHC Flex Fuel (G) V6-3.3L F/inj. (R)	XP646	*APP646	AP646	646	.050	
V6-3.3L F/inj. CNG (J)	XP646	APP646	AP646	*646	.050	
V6-3.8L F/inj. (L) CAN	XP646	*APP646	AP646	646	.050	

1997 Grand Voyager, Voyager

4-2.4L F/inj. (16V) DOHC (B)	XP3924	APP3924	AP3924	*3924	.050	
V6-3.0L F/inj. (3)	XP64	APP64	AP64	*64	.044	
V6-3.3L F/inj. (R)	XP646	*APP646	AP646	646	.050	
V6-3.3L F/inj. CNG (J) V6-3.8L F/inj. (L) CAN	XP646	APP646	AP646	*646	.050	

1996 Grand Voyager, Voyager

4-2.4L F/inj. (16V) DOHC (B)	XP3924	APP3924	AP3924	*3924	.050	
V6-3.0L F/inj. (3)	XP64	APP64	AP64	*64	.044	
V6-3.3L F/inj. (R) V6-3.3L F/inj. (R) CAN	XP646	APP646	*AP646	646	.050	
V6-3.3L F/inj. CNG (J) V6-3.3L F/inj. CNG (J) CAN	XP646	APP646	AP646	*646	.050	
V6-3.8L F/inj. (L) CAN	XP646	APP646	*AP646	646	.050	

2010 PONTIAC CAR

G3

4-1.6L F/inj. LXV (E)	XP5224	APP5224	AP5224	*5224	.040	
-----------------------	--------	---------	--------	--------------	------	--

G5

4-2.2L F/inj. LAP (H)	*XP5263	APP5263	AP5263		.040	
-----------------------	----------------	---------	--------	--	------	--

G6

4-2.4L F/inj. (16V) DOHC Flex Fuel LE9 (0) 4-2.4L F/inj. (16V) DOHC LE5 (B)	*XP5263	APP5263	AP5263		.040	
V6-3.5L F/inj. Flex Fuel LZE (K) V6-3.5L F/inj. LZ4 (N)	*XP606	APP606	AP606	606	.060	
V6-3.6L F/inj. (24V) DOHC LY7 (7)		*APP5683			.040	
V6-3.9L F/inj. LZ9 (1)	*XP606	APP606	AP606	606	.060	

Solstice

4-2.0L D.I. (16V) DOHC Turbo (X)	*XP5263	APP5263	AP5263		.044	
4-2.4L F/inj. (16V) DOHC LE5 (B)	*XP5263	APP5263	AP5263		.040	

2009 G3

4-1.6L F/inj. LXV (E)	XP5224	APP5224	AP5224	*5224	.040	
-----------------------	--------	---------	--------	--------------	------	--

G5

4-2.2L F/inj. (H) 4-2.4L F/inj. (16V) DOHC (B)	*XP5263	APP5263	AP5263		.040	
---	----------------	---------	--------	--	------	--

G6

4-2.4L F/inj. (16V) DOHC (B)	*XP5263	APP5263	AP5263		.040	
V6-3.5L F/inj. Flex Fuel (K) V6-3.5L F/inj. OHV (N)	*XP606	APP606	AP606	606	.060	
V6-3.6L F/inj. (24V) DOHC LY7 (7)	*XP5263	APP5263	AP5263		.040	
V6-3.9L F/inj. HO (1)	*XP606	APP606	AP606	606	.060	

***NOTE: O.E. Recommended Plug *REMARQUE : bouchon recommandé pour l'équipement d'origine *NOTA: Se recomienda conector del equipo original**

Se Section 9 pour les remarques en français en bas de page. Ver Seccion 9 para las páginas de notas de pie de página español.

PONTIAC CAR

Passenger Cars & Light Trucks 2011 - 1996



Autolite XP[®]**
IRIDIUM
ENHANCED
.6mm FINEWIRE

Autolite[®]
DOUBLE
PLATINUM

Autolite[®]
PLATINUM &
REVOLUTION HT[®]

Autolite[®]
COPPER
CORE

GAP
ÉCARTEMENT
ESPACIO

Autolite[®]
GLOW
PLUGS

2009 PONTIAC CAR (Cont'd)

G8

V6-3.6L F/inj. (24V) DOHC LY7 (7)	*XP5263	APP5263	AP5263		.040	
V8-6.0L F/inj. L76 (Y)	*XP5245	APP5245	AP5245	5245	.040	
V8-6.2L F/inj. LS3 (W)	*XP5263	APP5263	AP5263		.040	

Solstice

4-2.0L D.I. (16V) DOHC Turbo (X)	*XP5263	APP5263	AP5263		.044	
4-2.4L F/inj. (16V) DOHC (B)	*XP5263	APP5263	AP5263		.040	

Wave (Canada)

4-1.6L F/inj. (E) CAN	XP5224	APP5224	AP5224	*5224	.044	
-----------------------	--------	---------	--------	--------------	------	--

2008 G5

4-2.2L F/inj. (16V) DOHC (F)	*XP5263	APP5263	AP5263		.040	
4-2.2L F/inj. (16V) DOHC (F) CAN						
4-2.4L F/inj. (16V) DOHC (B)						

G6

4-2.4L F/inj. (16V) DOHC (B)	*XP5263	APP5263	AP5263		.040	
4-2.4L F/inj. (16V) DOHC (B) CAN						
V6-3.5L F/inj. OHV (N)	*XP606	APP606	AP606	606	.060	
V6-3.5L F/inj. OHV (N) CAN						
V6-3.6L F/inj. (24V) DOHC LY7 (7)	*XP5263	APP5263	AP5263		.040	
V6-3.9L F/inj. LZ9 (1)	*XP606	APP606	AP606	606	.060	

G8

V6-3.6L F/inj. (24V) DOHC LY7 (7)	*XP5263	APP5263	AP5263		.040	
V8-6.0L F/inj. L76 (Y)	*XP5245	APP5245	AP5245	5245	.040	

Grand Prix

V6-3.8L F/inj. L26 (2)	*XP606	APP606	AP606	606	.060	
V8-5.3L F/inj. (C)	*XP5245	APP5245	AP5245	5245	.040	

Solstice

4-2.0L D.I. (16V) DOHC Turbo (X)	*XP5263	APP5263	AP5263		.044	
4-2.4L F/inj. (16V) DOHC (B)	*XP5263	APP5263	AP5263		.040	

Wave (Canada)

4-1.6L F/inj. (16V) DOHC (6) CAN	XP3923	APP3923	AP3923	*3923	.044	
----------------------------------	--------	---------	--------	--------------	------	--

2007 G5

4-2.2L F/inj. (16V) DOHC (F)	*XP5263	APP5263	AP5263		.040	
4-2.2L F/inj. (16V) DOHC (F) CAN						
4-2.4L F/inj. (16V) DOHC (B)						

G6

4-2.4L F/inj. (16V) DOHC (B)	*XP5263	APP5263	AP5263		.040	
V6-3.5L F/inj. (N)	*XP606	APP606	AP606	606	.060	
V6-3.6L F/inj. (24V) DOHC (7)	*XP5263	APP5263	AP5263		.040	
V6-3.9L F/inj. HO (1)	*XP606	APP606	AP606	606	.060	

Grand Prix

V6-3.8L F/inj. L26 (2)	*XP606	APP606	AP606	606	.060	
V6-3.8L F/inj. SC (4)						
V8-5.3L F/inj. (C)	*XP5245	APP5245	AP5245	5245	.040	

Solstice

4-2.0L D.I. (16V) DOHC Turbo (X)	*XP5263	APP5263	AP5263		.044	
4-2.4L F/inj. (16V) DOHC (B)	*XP5263	APP5263	AP5263		.040	

Wave (Canada)

4-1.6L F/inj. (16V) DOHC (6) CAN	XP3923	APP3923	AP3923	*3923	.044	
----------------------------------	--------	---------	--------	--------------	------	--

2006 G6

4-2.4L F/inj. (16V) DOHC (B)	XP5263	*APP5263 ⁹⁵²⁴	AP5263		.040	
V6-3.5L F/inj. (8)	*XP606	APP606	AP606	606	.060	
V6-3.9L F/inj. HO (1)						

*NOTE: O.E. Recommended Plug *REMARQUE : bouchon recommandé pour l'équipement d'origine *NOTA: Se recomienda conector del equipo original

Se Section 9 pour les remarques en français en bas de page. Ver Seccion 9 para las páginas de notas de pie de página español.

⁹⁵²⁴ Fine wire

Passenger Cars & Light Trucks 2011 - 1996



Autolite XP^{®}**
IRIDIUM
ENHANCED
.6mm FINEWIRE

Autolite[®]
DOUBLE
PLATINUM

Autolite[®]
PLATINUM &
REVOLUTION HT[®]

Autolite[®]
COPPER
CORE

GAP
ÉNCARTEMIO
ESPACIO

Autolite[®]
GLOW
PLUGS

2006 PONTIAC CAR (Cont'd)

Grand Prix

V6-3.8L F/inj. L26 (2) V6-3.8L F/inj. SC (4)	*XP606	APP606	AP606	606	.060	
V8-5.3L F/inj. (C)	*XP5245	APP5245	AP5245	5245	.040	

GTO

V8-6.0L F/inj. (U)	*XP5245	APP5245	AP5245	5245	.040	
--------------------	----------------	---------	--------	------	------	--

Pursuit (Canada)

4-2.2L F/inj. (16V) DOHC (F) CAN 4-2.4L F/inj. (16V) DOHC (B) CAN	XP5263	*APP5263 ⁹⁵²⁴	AP5263		.040	
--	--------	---------------------------------	--------	--	------	--

Solstice

4-2.4L F/inj. (16V) DOHC (B)	XP5263	*APP5263 ⁹⁵²⁴	AP5263		.040	
------------------------------	--------	---------------------------------	--------	--	------	--

Wave (Canada)

4-1.6L F/inj. (16V) DOHC (6) CAN	XP3923	APP3923	AP3923	*3923	.044	
----------------------------------	--------	---------	--------	--------------	------	--

2005 Bonneville

V6-3.8L F/inj. L36 HO (K) V6-3.8L F/inj. SLE (K)	*XP606	APP606	AP606	606	.060	
V8-4.6L F/inj. (32V) DOHC GXP (Y)	XP104	*APP104 ⁹⁵²⁴	AP104	104	.050	

G6

V6-3.5L F/inj. (8)	*XP606	APP606	AP606	606	.060	
--------------------	---------------	--------	-------	-----	------	--

Grand Am

4-2.2L F/inj. (16V) DOHC L61 (F)	XP5263	*APP5263 ⁹⁵²⁴	AP5263		.043	
V6-3.4L F/inj. LA1 (E)	*XP606	APP606	AP606	606	.060	

Grand Prix

V6-3.8L F/inj. L26 (2) V6-3.8L F/inj. SC (4)	*XP606	APP606	AP606	606	.060	
V8-5.3L F/inj. (C)	*XP5245	APP5245	AP5245	5245	.040	

GTO

V8-6.0L F/inj. (U)	*XP5245	APP5245	AP5245	5245	.040	
--------------------	----------------	---------	--------	------	------	--

Pursuit (Canada)

4-2.2L F/inj. (16V) DOHC (F) CAN	XP5263	*APP5263 ⁹⁵²⁴	AP5263		.040	
----------------------------------	--------	---------------------------------	--------	--	------	--

Sunfire

4-2.2L F/inj. (16V) DOHC L61 (F)	XP5263	*APP5263 ⁹⁵²⁴	AP5263		.043	
----------------------------------	--------	---------------------------------	--------	--	------	--

Wave (Canada)

4-1.6L F/inj. (16V) DOHC (6) CAN	XP3923	APP3923	AP3923	*3923	.044	
----------------------------------	--------	---------	--------	--------------	------	--

2004 Bonneville

V6-3.8L F/inj. L36 HO (K)	*XP606	APP606	AP606	606	.060	
V8-4.6L F/inj. (32V) DOHC (Y)	XP104	*APP104 ⁹⁵²⁴	AP104	104	.050	

Grand Am

4-2.2L F/inj. (16V) DOHC L61 (F)	XP5263	*APP5263 ⁹⁵²⁴	AP5263		.043	
V6-3.4L F/inj. LA1 (E)	*XP606	APP606	AP606	606	.060	

Grand Prix

V6-3.8L F/inj. L26 (2) V6-3.8L F/inj. SC (4)	*XP606	APP606	AP606	606	.060	
---	---------------	--------	-------	-----	------	--

GTO

V8-5.7L F/inj. LS1 (G)	*XP5245	APP5245	AP5245	5245	.040	
------------------------	----------------	---------	--------	------	------	--

Sunfire

4-2.2L F/inj. (16V) DOHC L61 (F)	XP5263	*APP5263 ⁹⁵²⁴	AP5263		.043	
----------------------------------	--------	---------------------------------	--------	--	------	--

2003 Bonneville

V6-3.8L F/inj. L36 HO (K) V6-3.8L F/inj. L67 SC (1)	*XP606	APP606	AP606	606	.060	
--	---------------	--------	-------	-----	------	--

Grand Am

4-2.2L F/inj. (16V) DOHC L61 (F)	XP5263	*APP5263 ⁹⁵²⁴	AP5263		.043	
----------------------------------	--------	---------------------------------	--------	--	------	--

***NOTE: O.E. Recommended Plug *REMARQUE : bouchon recommandé pour l'équipement d'origine *NOTA: Se recomienda conector del equipo original**

Se Section 9 pour les remarques en français en bas de page. Ver Sección 9 para las páginas de notas de pie de página español.

⁹⁵²⁴ Fine wire

PONTIAC CAR

Passenger Cars & Light Trucks 2011 - 1996



Autolite XP[®]**
IRIDIUM
ENHANCED
.6mm FINEWIRE

Autolite[®]
DOUBLE
PLATINUM

Autolite[®]
PLATINUM &
REVOLUTION HT[®]

Autolite[®]
COPPER
CORE

GAP
ÉNCARTEMENT
ESPACIO

Autolite[®]
GLOW
PLUGS

2003 PONTIAC CAR Grand Am (Cont'd)

V6-3.4L F/inj. LA1 (E)	*XP606	APP606	AP606	606	.060	
------------------------	---------------	--------	-------	-----	------	--

Grand Prix

V6-3.1L F/inj. LG8 (J) V6-3.8L F/inj. L36 HO (K) V6-3.8L F/inj. L67 SC (1)	*XP606	APP606	AP606	606	.060	
--	---------------	--------	-------	-----	------	--

Sunfire

4-2.2L F/inj. (16V) DOHC L61 (F)	XP5263	*APP5263 ⁹⁵²⁴	AP5263		.043	
----------------------------------	--------	---------------------------------	--------	--	------	--

2002 Bonneville

V6-3.8L F/inj. L36 HO (K) V6-3.8L F/inj. L67 SC (1)	*XP606	APP606	AP606	606	.060	
--	---------------	--------	-------	-----	------	--

Firebird

V6-3.8L F/inj. L36 HO (K)	*XP606	APP606	AP606	606	.060	
V8-5.7L F/inj. LS1 (G)	*XP5245	APP5245	AP5245	5245	.040	

Grand Am

4-2.2L F/inj. (16V) DOHC L61 (F)	XP5263	*APP5263 ⁹⁵²⁴	AP5263		.043	
V6-3.4L F/inj. LA1 (E)	*XP606	APP606	AP606	606	.060	

Grand Prix

V6-3.1L F/inj. LG8 (J) V6-3.8L F/inj. L36 HO (K) V6-3.8L F/inj. L67 SC (1)	*XP606	APP606	AP606	606	.060	
--	---------------	--------	-------	-----	------	--

Sunfire

4-2.2L F/inj. (16V) DOHC L61 (F)	XP5263	*APP5263 ⁹⁵²⁴	AP5263		.043	
4-2.2L F/inj. LN2 (4)	XP104	*APP104 ⁹⁵²⁴	AP104	104	.040	
4-2.4L F/inj. (16V) DOHC LD9 (T)	XP605	*APP605 ⁹⁵²⁴	AP605	605	.060	

2001 Bonneville

V6-3.8L F/inj. L36 HO (K) V6-3.8L F/inj. L67 SC (1)	*XP606	APP606	AP606	606	.060	
--	---------------	--------	-------	-----	------	--

Firebird

V6-3.8L F/inj. L36 HO (K)	*XP606	APP606	AP606	606	.060	
V8-5.7L F/inj. LS1 (G)	*XP5245	APP5245	AP5245	5245	.040	

Grand Am

4-2.4L F/inj. DOHC (T)	XP605	*APP605 ⁹⁵²⁴	AP605	605	.050	
V6-3.4L F/inj. LA1 (E)	XP606	*APP606 ⁹⁵²⁴	AP606	606	.060	

Grand Prix

V6-3.1L F/inj. LG8 (J) V6-3.8L F/inj. L36 HO (K) V6-3.8L F/inj. L67 SC (1)	XP606	*APP606 ⁹⁵²⁴	AP606	606	.060	
	*XP606	APP606	AP606	606	.060	

Sunfire

4-2.2L F/inj. LN2 (4)	XP104	*APP104 ⁹⁵²⁴	AP104	104	.040	
4-2.4L F/inj. (16V) DOHC LD9 (T)	XP605	*APP605 ⁹⁵²⁴	AP605	605	.050	

2000 Bonneville

V6-3.8L F/inj. L36 HO (K) V6-3.8L F/inj. L67 SC (1)	*XP606	APP606	AP606	606	.060	
--	---------------	--------	-------	-----	------	--

Firebird

V6-3.8L F/inj. L36 HO (K)	*XP606	APP606	AP606	606	.060	
V8-5.7L F/inj. LS1 (G)	*XP5245	APP5245	AP5245	5245	.040	

Firefly (Canada)

3-1.0L F/inj. (6) CAN 4-1.3L F/inj. (2) CAN	XP63	APP63	AP63	*63	.042	
--	------	-------	------	------------	------	--

Grand Am

4-2.4L F/inj. (16V) DOHC (T)	XP605	*APP605 ⁹⁵²⁴	AP605	605	.060	
V6-3.4L F/inj. LA1 (E)	XP606	*APP606 ⁹⁵²⁴	AP606	606	.060	

***NOTE: O.E. Recommended Plug *REMARQUE: bouchon recommandé pour l'équipement d'origine *NOTA: Se recomienda conector del equipo original**

Se Section 9 pour les remarques en français en bas de page. Ver Sección 9 para las páginas de notas de pie de página español.

⁹⁵²⁴ Fine wire

Passenger Cars & Light Trucks 2011 - 1996



Autolite XP^{®}**
IRIDIUM
ENHANCED
.6mm FINEWIRE

Autolite[®]
DOUBLE
PLATINUM

Autolite[®]
PLATINUM &
REVOLUTION HT[®]

Autolite[®]
COPPER
CORE

GAP
ÉNCARTEMENT
ESPACIO

Autolite[®]
GLOW
PLUGS

2000 PONTIAC CAR (Cont'd)

Grand Prix

V6-3.1L F/inj. LG8 (J)	XP606	*APP606 ⁹⁵²⁴	AP606	606	.060	
V6-3.8L F/inj. L36 HO (K) V6-3.8L F/inj. L67 SC (1)	*XP606	APP606	AP606	606	.060	

Sunfire

4-2.2L F/inj. LN2 (4)	XP104	*APP104 ⁹⁵²⁴	AP104	104	.040	
4-2.4L F/inj. (16V) DOHC LD9 (T)	XP605	*APP605 ⁹⁵²⁴	AP605	605	.050	

1999 Bonneville

V6-3.8L F/inj. HO (K) V6-3.8L F/inj. SC (1)	*XP606	APP606	AP606	606	.060	
--	--------	--------	-------	-----	------	--

Firebird

V6-3.8L F/inj. HO (K)	*XP606	APP606	AP606	606	.060	
V8-5.7L F/inj. (G)	*XP5245	APP5245	AP5245	5245	.040	

Firefly (Canada)

3-1.0L F/inj. (6) CAN 4-1.3L F/inj. (2) CAN	XP63	APP63	AP63	*63	.042	
--	------	-------	------	-----	------	--

Grand Am

4-2.4L F/inj. (16V) DOHC (T) V6-3.4L F/inj. (E)	XP606	*APP606 ⁹⁵²⁴	AP606	606	.060	
--	-------	-------------------------	-------	-----	------	--

Grand Prix

V6-3.1L F/inj. (M)	XP606	*APP606 ⁹⁵²⁴	AP606	606	.060	
V6-3.8L F/inj. HO (K) V6-3.8L F/inj. SC (1)	*XP606	APP606	AP606	606	.060	

Sunfire

4-2.2L F/inj. (4)	XP104	*APP104 ⁹⁵²⁴	AP104	104	.040	
4-2.4L F/inj. (16V) DOHC (T)	XP605	*APP605 ⁹⁵²⁴	AP605	605	.050	

1998 Bonneville

V6-3.8L F/inj. HO (K) V6-3.8L F/inj. SC (1)	*XP606	APP606	AP606	606	.060	
--	--------	--------	-------	-----	------	--

Firebird

V6-3.8L F/inj. HO (K)	*XP606	APP606	AP606	606	.060	
V8-5.7L F/inj. (G)	XP104	*APP104 ⁹⁵²⁴	AP104	104	.050	

Firefly (Canada)

3-1.0L F/inj. (6) CAN 4-1.3L F/inj. (2) CAN 4-1.3L F/inj. (9) CAN	XP63	APP63	AP63	*63	.042	
---	------	-------	------	-----	------	--

Grand Am

4-2.4L F/inj. (16V) DOHC (T) V6-3.1L F/inj. (M)	XP605	*APP605 ⁹⁵²⁴	AP605	605	.060	
	XP606	*APP606 ⁹⁵²⁴	AP606	606	.060	

Grand Prix

V6-3.1L F/inj. (M)	XP606	*APP606 ⁹⁵²⁴	AP606	606	.060	
V6-3.8L F/inj. HO (K) V6-3.8L F/inj. SC (1)	*XP606	APP606	AP606	606	.060	

Sunfire

4-2.2L F/inj. (4)	XP104	*APP104 ⁹⁵²⁴	AP104	104	.050	
4-2.4L F/inj. (16V) DOHC (T)	XP605	*APP605 ⁹⁵²⁴	AP605	605	.060	

1997 Bonneville

V6-3.8L F/inj. HO (K) V6-3.8L F/inj. SC (1)	*XP606	APP606	AP606	606	.060	
--	--------	--------	-------	-----	------	--

Firebird

V6-3.8L F/inj. HO (K)	*XP606	APP606	AP606	606	.060	
V8-5.7L F/inj. (P)	XP105	*APP106 ⁹⁵²⁴	AP106 ⁹³²⁹	106	.050	

*NOTE: O.E. Recommended Plug *REMARQUE : bouchon recommandé pour l'équipement d'origine *NOTA: Se recomienda conector del equipo original

Se Section 9 pour les remarques en français en bas de page. Ver Sección 9 para las páginas de notas de pie de página español.

⁹³²⁹ Full thread; Original equipment design change ⁹⁵²⁴ Fine wire

Passenger Cars & Light Trucks 2011 - 1996



Autolite XP[®]**
IRIDIUM
ENHANCED
.6mm FINEWIRE

Autolite[®]
DOUBLE
PLATINUM

Autolite[®]
PLATINUM &
REVOLUTION HT[®]

Autolite[®]
COPPER
CORE

GAP
ÉNCARTEMENT
ESPACIO

Autolite[®]
GLOW
PLUGS

1997 PONTIAC CAR (Cont'd)

Firefly (Canada)

3-1.0L F/inj. (6) CAN 4-1.3L F/inj. (9) CAN	XP63	APP63	AP63	*63	.042	
--	------	-------	------	------------	------	--

Grand Am

4-2.4L F/inj. (16V) DOHC (T) V6-3.1L F/inj. (M)	XP605 XP606	*APP605 ⁹⁵²⁴ *APP606 ⁹⁵²⁴	AP605 AP606	605 606	.060 .060	
--	----------------	--	----------------	------------	--------------	--

Grand Prix

V6-3.1L F/inj. (M) V6-3.8L F/inj. HO (K) V6-3.8L F/inj. SC (1)	XP606 *XP606	*APP606 ⁹⁵²⁴ APP606	AP606 AP606	606 606	.060 .060	
--	------------------------	--	----------------	------------	--------------	--

Sunfire

4-2.2L F/inj. (4) 4-2.4L F/inj. (16V) DOHC (T)	XP5245 XP605	*APP5245 *APP605 ⁹⁵²⁴	AP5245 AP605	5245 605	.050 .060	
---	-----------------	---	-----------------	-------------	--------------	--

1996 Bonneville

V6-3.8L F/inj. HO (K) V6-3.8L F/inj. SC (1)	*XP606	APP606	AP606	606	.060	
--	---------------	--------	-------	-----	------	--

Firebird

V6-3.8L F/inj. HO (K) V8-5.7L F/inj. (P)	*XP606 XP105	APP606 *APP106 ⁹⁵²⁴	AP606 AP106 ⁹³²⁹	606 106	.060 .050	
---	------------------------	--	--------------------------------	------------	--------------	--

Firefly (Canada)

3-1.0L F/inj. (6) CAN 4-1.3L F/inj. (9) CAN	XP63	APP63	AP63	*63	.042	
--	------	-------	------	------------	------	--

Grand Am

4-2.4L F/inj. (16V) DOHC (T) V6-3.1L F/inj. (M)	XP605 XP606	*APP605 ⁹⁵²⁴ *APP606 ⁹⁵²⁴	AP605 AP606	605 606	.060 .060	
--	----------------	--	----------------	------------	--------------	--

Grand Prix

V6-3.1L F/inj. (M) V6-3.4L F/inj. (X)	XP606 XP605	*APP606 ⁹⁵²⁴ *APP605 ⁹⁵²⁴	AP606 AP605	606 605	.060 .060	
--	----------------	--	----------------	------------	--------------	--

Sunfire

4-2.2L F/inj. (4) 4-2.4L F/inj. (16V) DOHC (T)	XP5245 XP605	*APP5245 *APP605 ⁹⁵²⁴	AP5245 AP605	5245 605	.060 .060	
---	-----------------	---	-----------------	-------------	--------------	--

2010 PONTIAC TRUCK (includes light trucks, vans, SUV's)

Vibe

4-2.4L F/inj. (16V) DOHC 2AZ-FE (0)	*XP3923	APP3923	AP3923	3923	.044	
-------------------------------------	----------------	---------	--------	------	------	--

2009 Montana SV6 (Canada)

V6-3.9L F/inj. Flex Fuel LGD (W) V6-3.9L F/inj. LZ9 (1) CAN	*XP606	APP606	AP606	606	.060	
--	---------------	--------	-------	-----	------	--

SV-6

V6-3.9L F/inj. Flex Fuel LGD (W) V6-3.9L F/inj. LZ9 (1)	*XP606	APP606	AP606	606	.060	
--	---------------	--------	-------	-----	------	--

Torrent

V6-3.4L F/inj. OHV (F) V6-3.6L F/inj. (24V) DOHC LY7 (7)	*XP606 *XP5263	APP606 APP5263	AP606 AP5263	606	.060 .044	
---	---------------------------------	-------------------	-----------------	-----	--------------	--

Vibe

4-1.8L F/inj. (16V) DOHC 2ZR-FE (8) 4-2.4L F/inj. (16V) DOHC 2AZ-FE (0)		*APP5683 APP3923			.040 .044	
--	--	----------------------------	--	--	--------------	--

2008 Montana, Montana SV6

V6-3.9L F/inj. Flex Fuel LGD (W) CAN V6-3.9L F/inj. LZ9 (1) CAN	*XP606	APP606	AP606	606	.060	
--	---------------	--------	-------	-----	------	--

SV-6

V6-3.9L F/inj. Flex Fuel LGD (W) V6-3.9L F/inj. LZ9 (1)	*XP606	APP606	AP606	606	.060	
--	---------------	--------	-------	-----	------	--

***NOTE: O.E. Recommended Plug *REMARQUE : bouchon recommandé pour l'équipement d'origine *NOTA: Se recomienda conector del equipo original**

See Section 9 pour les remarques en français en bas de page. Ver Sección 9 para las páginas de notas de pie de página español.

⁹³²⁹ Full thread; Original equipment design change ⁹⁵²⁴ Fine wire

Passenger Cars & Light Trucks 2011 - 1996



Autolite XP^{®}**
IRIDIUM
ENHANCED
.6mm FINEWIRE

Autolite[®]
DOUBLE
PLATINUM

Autolite[®]
PLATINUM &
REVOLUTION HT[®]

Autolite[®]
COPPER
CORE

GAP
ÉNCARTEMENT
ESPACIO

Autolite[®]
GLOW
PLUGS

2008 PONTIAC TRUCK (includes light trucks, vans, SUV's) (Cont'd)

Torrent

V6-3.4L F/inj. OHV (F)	*XP606	APP606	AP606	606	.060	
V6-3.4L F/inj. OHV (F) CAN						
V6-3.6L F/inj. (24V) DOHC LY7 (7)	*XP5263	APP5263	AP5263		.044	

Vibe

4-1.8L F/inj. (16V) DOHC 1ZZ-FE (8)	*XP3924	APP3924	AP3924	3924	.044	
-------------------------------------	----------------	---------	--------	------	------	--

2007 Montana

V6-3.9L F/inj. Flex Fuel LGD (W)	*XP606	APP606	AP606	606	.060	
V6-3.9L F/inj. LZ9 (1) CAN						

Torrent

V6-3.4L F/inj. (F)	*XP606	APP606	AP606	606	.060	
V6-3.4L F/inj. (F) CAN						

Vibe

4-1.8L F/inj. (16V) DOHC 1ZZ-FE (8)	*XP3924	APP3924	AP3924	3924	.044	
-------------------------------------	----------------	---------	--------	------	------	--

2006 Montana

V6-3.5L F/inj. (L)	*XP606	APP606	AP606	606	.060	
V6-3.9L F/inj. LZ9 (1)						

Torrent

V6-3.4L F/inj. (F)	*XP606	APP606	AP606	606	.060	
--------------------	---------------	--------	-------	-----	------	--

Vibe

4-1.8L F/inj. (16V) DOHC 1ZZ-FE (8)	*XP3924	APP3924	AP3924	3924	.044	
4-1.8L F/inj. (16V) DOHC 2ZZ-GE (L)	*XP3923	APP3923	AP3923	3923	.044	

2005 Aztek

V6-3.4L F/inj. OHV LA1 (E)	*XP606	APP606	AP606	606	.060	
----------------------------	---------------	--------	-------	-----	------	--

Montana

V6-3.4L F/inj. OHV LA1 (E)	*XP606	APP606	AP606	606	.060	
V6-3.5L F/inj. (L)						

Vibe

4-1.8L F/inj. (16V) DOHC 1ZZ-FE (8)	*XP3924	APP3924	AP3924	3924	.044	
4-1.8L F/inj. (16V) DOHC 2ZZ-GE (L)	*XP3923	APP3923	AP3923	3923	.044	

2004 Aztek

V6-3.4L F/inj. OHV LA1 (E)	*XP606	APP606	AP606	606	.060	
----------------------------	---------------	--------	-------	-----	------	--

Montana

V6-3.4L F/inj. OHV LA1 (E)	*XP606	APP606	AP606	606	.060	
----------------------------	---------------	--------	-------	-----	------	--

Vibe

4-1.8L F/inj. (16V) DOHC 1ZZ-FE (8)	*XP3923	APP3924	AP3924	3924	.044	
4-1.8L F/inj. (16V) DOHC 2ZZ-GE (L)	*XP3923	APP3923	AP3923	3923	.044	

2003 Aztek

V6-3.4L F/inj. OHV LA1 (E)	*XP606	APP606	AP606	606	.060	
----------------------------	---------------	--------	-------	-----	------	--

Montana

V6-3.4L F/inj. OHV LA1 (E)	*XP606	APP606	AP606	606	.060	
----------------------------	---------------	--------	-------	-----	------	--

Vibe

4-1.8L F/inj. (16V) DOHC 1ZZ-FE (8)	*XP3924	APP3924	AP3924	3924	.044	
4-1.8L F/inj. (16V) DOHC 2ZZ-GE (L)	*XP3923	APP3923	AP3923	3923	.044	

2002 Aztek

V6-3.4L F/inj. OHV LA1 (E)	*XP606	APP606	AP606	606	.060	
----------------------------	---------------	--------	-------	-----	------	--

Montana

V6-3.4L F/inj. OHV LA1 (E)	*XP606	APP606	AP606	606	.060	
----------------------------	---------------	--------	-------	-----	------	--

2001 Aztek

V6-3.4L F/inj. OHV LA1 (E)	XP606	*APP606⁹⁵²⁴	AP606	606	.060	
----------------------------	-------	-------------------------------	-------	-----	------	--

***NOTE: O.E. Recommended Plug *REMARQUE : bouchon recommandé pour l'équipement d'origine *NOTA: Se recomienda conector del equipo original**

Se Section 9 pour les remarques en français en bas de page. Ver Seccion 9 para las páginas de notas de pie de página español.

⁹⁵²⁴ Fine wire

Passenger Cars & Light Trucks 2011 - 1996



Autolite XP^{®}**
IRIDIUM
ENHANCED
.6mm FINEWIRE

Autolite[®]
DOUBLE
PLATINUM

Autolite[®]
PLATINUM &
REVOLUTION HT[®]

Autolite[®]
COPPER
CORE

GAP
ÉCARTEMENT
ESPACIO

Autolite[®]
GLOW
PLUGS

2001 PONTIAC TRUCK (includes light trucks, vans, SUV's) (Cont'd)

<i>Montana</i>						
V6-3.4L F/inj. OHV LA1 (E)	XP606	*APP606 ⁹⁵²⁴	AP606	606	.060	
2000 Montana						
V6-3.4L F/inj. OHV LA1 (E)	XP606	*APP606 ⁹⁵²⁴	AP606	606	.060	
1999 Montana						
V6-3.4L F/inj. (E)	XP606	*APP606 ⁹⁵²⁴	AP606	606	.060	
<i>Trans Sport APV (Canada)</i>						
V6-3.4L F/inj. (E) CAN	XP606	*APP606 ⁹⁵²⁴	AP606	606	.060	
1998 Trans Sport APV						
V6-3.4L F/inj. (E)	XP606	*APP606 ⁹⁵²⁴	AP606	606	.060	
1997 Asuna Sunrunner (Canada)						
4-1.6L F/inj. (6) CAN	XP3923	APP3923	AP3923	*3923	.045	
<i>Trans Sport APV</i>						
V6-3.4L F/inj. (E)	XP606	*APP606 ⁹⁵²⁴	AP606	606	.060	
1996 Asuna Sunrunner (Canada)						
4-1.6L F/inj. (6) CAN	XP3923	APP3923	AP3923	*3923	.045	
<i>Trans Sport APV</i>						
V6-3.4L F/inj. (E)	XP606	*APP606 ⁹⁵²⁴	AP606	606	.060	

2011 PORSCHE CAR

<i>911</i>						
6-3.6L F/inj. (24V) DOHC (A) 6-3.6L F/inj. (24V) DOHC Twin-Turbo V6-3.8L F/inj. (B) V6-3.8L F/inj. Turbo (D)	XP5325	*APP5325 ⁹⁵²⁴			.032	
<i>Boxster, Boxster S</i>						
6-2.9L F/inj. (24V) DOHC 6-3.4L F/inj. (24V) DOHC	XP5325	*APP5325 ⁹⁵²⁴			.032	
<i>Cayman, S</i>						
6-2.9L F/inj. (24V) DOHC 6-3.4L F/inj. (24V) DOHC	XP5325	*APP5325 ⁹⁵²⁴			.032	
<i>Panamera</i>						
V6-3.6L D.I. (24V) DOHC V8-4.8L D.I. (32V) QOHC (B) V8-4.8L D.I. (32V) QOHC Twin-Turbo	XP5325	*APP5325 ⁹⁵²⁴			.032	
2010 911						
6-3.6L F/inj. (24V) DOHC 6-3.6L F/inj. (24V) DOHC Twin-Turbo 6-3.8L F/inj. (24V) DOHC	XP5325	*APP5325 ⁹⁵²⁴			.032	
<i>Boxster, Boxster S</i>						
6-2.9L F/inj. (24V) DOHC 6-3.4L F/inj. (24V) DOHC	XP5325	*APP5325 ⁹⁵²⁴			.032	
<i>Cayman, S</i>						
6-2.9L F/inj. (24V) DOHC 6-3.4L F/inj. (24V) DOHC	XP5325	*APP5325 ⁹⁵²⁴			.032	
<i>Panamera</i>						
V8-4.8L D.I. (32V) (B) V8-4.8L D.I. (32V) QOHC Twin-Turbo	XP5325	*APP5325 ⁹⁵²⁴			.032	
2009 911						
6-3.6L F/inj. (24V) DOHC 6-3.6L F/inj. (24V) DOHC Twin-Turbo 6-3.8L D.I. (24V) DOHC (B)	XP5325 XP3923	*APP5325 ⁹⁵²⁴ *APP3923	AP3923	3923	.032	
				*3922	.032	

*NOTE: O.E. Recommended Plug *REMARQUE : bouchon recommandé pour l'équipement d'origine *NOTA: Se recomienda conector del equipo original

Se Section 9 pour les remarques en français en bas de page. Ver Sección 9 para las páginas de notas de pie de página español.

⁹⁵²⁴ Fine wire

Passenger Cars & Light Trucks 2011 - 1996



Autolite XP^{®}**
IRIDIUM
ENHANCED
.6mm FINEWIRE

Autolite[®]
DOUBLE
PLATINUM

Autolite[®]
PLATINUM &
REVOLUTION HT[®]

Autolite[®]
COPPER
CORE

GAP
ÉNCARTEMENT
ESPACIO

Autolite[®]
GLOW
PLUGS

2009 PORSCHE CAR (Cont'd)

Boxster, Boxster S

6-2.7L F/inj. (24V) DOHC				*3922	.032	
6-2.9L F/inj. (24V) DOHC	XP5325	*APP5325 9524			.032	
6-3.4L F/inj. (24V) DOHC				*3922	.032	

Cayman, S

6-2.9L F/inj. (24V) DOHC	XP5325	*APP5325 9524			.032	
6-3.4L F/inj. (24V) DOHC				*3922	.032	

2008 911

6-3.6L F/inj. (24V) DOHC				*4163	.032	
6-3.6L F/inj. (24V) DOHC Twin-Turbo	XP3923	*APP3923	AP3923	3923	.032	
6-3.8L F/inj. (24V) DOHC				*3922	.032	

Boxster, Boxster S

6-2.7L F/inj. (24V) DOHC				*3922	.032	
6-3.4L F/inj. (24V) DOHC						

Cayman, S

6-2.7L F/inj. (24V) DOHC				*3922	.032	
6-3.4L F/inj. (24V) DOHC						

2007 911

6-3.6L F/inj. (24V) DOHC				*3922 8074 *4163 8075	.032	
6-3.6L F/inj. (24V) DOHC Twin-Turbo	XP3923	*APP3923	AP3923	3923	.032	
6-3.8L F/inj. (24V) DOHC				*3922	.032	

Boxster

6-2.7L F/inj. (24V) DOHC				*3922	.032	
6-3.4L F/inj. (24V) DOHC						

Cayman, S

6-2.7L F/inj. (24V) DOHC				*3922	.032	
6-3.4L F/inj. (24V) DOHC						

2006 911

6-3.6L F/inj. (24V) DOHC				*3922	.032	
6-3.6L F/inj. (24V) DOHC Twin-Turbo						
6-3.8L F/inj. (24V) DOHC						

997

6-3.6L F/inj. (24V) DOHC				*3922	.032	
6-3.8L F/inj. (24V) DOHC						

Boxster

6-2.7L F/inj. (24V) DOHC				*3922	.032	
6-3.2L F/inj. (24V) DOHC						

Carrera GT

V10-5.7L F/inj.	*XP3923	APP3923	AP3923	3923	.032	
-----------------	----------------	---------	--------	------	------	--

Cayman, S

6-3.4L F/inj. (24V) DOHC				*3922	.032	
--------------------------	--	--	--	--------------	------	--

2005 911

6-3.6L F/inj. (24V) DOHC	XP3923	APP3923	AP3923	*3923	.032	
6-3.6L F/inj. (24V) DOHC Twin-Turbo						
6-3.8L F/inj. (24V) DOHC				*3922	.032	

Boxster

6-2.7L F/inj. (24V) DOHC	XP3923	APP3923	AP3923	*3923	.032	
6-3.2L F/inj. (24V) DOHC						

Carrera GT

V10-5.7L F/inj.	XP3923	APP3923	AP3923	*3923	.032	
-----------------	--------	---------	--------	--------------	------	--

***NOTE: O.E. Recommended Plug *REMARQUE : bouchon recommandé pour l'équipement d'origine *NOTA: Se recomienda conector del equipo original**

Se Section 9 pour les remarques en français en bas de page. Ver Sección 9 para las páginas de notas de pie de página español.

8074 Except GT3 8075 GT3 RS 9524 Fine wire

P
O
R
S
C
H
E

C
A
R

Passenger Cars & Light Trucks 2011 - 1996



Autolite XP^{®}**
IRIDIUM
ENHANCED
.6mm FINEWIRE

Autolite[®]
DOUBLE
PLATINUM

Autolite[®]
PLATINUM &
REVOLUTION HT[®]

Autolite[®]
COPPER
CORE

GAP
ÉCARTEMENT
ESPACIO

Autolite[®]
GLOW
PLUGS

PORSCHE CAR (Cont'd)

	XP3923	APP3923	AP3923	*3923	.032	
2004 911						
6-3.6L F/inj. (24V) DOHC	XP3923	APP3923	AP3923	*3923	.032	
6-3.6L F/inj. (24V) DOHC Twin-Turbo						
<i>Boxster</i>						
6-2.7L F/inj. (24V) DOHC	XP3923	APP3923	AP3923	*3923	.032	
6-3.2L F/inj. (24V) DOHC						
<i>Carrera GT</i>						
V10-5.7L F/inj.	XP3923	APP3923	AP3923	*3923	.032	
2003 911						
6-3.6L F/inj. (24V) DOHC	XP3923	APP3923	AP3923	*3923	.032	
6-3.6L F/inj. (24V) DOHC Twin-Turbo						
<i>Boxster</i>						
6-2.7L F/inj. (24V) DOHC	XP3923	APP3923	AP3923	*3923	.032	
6-3.2L F/inj. (24V) DOHC						
2002 911						
6-3.6L F/inj. (24V) DOHC	XP3923	APP3923	AP3923	*3923	.032	
6-3.6L F/inj. (24V) DOHC Twin-Turbo						
<i>Boxster</i>						
6-2.7L F/inj. (24V) DOHC	XP3923	APP3923	AP3923	*3923	.032	
6-3.2L F/inj. (24V) DOHC						
2001 911						
6-3.4L F/inj. (24V) DOHC	XP3923	APP3923	AP3923	*3923	.032	
6-3.6L F/inj. (24V) DOHC Twin-Turbo						
<i>Boxster</i>						
6-2.7L F/inj. (24V) DOHC	XP3923	APP3923	AP3923	*3923	.032	
6-3.2L F/inj. (24V) DOHC						
2000 911						
6-3.4L F/inj. (24V) DOHC	XP3923	APP3923	AP3923	*3923	.032	
6-3.6L F/inj. (24V) DOHC Twin-Turbo						
<i>Boxster</i>						
6-2.5L F/inj. (24V) DOHC	XP3923	APP3923	AP3923	*3923	.032	
6-2.7L F/inj. (24V) DOHC						
6-3.2L F/inj. (24V) DOHC						
1999 911						
6-3.4L F/inj. (24V) DOHC	XP3923	APP3923	AP3923	*3923	.032	
<i>Boxster</i>						
6-2.5L F/inj. (24V) DOHC	XP3923	APP3923	AP3923	*3923	.032	
1998 911						
6-3.6L F/inj. SOHC	XP3923 ³⁰⁹	APP3923 ³⁰⁹	AP3923 ³⁰⁹	*3923 ³⁰⁹	.032	
<i>Boxster</i>						
6-2.5L F/inj. (24V) DOHC	XP3923	APP3923	AP3923	*3923	.032	
1997 911						
6-3.6L F/inj.				*3922 ³⁰⁹	.032	
6-3.6L F/inj. Turbo	XP3923 ³⁰⁹	APP3923 ³⁰⁹	AP3923 ³⁰⁹	*3923 ³⁰⁹	.032	
<i>Boxster</i>						
6-2.5L F/inj. (24V) DOHC	XP3923	APP3923	AP3923	*3923	.032	
1996 911						
6-3.6L F/inj.				*3922 ³⁰⁹	.032	
6-3.6L F/inj. Turbo	XP3923 ³⁰⁹	APP3923 ³⁰⁹	AP3923 ³⁰⁹	*3923 ³⁰⁹	.032	

*NOTE: O.E. Recommended Plug *REMARQUE : bouchon recommandé pour l'équipement d'origine *NOTA: Se recomienda conector del equipo original

See Section 9 pour les remarques en français en bas de page. Ver Sección 9 para las páginas de notas de pie de página español.

³⁰⁹ Requires 2 plugs per cylinder

Passenger Cars & Light Trucks 2011 - 1996



Autolite XP^{®}**
IRIDIUM
ENHANCED
.6mm FINEWIRE

Autolite[®]
DOUBLE
PLATINUM

Autolite[®]
PLATINUM &
REVOLUTION HT[®]

Autolite[®]
COPPER
CORE

GAP
ÉNCARTEMENT
ESPACIO

Autolite[®]
GLOW
PLUGS

2011 PORSCHE TRUCK (includes light trucks, vans, SUV's)

Cayenne, S

V8-4.8L D.I. (32V) DOHC (B)	XP5325	*APP5325 ⁹⁵²⁴			.032	
V8-4.8L D.I. (32V) DOHC Twin-Turbo (C)						

2010 Cayenne, S

V8-4.8L D.I. (32V) DOHC (B)	XP5325	*APP5325 ⁹⁵²⁴			.032	
V8-4.8L D.I. (32V) DOHC Twin-Turbo (C)						

2009 Cayenne, S

V8-4.8L D.I. (32V) (B)	*XP5325	APP5325			.032	
V8-4.8L D.I. (32V) (D)	XP5325	*APP5325 ⁹⁵²⁴			.032	
V8-4.8L D.I. (32V) DOHC Turbo (P)	*XP5325	APP5325			.032	
V8-4.8L D.I. (32V) DOHC Twin-Turbo (C)						

2008 Cayenne, S

V8-4.8L D.I. (32V) DOHC Twin-Turbo (C)	*XP5325	APP5325			.032	
--	---------	---------	--	--	------	--

2007 Cayenne

V8-4.5L F/inj. (32V) DOHC	XP3923	APP3923	AP3923	*3923	.032	
V8-4.5L F/inj. (32V) DOHC Twin-Turbo				*3922	.032	

2006 Cayenne

V8-4.5L F/inj. (32V) DOHC	XP3923	APP3923	AP3923	*3923	.032	
V8-4.5L F/inj. (32V) DOHC Twin-Turbo				*3922	.032	

2005 Cayenne

V6-3.2L F/inj.	XP3923	APP3923	AP3923	*3923	.032	
V8-4.5L F/inj. (32V) DOHC						
V8-4.5L F/inj. (32V) DOHC Twin-Turbo	XP5224	*APP5224	AP5224	5224	.032	

2004 Cayenne

V6-3.2L F/inj.	XP3923	APP3923	AP3923	*3923	.032	
V8-4.5L F/inj. (32V) DOHC						
V8-4.5L F/inj. (32V) DOHC Twin-Turbo	XP5224	*APP5224	AP5224	5224	.032	

2003 Cayenne

V8-4.5L F/inj. (32V) DOHC	XP3923	APP3923	AP3923	*3923	.032	
V8-4.5L F/inj. (32V) DOHC Twin-Turbo	XP5224	*APP5224	AP5224	5224	.032	

2002 QVALE CAR

Mangusta

V8-4.6L F/inj. (16V)	XP104 ⁶³⁹	APP104 ^{639, 8084, 9329} APP764 ^{639, 2424, 9328}	*AP104 ^{639, 8025, 9329, 9524} *AP764 ^{639, 2424, 9328}	764 ⁶³⁹	.054	
V8-4.6L F/inj. (32V)	XP104 ²⁴⁴¹	APP104 ^{2441, 8084, 9329} APP764 ^{2424, 2441, 9328}	*AP104 ^{2441, 8025, 9329, 9524} *AP764 ^{2424, 2441, 9328}	764 ²⁴⁴¹	.054	

2001 Mangusta

V8-4.6L F/inj. (16V)	XP104 ⁶³⁹	APP104 ^{639, 8084, 9329} APP764 ^{639, 2424, 9328}	*AP104 ^{639, 8025, 9329, 9524} *AP764 ^{639, 2424, 9328}	764 ⁶³⁹	.054	
V8-4.6L F/inj. (32V)	XP104 ²⁴⁴¹	APP104 ^{2441, 8084, 9329} APP764 ^{2424, 2441, 9328}	*AP104 ^{2441, 8025, 9329, 9524} *AP764 ^{2424, 2441, 9328}	764 ²⁴⁴¹	.054	

*NOTE: O.E. Recommended Plug *REMARQUE : bouchon recommandé pour l'équipement d'origine *NOTA: Se recomienda conector del equipo original

Se Section 9 pour les remarques en français en bas de page. Ver Sección 9 para las páginas de notas de pie de página español.

639 Automatic transmission 2424 Use until inventory is depleted 2441 5 Speed 8025 Replaces AP764 8084 Replaces APP764

9328 1/2 Thread; Original equipment design 9329 Full thread; Original equipment design change 9524 Fine wire

Passenger Cars & Light Trucks 2011 - 1996



Autolite XP^{®}**
IRIDIUM
ENHANCED
.6mm FINEWIRE

Autolite[®]
DOUBLE
PLATINUM

Autolite[®]
PLATINUM &
REVOLUTION HT[®]

Autolite[®]
COPPER
CORE

GAP
ÉNCARTEMIO
ESPACIO

Autolite[®]
GLOW
PLUGS

2010 ROLLS ROYCE CAR

<i>Phantom</i>						
V12-6.7L F/inj. (48V) DOHC	XP3924	*APP3924	AP3924	3924	.040	
2009 Phantom						
V12-6.7L F/inj. (48V) DOHC	XP3924	*APP3924	AP3924	3924	.040	
2008 Phantom						
V12-6.7L F/inj. (48V) DOHC	XP3924	*APP3924	AP3924	3924	.040	
2007 Phantom						
V12-6.7L F/inj. (48V) DOHC	XP3924	*APP3924	AP3924	3924	.040	
2006 Phantom						
V12-6.7L F/inj. (48V) DOHC	XP3924	*APP3924	AP3924	3924	.040	
2005 Phantom						
V12-6.7L F/inj. (48V) DOHC	XP3924	*APP3924	AP3924	3924	.040	
2004 Phantom						
V12-6.7L F/inj. (48V) DOHC	XP3924	*APP3924	AP3924	3924	.040	
2003 Corniche						
V8-6.8L F/inj. (32V) DOHC Turbo	XP3924	*APP3924	AP3924	3924	.040	
<i>Park Ward</i>						
V12-5.4L F/inj. Twin Cam	XP3924	*APP3924	AP3924	3924	.040	
<i>Silver Seraph</i>						
V12-5.4L F/inj. Twin Cam	XP3924	*APP3924	AP3924	3924	.040	
2002 Corniche						
V8-6.8L F/inj. (32V) DOHC Turbo	XP3924	*APP3924	AP3924	3924	.040	
<i>Park Ward</i>						
V12-5.4L F/inj. Twin Cam	XP3924	*APP3924	AP3924	3924	.040	
<i>Silver Seraph</i>						
V12-5.4L F/inj. Twin Cam	XP3924	*APP3924	AP3924	3924	.040	
2001 Corniche						
V8-6.8L F/inj. (32V) DOHC Turbo	XP3924	*APP3924	AP3924	3924	.040	
<i>Park Ward</i>						
V12-5.4L F/inj. Turbo	XP3924	*APP3924	AP3924	3924	.040	
<i>Silver Seraph</i>						
V12-5.4L F/inj. Twin Cam	XP3924	*APP3924	AP3924	3924	.040	
2000 Corniche						
V8-6.8L F/inj. (32V) DOHC Turbo	XP3924	*APP3924	AP3924	3924	.040	
<i>Park Ward</i>						
V12-5.4L F/inj. Turbo	XP3924	*APP3924	AP3924	3924	.040	
<i>Silver Seraph</i>						
V12-5.4L F/inj. Twin Cam	XP3924	*APP3924	AP3924	3924	.040	
1999 Silver Seraph						
V12-5.4L F/inj. Twin Cam	XP3924	*APP3924	AP3924	3924	.040	
1998 Silver Seraph						
V12-5.4L F/inj.	XP3924	*APP3924	AP3924	3924	.040	
<i>Silver Spur</i>						
V8-6.8L F/inj. Turbo	XP3924	APP3924	*AP3924 ⁹⁵²⁴	3924	.035	
1997 Silver Dawn						
V8-6.8L F/inj.		APP65	*AP65	65	.040	
<i>Silver Spur</i>						
V8-6.8L F/inj.		*APP3926		3926	.035	

*NOTE: O.E. Recommended Plug *REMARQUE : bouchon recommandé pour l'équipement d'origine *NOTA: Se recomienda conector del equipo original

Se Section 9 pour les remarques en français en bas de page. Ver Seccion 9 para las páginas de notas de pie de página español.

⁹⁵²⁴ Fine wire

Passenger Cars & Light Trucks 2011 - 1996



Autolite XP^{®}**
IRIDIUM
ENHANCED
.6mm FINEWIRE

Autolite[®]
DOUBLE
PLATINUM

Autolite[®]
PLATINUM &
REVOLUTION HT[®]

Autolite[®]
COPPER
CORE

GAP
ÉNCARTEMENT
ESPACIO

Autolite[®]
GLOW
PLUGS

ROLLS ROYCE CAR (Cont'd)

1996 Silver Dawn

V8-6.8L F/inj.		APP65	*AP65	65	.040	
----------------	--	-------	-------	----	------	--

Silver Spirit III

V8-6.8L F/inj.		*APP3926		3926	.035	
----------------	--	----------	--	------	------	--

Silver Spur

V8-6.8L F/inj.		*APP3926		3926	.035	
----------------	--	----------	--	------	------	--

2011 SAAB CAR

9-3

4-2.0L F/inj. (16V) DOHC B207R Turbo HO (Y)	XP3923	*APP3923	AP3923	3923	.040	
---	--------	----------	--------	------	------	--

2010 9-3

4-2.0L F/inj. (16V) DOHC B207R Turbo HO (Y)	XP3923	*APP3923	AP3923	3923	.040	
---	--------	----------	--------	------	------	--

2009 9-3

4-2.0L F/inj. (16V) DOHC B207R Turbo HO (Y)	XP3923	*APP3923	AP3923	3923	.040	
V6-2.8L F/inj. (24V) DOHC B284 Twin-Turbo (R)	XP5325	*APP5325 ⁹⁵²⁴			.040	
V6-2.8L F/inj. (24V) DOHC B284 Twin-Turbo (U)						

9-5

4-2.3L F/inj. (16V) DOHC B235R Turbo HO (G)	XP3923	*APP3923	AP3923	3923	.040	
---	--------	----------	--------	------	------	--

Turbo X

V6-2.8L F/inj. (24V) DOHC B284 Twin-Turbo (R)	*XP5325	APP5325			.040	
---	---------	---------	--	--	------	--

2008 9-3

4-2.0L F/inj. (16V) DOHC B207R Turbo HO (Y)	XP3923	*APP3923	AP3923	3923	.040	
V6-2.8L F/inj. (24V) DOHC B284 Twin-Turbo (U)	XP5325	*APP5325 ⁹⁵²⁴			.040	

9-5

4-2.3L F/inj. (16V) DOHC B235R Turbo HO (G)	XP3923	*APP3923	AP3923	3923	.040	
---	--------	----------	--------	------	------	--

Turbo X

V6-2.8L F/inj. (24V) DOHC B284 Twin-Turbo (R)	*XP5325	APP5325			.040	
---	---------	---------	--	--	------	--

2007 9-3

4-2.0L F/inj. (16V) DOHC B207R Turbo HO (Y)	XP3923	*APP3923	AP3923	3923	.040	
V6-2.8L F/inj. (24V) DOHC B284 Twin-Turbo (U)	XP5325	*APP5325 ⁹⁵²⁴			.040	

9-5

4-2.3L F/inj. (16V) DOHC B235R Turbo HO (G)	XP3923	*APP3923	AP3923	3923	.040	
4-2.3L F/inj. (16V) DOHC Turbo						

2006 9-2X

4-2.0L F/inj. EJ205 Turbo	*XP5325	APP5325			.040	
4-2.5L F/inj. EJ253	XP3924	*APP3924	AP3924	3924	.040	
4-2.5L F/inj. EJ255 Turbo						

9-3

4-2.0L F/inj. (16V) DOHC B207R Turbo HO (Y)	XP3923	*APP3923	AP3923	3923	.040	
V6-2.8L F/inj. (24V) DOHC B284 Twin-Turbo (U)	XP5325	*APP5325 ⁹⁵²⁴			.040	

9-5

4-2.3L F/inj. (16V) DOHC B235E LP Turbo (E)	XP5503	*APP5503	AP5503	5503	.040	
4-2.3L F/inj. (16V) DOHC B235R Turbo HO (G)	XP3923	*APP3923	AP3923	3923	.040	
4-2.3L F/inj. (16V) DOHC Turbo (A)						

2005 9-2X

4-2.0L F/inj. EJ205 Turbo	XP5503	*APP5503	AP5503	5503	.040	
4-2.5L F/inj. EJ253	XP3923	*APP3923	AP3923	3923	.040	

9-3

4-2.0L F/inj. (16V) DOHC B207L Turbo	XP5503	*APP5503	AP5503	5503	.040	
4-2.0L F/inj. (16V) DOHC B207R Turbo HO						
4-2.0L F/inj. (16V) DOHC LP Turbo						

*NOTE: O.E. Recommended Plug *REMARQUE : bouchon recommandé pour l'équipement d'origine *NOTA: Se recomienda conector del equipo original

Se Section 9 pour les remarques en français en bas de page. Ver Sección 9 para las páginas de notas de pie de página español.

⁹⁵²⁴ Fine wire

Passenger Cars & Light Trucks 2011 - 1996



Autolite XP^{®}**
IRIDIUM
ENHANCED
.6mm FINEWIRE

Autolite[®]
DOUBLE
PLATINUM

Autolite[®]
PLATINUM &
REVOLUTION HT[®]

Autolite[®]
COPPER
CORE

GAP
ÉCARTEMENT
ESPACIO

Autolite[®]
GLOW
PLUGS

2005 SAAB CAR (Cont'd)

9-5						
4-2.3L F/inj. (16V) DOHC B235E LP Turbo (E)	XP5503	*APP5503	AP5503	5503	.040	
4-2.3L F/inj. (16V) DOHC B235L Turbo						
4-2.3L F/inj. (16V) DOHC B235R Turbo HO						
2004 9-3						
4-2.0L F/inj. (16V) DOHC B207L Turbo	XP5503	*APP5503	AP5503	5503	.040	
4-2.0L F/inj. (16V) DOHC B207R Turbo HO						
9-3 Convertible						
4-2.0L F/inj. (16V) DOHC B207R Turbo HO	XP5503	*APP5503	AP5503	5503	.040	
9-5						
4-2.3L F/inj. (16V) DOHC B235E LP Turbo (E)	XP5503	APP5503	AP5503	*5503	.040	
4-2.3L F/inj. (16V) DOHC B235L Turbo	XP5503	*APP5503	AP5503	5503	.040	
4-2.3L F/inj. (16V) DOHC B235R Turbo HO						
2003 9-3						
4-2.0L F/inj. (16V) DOHC B205R Turbo HO	XP5503	*APP5503	AP5503	5503	.040	
4-2.0L F/inj. (16V) DOHC B207L Turbo						
4-2.0L F/inj. (16V) DOHC B207R Turbo HO						
9-3 SE Convertible						
4-2.0L F/inj. (16V) DOHC B207R Turbo HO	XP5503	*APP5503	AP5503	5503	.040	
4-2.3L F/inj. (16V) DOHC B234L Turbo						
9-3 Vector						
4-2.0L F/inj. (16V) DOHC B207R Turbo HO	XP5503	*APP5503	AP5503	5503	.040	
9-5						
4-2.3L F/inj. (16V) DOHC B235E LP Turbo (E)	XP5503	APP5503	AP5503	*5503	.040	
4-2.3L F/inj. (16V) DOHC B235R Turbo HO	XP5503	*APP5503	AP5503	5503	.040	
V6-3.0L F/inj. (24V) DOHC B308E LP Turbo (Z)	XP5503	APP5503	AP5503	*5503	.040	
2002 9-3						
4-2.0L F/inj. (16V) DOHC B205R Turbo HO	XP5503	*APP5503	AP5503	5503	.040	
9-3 SE Convertible						
4-2.3L F/inj. (16V) DOHC B234L Turbo	XP5503	*APP5503	AP5503	5503	.040	
9-3 Viggen						
4-2.3L F/inj. (16V) DOHC B235R Turbo HO	XP5503	*APP5503	AP5503	5503	.040	
9-5						
4-2.3L F/inj. (16V) DOHC B235E LP Turbo (E)	XP5503	APP5503	AP5503	*5503	.040	
4-2.3L F/inj. (16V) DOHC B235R Turbo HO	XP5503	*APP5503	AP5503	5503	.040	
V6-3.0L F/inj. (24V) DOHC B308E LP Turbo (Z)	XP5503	APP5503	AP5503	*5503	.040	
2001 9-3						
4-2.0L F/inj. (16V) DOHC B205L Turbo	XP5503	*APP5503	AP5503	5503	.040	
4-2.0L F/inj. (16V) DOHC B205R Turbo HO						
9-3 Viggen						
4-2.3L F/inj. (16V) DOHC B235R Turbo HO	XP5503	*APP5503	AP5503	5503	.040	
9-5						
4-2.3L F/inj. (16V) DOHC B235E LP Turbo (E)	XP5503	APP5503	AP5503	*5503	.040	
4-2.3L F/inj. (16V) DOHC B235R Turbo HO	XP5503	*APP5503	AP5503	5503	.040	
V6-3.0L F/inj. (24V) DOHC B308E LP Turbo (Z)	XP5503	APP5503	AP5503	*5503	.040	
2000 9-3						
4-2.0L F/inj. (16V) DOHC B205L Turbo (H)	XP5503	*APP5503	AP5503	5503	.040	
4-2.0L F/inj. (16V) DOHC B205R Turbo HO (K)						
9-3 Viggen						
4-2.3L F/inj. (16V) DOHC B235R Turbo HO	XP5503	*APP5503	AP5503	5503	.040	
9-5						
4-2.3L F/inj. (16V) DOHC B235E LP Turbo (E)	XP5503	APP5503	AP5503	*5503	.040	
4-2.3L F/inj. (16V) DOHC B235R Turbo HO	XP5503	*APP5503	AP5503	5503	.040	

***NOTE: O.E. Recommended Plug *REMARQUE : bouchon recommandé pour l'équipement d'origine *NOTA: Se recomienda conector del equipo original**

Se Section 9 pour les remarques en français en bas de page. Ver Sección 9 para las páginas de notas de pie de página español.

Passenger Cars & Light Trucks 2011 - 1996



Autolite XP^{®}**
IRIDIUM
ENHANCED
.6mm FINEWIRE

Autolite[®]
DOUBLE
PLATINUM

Autolite[®]
PLATINUM &
REVOLUTION HT[®]

Autolite[®]
COPPER
CORE

GAP
ÉNCARTEMIENTO
ESPACIO

Autolite[®]
GLOW
PLUGS

2000 SAAB CAR 9-5 (Cont'd)

V6-3.0L F/inj. (24V) DOHC B308E LP Turbo (Z)	XP5503	APP5503	AP5503	*5503	.040	
--	--------	---------	--------	--------------	------	--

1999 9-3

4-2.0L F/inj. (16V) DOHC B204L Turbo (N)	XP5503	APP5503	AP5503	*5503	.040	
4-2.0L F/inj. (16V) DOHC B204R Turbo HO (P)	XP5503	*APP5503	AP5503	5503	.040	

9-3 Viggen

4-2.3L F/inj. (16V) DOHC B235R Turbo HO	XP5503	*APP5503	AP5503	5503	.040	
---	--------	-----------------	--------	------	------	--

9-5

4-2.3L F/inj. (16V) DOHC B235E LP Turbo V6-3.0L F/inj. (24V) DOHC B308E LP Turbo	XP5503	APP5503	AP5503	*5503	.040	
---	--------	---------	--------	--------------	------	--

1998 900

4-2.0L F/inj. (16V) DOHC B204L Turbo (N)	XP5503	APP5503	AP5503	*5503	.040	
4-2.3L F/inj. (16V) DOHC B234I (B)	XP5503	APP5503	AP5503	*5503	.024	

9000

4-2.3L F/inj. (16V) DOHC B234E LP Turbo (U)	XP5503	APP5503	AP5503	*5503	.040	
4-2.3L F/inj. (16V) DOHC B234L Turbo (M)						
4-2.3L F/inj. (16V) DOHC B234R Turbo HO (R)						
V6-3.0L F/inj. (24V) DOHC B308I (W)	XP5503	APP5503	AP5503	*5503	.032	

9-3

4-2.0L F/inj. (16V) DOHC B204L Turbo (N)	XP5503	*APP5503	AP5503	5503	.040	
--	--------	-----------------	--------	------	------	--

9-5

4-2.3L F/inj. (16V) DOHC B235E LP Turbo V6-3.0L F/inj. (24V) DOHC B308E LP Turbo	XP5503	*APP5503	AP5503	5503	.040	
---	--------	-----------------	--------	------	------	--

1997 900

4-2.0L F/inj. (16V) DOHC B204L Turbo (N)	XP5503	APP5503	AP5503	*5503	.040	
4-2.3L F/inj. (16V) DOHC B234I (B)						
V6-2.5L F/inj. (24V) DOHC B258I (V)	XP5503	APP5503	AP5503	*5503	.032	

9000

4-2.3L F/inj. (16V) DOHC B234E LP Turbo (U)	XP5503	APP5503	AP5503	*5503	.040	
4-2.3L F/inj. (16V) DOHC B234L Turbo (M)						
4-2.3L F/inj. (16V) DOHC B234R Turbo HO (R)						
V6-3.0L F/inj. (24V) DOHC B308I (W)	XP5503	APP5503	AP5503	*5503	.032	

1996 900

4-2.0L F/inj. (16V) DOHC B204L Turbo (N)	XP5503	APP5503	AP5503	*5503	.040	
4-2.3L F/inj. (16V) DOHC B234I (B)						
V6-2.5L F/inj. (24V) DOHC B258I (V)	XP5503	APP5503	AP5503	*5503	.032	

9000

4-2.3L F/inj. (16V) DOHC B234E LP Turbo (U)	XP5503	APP5503	AP5503	*5503	.040	
4-2.3L F/inj. (16V) DOHC B234L Turbo (M)						
4-2.3L F/inj. (16V) DOHC B234R Turbo HO (R)						
V6-3.0L F/inj. (24V) DOHC B308I (W)	XP5503	APP5503	AP5503	*5503	.032	

2009 SAAB TRUCK (includes light trucks, vans, SUV's)

9-7X

6-4.2L F/inj. (24V) DOHC LL8 (S)	*XP5263	APP5263	AP5263		.043	
V8-5.3L F/inj. LH6 (M)	*XP5245	APP5245	AP5245	5245	.040	
V8-6.0L F/inj. LS2 (H)						

2008 9-7X

6-4.2L F/inj. (24V) DOHC LL8 (S)	*XP5263	APP5263	AP5263		.043	
V8-5.3L F/inj. LH6 (M)	*XP5245	APP5245	AP5245	5245	.040	
V8-6.0L F/inj. LS2 (H)						

2007 9-7X

6-4.2L F/inj. (24V) DOHC (S)	*XP5263	APP5263	AP5263		.043	
V8-5.3L F/inj. (M)	*XP5245	APP5245	AP5245	5245	.040	

***NOTE: O.E. Recommended Plug *REMARQUE : bouchon recommandé pour l'équipement d'origine *NOTA: Se recomienda conector del equipo original**

Se Section 9 pour les remarques en français en bas de page. Ver Seccion 9 para las páginas de notas de pie de página español.

Passenger Cars & Light Trucks 2011 - 1996



Autolite XP[®]**
IRIDIUM
ENHANCED
.6mm FINEWIRE

Autolite[®]
DOUBLE
PLATINUM

Autolite[®]
PLATINUM &
REVOLUTION HT[®]

Autolite[®]
COPPER
CORE

GAP
ÉNCARTEMENT
ESPACIO

Autolite[®]
GLOW
PLUGS

SAAB TRUCK (includes light trucks, vans, SUV's) (Cont'd)

2006 9-7X

6-4.2L F/inj. (24V) DOHC (S)	XP5263	*APP5263 ⁹⁵²⁴	AP5263		.040	
V8-5.3L F/inj. (M)	*XP5245	APP5245	AP5245	5245	.040	

2005 9-7X

6-4.2L F/inj. (24V) DOHC (S)	XP5263	*APP5263 ⁹⁵²⁴	AP5263		.040	
V8-5.3L F/inj. (M)	*XP5245	APP5245	AP5245	5245	.040	

2010 SATURN CAR

Astra

4-1.8L F/inj. (16V) DOHC (1) CAN	XP5224	APP5224	AP5224	*5224	.040	
----------------------------------	--------	---------	--------	-------	------	--

Aura

4-2.4L F/inj. (16V) DOHC (5)	*XP5263	APP5263	AP5263		.040	
4-2.4L F/inj. (16V) DOHC Flex Fuel LE9 (V)						
4-2.4L F/inj. (16V) DOHC LE5 (Ecotec) (B)						
4-2.4L F/inj. (16V) DOHC LE5 (Ecotec) (P)						
V6-3.6L F/inj. (24V) DOHC LY7 (7)		*APP5683			.040	

Aura Hybrid, Green Line

4-2.4L F/inj. (16V) DOHC (5)	*XP5263	APP5263	AP5263		.040	
------------------------------	---------	---------	--------	--	------	--

Sky, Red Line

4-2.0L D.I. (16V) DOHC Turbo (X)	*XP5263	APP5263	AP5263		.040	
4-2.4L F/inj. (16V) DOHC LE5 (Ecotec) (B)						
4-2.4L F/inj. (16V) DOHC LE5 (Ecotec) (P)						

2009 Astra

4-1.8L F/inj. (16V) DOHC (1) CAN	XP5224	APP5224	AP5224	*5224	.040	
----------------------------------	--------	---------	--------	-------	------	--

Aura

4-2.4L F/inj. (16V) DOHC (ECOTEC) (B)	*XP5263	APP5263	AP5263		.040	
V6-3.6L F/inj. (24V) DOHC LY7 (7)	*XP5263	APP5263	AP5263		.050	

Aura Hybrid, Green Line

4-2.4L F/inj. (16V) DOHC (5)	*XP5263	APP5263	AP5263		.040	
------------------------------	---------	---------	--------	--	------	--

Sky, Red Line

4-2.0L D.I. (16V) DOHC Turbo (X)	*XP5263	APP5263	AP5263		.044	
4-2.4L F/inj. (16V) DOHC (ECOTEC) (B)	*XP5263	APP5263	AP5263		.043	

2008 Astra

4-1.8L F/inj. (16V) DOHC (1)	XP5224	APP5224	AP5224	*5224	.040	
------------------------------	--------	---------	--------	-------	------	--

Aura

4-2.4L F/inj. (16V) DOHC (5)	*XP5263	APP5263	AP5263		.040	
4-2.4L F/inj. (16V) DOHC (ECOTEC) (B)						
V6-3.5L F/inj. OHV (N)	*XP606	APP606	AP606	606	.060	
V6-3.6L F/inj. (24V) DOHC LY7 (7)	*XP5263	APP5263	AP5263		.050	

Aura Hybrid, Green Line

4-2.4L F/inj. (16V) DOHC (5)	*XP5263	APP5263	AP5263		.040	
------------------------------	---------	---------	--------	--	------	--

Sky, Red Line

4-2.0L D.I. (16V) DOHC Turbo (X)	*XP5263	APP5263	AP5263		.044	
4-2.4L F/inj. (16V) DOHC (ECOTEC) (B)	*XP5263	APP5263	AP5263		.043	

2007 Aura

4-2.4L F/inj. (16V) DOHC (ECOTEC) (B)	*XP5263	APP5263	AP5263		.040	
V6-3.5L F/inj. OHV (N)	*XP606	APP606	AP606	606	.060	
V6-3.6L F/inj. (24V) DOHC (7)	*XP5263	APP5263	AP5263		.050	

Aura Hybrid, Green Line

4-2.4L F/inj. (16V) DOHC (5)	*XP5263	APP5263	AP5263		.040	
------------------------------	---------	---------	--------	--	------	--

Ion, Red Line

4-2.0L F/inj. (16V) DOHC SC (P)	XP3923	*APP3923	AP3923	3923	.040	
---------------------------------	--------	----------	--------	------	------	--

*NOTE: O.E. Recommended Plug *REMARQUE : bouchon recommandé pour l'équipement d'origine *NOTA: Se recomienda conector del equipo original

Se Section 9 pour les remarques en français en bas de page. Ver Seccion 9 para las páginas de notas de pie de página español.

⁹⁵²⁴ Fine wire

Passenger Cars & Light Trucks 2011 - 1996



Autolite XP^{®}**
IRIDIUM
ENHANCED
.6mm FINEWIRE

Autolite[®]
DOUBLE
PLATINUM

Autolite[®]
PLATINUM &
REVOLUTION HT[®]

Autolite[®]
COPPER
CORE

GAP
ÉCARTEMENT
ESPACIO

Autolite[®]
GLOW
PLUGS

2007 SATURN CAR Ion, Red Line (Cont'd)

4-2.2L F/inj. (16V) DOHC L61 (Ecotec) (F)	XP5263	*APP5263 ⁹⁵²⁴	AP5263		.043	
4-2.4L F/inj. (16V) DOHC (B)						

Sky, Red Line

4-2.0L D.I. (16V) DOHC Turbo (X)	*XP5263	APP5263	AP5263		.044	
4-2.4L F/inj. (16V) DOHC (ECOTEC) (B)	XP5263	*APP5263 ⁹⁵²⁴	AP5263		.043	

2006 Ion, Red Line

4-2.0L F/inj. (16V) DOHC SC (P)	XP3923	*APP3923	AP3923	3923	.040	
4-2.2L F/inj. (16V) DOHC L61 (Ecotec) (F)	XP5263	*APP5263 ⁹⁵²⁴	AP5263		.043	
4-2.4L F/inj. (16V) DOHC (B)						

Sky

4-2.4L F/inj. (16V) DOHC VVT	XP5263	*APP5263 ⁹⁵²⁴	AP5263		.043	
------------------------------	--------	--------------------------	--------	--	------	--

2005 Ion, Red Line

4-2.0L F/inj. (16V) DOHC SC (P)	XP3923	*APP3923	AP3923	3923	.040	
4-2.2L F/inj. (16V) DOHC L61 (Ecotec) (F)	XP5263	*APP5263 ⁹⁵²⁴	AP5263		.043	

L Series

4-2.2L F/inj. (16V) DOHC L61 (F)	XP5263	*APP5263 ⁹⁵²⁴	AP5263		.043	
V6-3.0L F/inj. (24V) DOHC (R)	XP3924	APP3924	AP3924	*3924	.040	

2004 Ion, Red Line

4-2.0L F/inj. (16V) DOHC SC (P)	XP3923	*APP3923	AP3923	3923	.040	
4-2.2L F/inj. (16V) DOHC L61 (Ecotec) (F)	XP5263	*APP5263 ⁹⁵²⁴	AP5263		.043	

L Series

4-2.2L F/inj. (16V) DOHC L61 (F)	XP5263	*APP5263 ⁹⁵²⁴	AP5263		.043	
V6-3.0L F/inj. (24V) DOHC (R)	XP3924	APP3924	AP3924	*3924	.040	

LW Series

4-2.2L F/inj. (16V) DOHC L61 (F)	XP5263	*APP5263 ⁹⁵²⁴	AP5263		.043	
V6-3.0L F/inj. DOHC (R)	XP3924	APP3924	AP3924	*3924	.040	

2003 Ion

4-2.2L F/inj. (16V) DOHC L61 (Ecotec) (F)	XP5263	*APP5263 ⁹⁵²⁴	AP5263		.043	
---	--------	--------------------------	--------	--	------	--

L Series

4-2.2L F/inj. (16V) DOHC L61 (F)	XP5263	*APP5263 ⁹⁵²⁴	AP5263		.043	
V6-3.0L F/inj. (24V) DOHC (R)	XP3924	APP3924	AP3924	*3924	.040	

LW Series

4-2.2L F/inj. (16V) DOHC L61 (F)	XP5263	*APP5263 ⁹⁵²⁴	AP5263		.043	
V6-3.0L F/inj. (24V) DOHC (R)	XP3924	APP3924	AP3924	*3924	.040	

2002 L Series

4-2.2L F/inj. (16V) DOHC L61 (F)	XP5263	*APP5263 ⁹⁵²⁴	AP5263		.043	
V6-3.0L F/inj. (24V) DOHC (R)	XP3924	APP3924	AP3924	*3924	.040	

LW Series

4-2.2L F/inj. (16V) DOHC L61 (F)	XP5263	*APP5263 ⁹⁵²⁴	AP5263		.043	
V6-3.0L F/inj. (24V) DOHC (R)	XP3924	APP3924	AP3924	*3924	.040	

SC Series

4-1.9L F/inj. (16V) DOHC (7)	XP3924	APP3924	AP3924	*3924	.040	
4-1.9L F/inj. (8V) SOHC (8)		APP3926		*3926	.040	

SL Series

4-1.9L F/inj. (16V) DOHC (7)	XP3924	APP3924	AP3924	*3924	.040	
4-1.9L F/inj. (8V) SOHC (8)		APP3926		*3926	.040	

SW Series

4-1.9L F/inj. (16V) DOHC (7)	XP3924	APP3924	AP3924	*3924	.040	
4-1.9L F/inj. (8V) SOHC (8)		APP3926		*3926	.040	

2001 LS Series

4-2.2L F/inj. (16V) DOHC L61 (F)	XP5263	*APP5263 ⁹⁵²⁴	AP5263		.043	
----------------------------------	--------	--------------------------	--------	--	------	--

*NOTE: O.E. Recommended Plug *REMARQUE : bouchon recommandé pour l'équipement d'origine *NOTA: Se recomienda conector del equipo original

Se Section 9 pour les remarques en français en bas de page. Ver Sección 9 para las páginas de notas de pie de página español.

⁹⁵²⁴ Fine wire

Passenger Cars & Light Trucks 2011 - 1996



Autolite XP^{®}**
IRIDIUM
ENHANCED
.6mm FINEWIRE

Autolite[®]
DOUBLE
PLATINUM

Autolite[®]
PLATINUM &
REVOLUTION HT[®]

Autolite[®]
COPPER
CORE

GAP
ÉNCARTEMENT
ESPACIO

Autolite[®]
GLOW
PLUGS

2001 SATURN CAR LS Series (Cont'd)

V6-3.0L F/inj. (24V) DOHC (R)	XP3924	APP3924	AP3924	*3924	.040	
-------------------------------	--------	---------	--------	--------------	------	--

LW Series

4-2.2L F/inj. (16V) DOHC L61 (F)	XP5263	*APP5263 ⁹⁵²⁴	AP5263		.043	
V6-3.0L F/inj. (24V) DOHC (R)	XP3924	APP3924	AP3924	*3924	.040	

SC Series

4-1.9L F/inj. (16V) DOHC (7)	XP3924	*APP3924	AP3924	3924	.040	
4-1.9L F/inj. (8V) SOHC (8)		*APP3926		3926	.040	

SL Series

4-1.9L F/inj. (16V) DOHC (7)	XP3924	*APP3924	AP3924	3924	.040	
4-1.9L F/inj. (8V) SOHC (8)		*APP3926		3926	.040	

SW Series

4-1.9L F/inj. (16V) DOHC (7)	XP3924	*APP3924	AP3924	3924	.040	
------------------------------	--------	-----------------	--------	------	------	--

2000 LS Series

4-2.2L F/inj. (16V) DOHC L61 (F)	XP5263	*APP5263 ⁹⁵²⁴	AP5263		.043	
V6-3.0L F/inj. (24V) DOHC (R)	XP3924	APP3924	AP3924	*3924	.040	

LW Series

4-2.2L F/inj. (16V) DOHC L61 (F)	XP5263	*APP5263 ⁹⁵²⁴	AP5263		.043	
V6-3.0L F/inj. (24V) DOHC (R)	XP3924	APP3924	AP3924	*3924	.040	

SC Series

4-1.9L F/inj. (16V) DOHC (7)	XP3924	APP3924	AP3924	*3924	.040	
4-1.9L F/inj. (8V) SOHC (8)		APP3926		*3926	.040	

SL Series

4-1.9L F/inj. (16V) DOHC (7)	XP3924	APP3924	AP3924	*3924	.040	
4-1.9L F/inj. (8V) SOHC (8)		APP3926		*3926	.040	

SW Series

4-1.9L F/inj. (16V) DOHC (7)	XP3924	APP3924	AP3924	*3924	.040	
------------------------------	--------	---------	--------	--------------	------	--

1999 SC Series

4-1.9L F/inj. (16V) DOHC (7)		APP3926		*3926	.040	
4-1.9L F/inj. (8V) SOHC (8)						

SL Series

4-1.9L F/inj. (16V) DOHC (7)		APP3926		*3926	.040	
4-1.9L F/inj. (8V) SOHC (8)						

SW Series

4-1.9L F/inj. (16V) DOHC (7)		APP3926		*3926	.040	
4-1.9L F/inj. (8V) SOHC (8)						

1998 SC Series

4-1.9L F/inj. (16V) DOHC (7)		APP3926		*3926	.040	
4-1.9L F/inj. (8V) SOHC (8)						

SL Series

4-1.9L F/inj. (16V) DOHC (7)		APP3926		*3926	.040	
4-1.9L F/inj. (8V) SOHC (8)						

SW Series

4-1.9L F/inj. (16V) DOHC (7)		APP3926		*3926	.040	
4-1.9L F/inj. (8V) SOHC (8)						

1997 SC Series

4-1.9L F/inj. (16V) DOHC (7)		APP3926		*3926	.040	
4-1.9L F/inj. (8V) SOHC (8)						

SL Series

4-1.9L F/inj. (16V) DOHC (7)		APP3926		*3926	.040	
4-1.9L F/inj. (8V) SOHC (8)						

SW Series

4-1.9L F/inj. (16V) DOHC (7)		APP3926		*3926	.040	
4-1.9L F/inj. (8V) SOHC (8)						

***NOTE: O.E. Recommended Plug *REMARQUE : bouchon recommandé pour l'équipement d'origine *NOTA: Se recomienda conector del equipo original**

Se Section 9 pour les remarques en français en bas de page. Ver Seccion 9 para las páginas de notas de pie de página español.

⁹⁵²⁴ Fine wire

Passenger Cars & Light Trucks 2011 - 1996



Autolite XP^{®}**
IRIDIUM
ENHANCED
.6mm FINEWIRE

Autolite[®]
DOUBLE
PLATINUM

Autolite[®]
PLATINUM &
REVOLUTION HT[®]

Autolite[®]
COPPER
CORE

GAP
ÉNCARTEMENT
ESPACIO

Autolite[®]
GLOW
PLUGS

SATURN CAR (Cont'd)

1996 SC Series

4-1.9L F/inj. (16V) DOHC (7)
4-1.9L F/inj. (8V) SOHC (8)

APP3926

***3926**

.040

SL Series

4-1.9L F/inj. (16V) DOHC (7)
4-1.9L F/inj. (8V) SOHC (8)

APP3926

***3926**

.040

SW Series

4-1.9L F/inj. (16V) DOHC (7)
4-1.9L F/inj. (8V) SOHC (8)

APP3926

***3926**

.040

2010 SATURN TRUCK (includes light trucks, vans, SUV's)

Outlook

V6-3.6L D.I. (24V) DOHC LLT (D)

***APP5683**

.040

Vue Hybrid, Green Line

4-2.4L F/inj. (16V) DOHC LAT (Z)

***XP5263**

APP5263

AP5263

.040

Vue, Red Line

4-2.4L F/inj. (16V) DOHC (5)
4-2.4L F/inj. (16V) DOHC Flex Fuel LE9 (V)
4-2.4L F/inj. (16V) DOHC LE5 (Ecotec) (B)
4-2.4L F/inj. (16V) DOHC LE5 (Ecotec) (P)

***XP5263**

APP5263

AP5263

.040

V6-3.5L F/inj. LZ4 (N)

***XP606**

APP606

AP606

606

.060

V6-3.6L F/inj. (24V) DOHC LCS (B)

***APP5683**

.050

V6-3.6L F/inj. (24V) DOHC LY7 (7)

2009 Outlook

V6-3.6L D.I. (24V) DOHC LLT (D)

***XP5263**

APP5263

AP5263

.040

Vue Hybrid, Green Line

4-2.4L F/inj. (16V) DOHC LAT (Z)

***XP5263**

APP5263

AP5263

.040

V6-3.6L F/inj. (B)

***XP5263**

APP5263

AP5263

.050

Vue, Red Line

4-2.4L F/inj. (16V) DOHC LE5 (P)

***XP5263**

APP5263

AP5263

.040

V6-3.5L F/inj. OHV (N)

***XP606**

APP606

AP606

606

.060

V6-3.6L F/inj. (24V) DOHC LY7 (7)

***XP5263**

APP5263

AP5263

.050

2008 Outlook

V6-3.6L F/inj. (24V) DOHC LY7 (7)

***XP5263**

APP5263

AP5263

.040

Vue Hybrid, Green Line

4-2.4L F/inj. (16V) DOHC (Z)

***XP5263**

APP5263

AP5263

.040

Vue, Red Line

4-2.4L F/inj. (16V) DOHC LE5 (P)

***XP5263**

APP5263

AP5263

.040

V6-3.5L F/inj. OHV (N)

***XP606**

APP606

AP606

606

.060

V6-3.6L F/inj. (24V) DOHC LY7 (7)

***XP5263**

APP5263

AP5263

.050

2007 Outlook

V6-3.6L F/inj. (24V) DOHC (7)

***XP5263**

APP5263

AP5263

.040

Relay

V6-3.5L F/inj. (L)
V6-3.9L F/inj. Flex Fuel LGD (W)
V6-3.9L F/inj. LZ9 (1)

***XP606**

APP606

AP606

606

.060

Vue Hybrid, Green Line

4-2.4L F/inj. (16V) DOHC (Z)

XP5263

***APP5263⁹⁵²⁴**

AP5263

.040

Vue, Red Line

4-2.2L F/inj. (16V) DOHC (Ecotec) (D)

***XP5263**

APP5263

AP5263

.043

4-2.4L F/inj. (16V) DOHC (B)

XP5263

***APP5263⁹⁵²⁴**

AP5263

.040

V6-3.5L F/inj. (24V) SOHC (4)

XP3924

***APP3924**

AP3924

3924

.040

***NOTE: O.E. Recommended Plug *REMARQUE : bouchon recommandé pour l'équipement d'origine *NOTA: Se recomienda conector del equipo original**

Se Section 9 pour les remarques en français en bas de page. Ver Sección 9 para las páginas de notas de pie de página español.

⁹⁵²⁴ Fine wire

Passenger Cars & Light Trucks 2011 - 1996



Autolite XP[®]**
IRIDIUM
ENHANCED
.6mm FINEWIRE

Autolite[®]
DOUBLE
PLATINUM

Autolite[®]
PLATINUM &
REVOLUTION HT[®]

Autolite[®]
COPPER
CORE

GAP
ÉCARTEMENT
ESPACIO

Autolite[®]
GLOW
PLUGS

SATURN TRUCK (includes light trucks, vans, SUV's) (Cont'd)

2006 Relay

V6-3.5L F/inj. (L) V6-3.9L F/inj. LZ9 (1)	*XP606	APP606	AP606	606	.060	
--	---------------	--------	-------	-----	------	--

Vue, Red Line

4-2.2L F/inj. (16V) DOHC (Ecotec) (D)	XP5263	*APP5263 ⁹⁵²⁴	AP5263		.043	
V6-3.5L F/inj. (24V) SOHC (4)	XP3924	*APP3924	AP3924	3924	.040	

2005 Relay

V6-3.5L F/inj. (L)	*XP606	APP606	AP606	606	.060	
--------------------	---------------	--------	-------	-----	------	--

Vue, Red Line

4-2.2L F/inj. (16V) DOHC (Ecotec) (D)	XP5263	*APP5263 ⁹⁵²⁴	AP5263		.043	
V6-3.5L F/inj. (24V) SOHC (4)	XP3924	*APP3924	AP3924	3924	.040	

2004 Vue, Red Line

4-2.2L F/inj. (16V) DOHC (Ecotec) (D)	XP5263	*APP5263 ⁹⁵²⁴	AP5263		.043	
V6-3.5L F/inj. (24V) SOHC (8)	XP3924	*APP3924	AP3924	3924	.040	

2003 Vue

4-2.2L F/inj. (16V) DOHC (Ecotec) (D)	XP5263	*APP5263 ⁹⁵²⁴	AP5263		.043	
V6-3.0L F/inj. (24V) DOHC (R)	XP3924	APP3924	AP3924	*3924	.040	

2002 Vue

4-2.2L F/inj. (16V) DOHC (Ecotec) (D)	XP5263	*APP5263 ⁹⁵²⁴	AP5263		.043	
V6-3.0L F/inj. (24V) DOHC	XP3924	APP3924	AP3924	*3924	.040	

2011 SCION CAR

tC Sport Coupe

4-2.5L F/inj. (16V) DOHC 2AR-FE	*XP5325	APP5325			.044	
---------------------------------	----------------	---------	--	--	------	--

xB

4-2.4L F/inj. (16V) DOHC 2AZ-FE	*XP3923	APP3923	AP3923	3923	.044	
4-2.5L F/inj. (16V) DOHC 2AR-FE						

xD

4-1.8L F/inj. (16V) DOHC 2ZR-FE (U)		*APP5683			.044	
-------------------------------------	--	-----------------	--	--	------	--

2010 tC Sport Coupe

4-2.4L F/inj. (16V) DOHC 2AZ-FE	*XP3923	APP3923	AP3923	3923	.044	
---------------------------------	----------------	---------	--------	------	------	--

xB

4-2.4L F/inj. (16V) DOHC 2AZ-FE	*XP3923	APP3923	AP3923	3923	.044	
---------------------------------	----------------	---------	--------	------	------	--

xD

4-1.8L F/inj. (16V) DOHC 2ZR-FE (U)		*APP5683			.044	
-------------------------------------	--	-----------------	--	--	------	--

2009 tC Sport Coupe

4-2.4L F/inj. (16V) DOHC 2AZ-FE	*XP3923	APP3923	AP3923	3923	.044	
---------------------------------	----------------	---------	--------	------	------	--

xB

4-2.4L F/inj. (16V) DOHC 2AZ-FE	*XP3923	APP3923	AP3923	3923	.044	
---------------------------------	----------------	---------	--------	------	------	--

xD

4-1.8L F/inj. (16V) DOHC 2ZR-FE (U)		*APP5683			.044	
-------------------------------------	--	-----------------	--	--	------	--

2008 tC Sport Coupe

4-2.4L F/inj. (16V) DOHC 2AZ-FE	*XP3923	APP3923	AP3923	3923	.044	
---------------------------------	----------------	---------	--------	------	------	--

xB

4-2.4L F/inj. (16V) DOHC 2AZ-FE	*XP3923	APP3923	AP3923	3923	.044	
---------------------------------	----------------	---------	--------	------	------	--

xD

4-1.8L F/inj. (16V) DOHC 2ZR-FE (U)		*APP5683			.044	
-------------------------------------	--	-----------------	--	--	------	--

2007 tC Sport Coupe

4-2.4L F/inj. (16V) DOHC 2AZ-FE	*XP3923	APP3923	AP3923	3923	.044	
---------------------------------	----------------	---------	--------	------	------	--

*NOTE: O.E. Recommended Plug *REMARQUE : bouchon recommandé pour l'équipement d'origine *NOTA: Se recomienda conector del equipo original

Se Section 9 pour les remarques en français en bas de page. Ver Seccion 9 para las páginas de notas de pie de página español.

⁹⁵²⁴ Fine wire

Passenger Cars & Light Trucks 2011 - 1996



Autolite XP^{®}**
IRIDIUM
ENHANCED
.6mm FINEWIRE

Autolite[®]
DOUBLE
PLATINUM

Autolite[®]
PLATINUM &
REVOLUTION HT[®]

Autolite[®]
COPPER
CORE

GAP
ÉNCARTEMENT
ESPACIO

Autolite[®]
GLOW
PLUGS

2007 SCION CAR (Cont'd)

xA							
4-1.5L F/inj. (16V) DOHC VVT-I	XP3924	APP3924	AP3924	*3924	.044		

xB							
4-1.5L F/inj. (16V) DOHC VVT-I	XP3924	APP3924	AP3924	*3924	.044		

2006 tC Sport Coupe

4-2.4L F/inj. (16V) DOHC 2AZ-FE	*XP3923	APP3923	AP3923	3923	.044		
---------------------------------	----------------	---------	--------	------	------	--	--

xA							
4-1.5L F/inj. (16V) DOHC VVT-I	XP3924	APP3924	AP3924	*3924	.044		

xB							
4-1.5L F/inj. (16V) DOHC VVT-I	XP3924	APP3924	AP3924	*3924	.044		

2005 tC Sport Coupe

4-2.4L F/inj. (16V) SOHC VVT-I	*XP3923	APP3923	AP3923	3923	.044		
--------------------------------	----------------	---------	--------	------	------	--	--

xA							
4-1.5L F/inj. (16V) DOHC VVT-I	XP3924	APP3924	AP3924	*3924	.044		

xB							
4-1.5L F/inj. (16V) DOHC VVT-I	XP3924	APP3924	AP3924	*3924	.044		

2004 xA

4-1.5L F/inj. (16V) DOHC VVT-I	XP3924	APP3924	AP3924	*3924	.044		
--------------------------------	--------	---------	--------	--------------	------	--	--

xB							
4-1.5L F/inj. (16V) DOHC VVT-I	XP3924	APP3924	AP3924	*3924	.044		

2003 xA

4-1.5L F/inj. (16V) DOHC VVT-I	XP3924	APP3924	AP3924	*3924	.044		
--------------------------------	--------	---------	--------	--------------	------	--	--

xB							
4-1.5L F/inj. (16V) DOHC VVT-I	XP3924	APP3924	AP3924	*3924	.044		

2000 SHELBY CAR

Series 1

V8-4.0L F/inj.	XP104	*APP104 ⁹⁵²⁴	AP104	104	.050		
V8-4.0L F/inj. SC				*AR94	.050		

1999 Series 1

V8-4.0L F/inj.	XP104	*APP104 ⁹⁵²⁴	AP104	104	.050		
V8-4.0L F/inj. SC				*AR94	.050		

2011 SUBARU CAR

Impreza

4-2.5L F/inj. (16V) DOHC EJ255 Turbo (7)	*XP5325	APP5325			.044		
4-2.5L F/inj. (16V) DOHC EJ257 Turbo HO (8)							
4-2.5L F/inj. (16V) SOHC EJ253 (6)	XP3924	*APP3924	AP3924	3924	.044		

Legacy

4-2.5L D.I. (16V) DOHC EJ255 Turbo (F)	*XP5325	APP5325			.044		
4-2.5L F/inj. (16V) DOHC EJ253 (B)	*XP3923	APP3923	AP3923	3923	.044		
H6-3.6L F/inj. (24V) DOHC EZ36D	*XP5325	APP5325			.044		

Outback, Sedan, Sport, Wagon

4-2.5L F/inj. (16V) DOHC EJ253 (B)	*XP3923	APP3923	AP3923	3923	.044		
H6-3.6L F/inj. (24V) DOHC EZ36D	*XP5325	APP5325			.044		

2010 Impreza

4-2.5L F/inj. (16V) DOHC EJ255 Turbo (7)	*XP5325	APP5325			.044		
4-2.5L F/inj. (16V) DOHC EJ257 Turbo HO (8)							
4-2.5L F/inj. (16V) SOHC EJ253 (6)	XP3924	*APP3924	AP3924	3924	.044		

Legacy

4-2.5L D.I. (16V) DOHC EJ255 Turbo (F)	*XP5325	APP5325			.044		
--	----------------	---------	--	--	------	--	--

***NOTE: O.E. Recommended Plug *REMARQUE : bouchon recommandé pour l'équipement d'origine *NOTA: Se recomienda conector del equipo original**

Se Section 9 pour les remarques en français en bas de page. Ver Seccion 9 para las páginas de notas de pie de página español.

⁹⁵²⁴ Fine wire

Passenger Cars & Light Trucks 2011 - 1996



Autolite XP^{®}**
IRIDIUM
ENHANCED
.6mm FINEWIRE

Autolite[®]
DOUBLE
PLATINUM

Autolite[®]
PLATINUM &
REVOLUTION HT[®]

Autolite[®]
COPPER
CORE

GAP
ÉNCARTEMENT
ESPACIO

Autolite[®]
GLOW
PLUGS

2010 SUBARU CAR Legacy (Cont'd)

4-2.5L F/inj. (16V) DOHC EJ253 (C)	*XP3923	APP3923	AP3923	3923	.044	
H6-3.6L F/inj. (24V) DOHC EZ36D	*XP5325	APP5325			.044	

Outback, Sedan, Sport, Wagon

4-2.5L F/inj. (16V) DOHC EJ253 (B)	*XP3923	APP3923	AP3923	3923	.044	
H6-3.6L F/inj. (24V) DOHC EZ36D	*XP5325	APP5325			.044	

2009 Impreza

4-2.5L F/inj. (16V) DOHC EJ255 Turbo	*XP5325	APP5325			.044	
4-2.5L F/inj. (16V) DOHC EJ257 Turbo HO (8)						
4-2.5L F/inj. (16V) SOHC EJ253 (6)	XP3924	*APP3924	AP3924	3924	.044	

Legacy

4-2.5L F/inj. (16V) DOHC EJ255 Turbo	*XP5325	APP5325			.044	
4-2.5L F/inj. (16V) SOHC EJ253 (6)	XP3924	*APP3924	AP3924	3924	.044	
H6-3.0L F/inj. (24V) DOHC EZ30D	*XP5325	APP5325			.044	

Outback, Sedan, Sport, Wagon

4-2.5L F/inj. (16V) DOHC EJ255 Turbo	*XP5325	APP5325			.044	
4-2.5L F/inj. (16V) SOHC EJ253 (6)	XP3924	*APP3924	AP3924	3924	.044	
H6-3.0L F/inj. (24V) DOHC EZ30D	*XP5325	APP5325			.044	

2008 Impreza

4-2.5L F/inj. (16V) DOHC EJ255 Turbo	*XP5325	APP5325			.044	
4-2.5L F/inj. (16V) DOHC EJ257 Turbo HO (7)						
4-2.5L F/inj. (16V) SOHC EJ253 (6)	XP3924	*APP3924	AP3924	3924	.044	

Legacy

4-2.5L F/inj. (16V) DOHC EJ255 Turbo	*XP5325	APP5325			.044	
4-2.5L F/inj. (16V) SOHC EJ253 (6)	XP3924	*APP3924	AP3924	3924	.044	
H6-3.0L F/inj. (24V) DOHC EZ30D	*XP5325	APP5325			.044	

Outback, Sedan, Sport, Wagon

4-2.5L F/inj. (16V) DOHC EJ255 Turbo	*XP5325	APP5325			.044	
4-2.5L F/inj. (16V) SOHC EJ253 (6)	XP3924	*APP3924	AP3924	3924	.044	
H6-3.0L F/inj. (24V) DOHC EZ30D	*XP5325	APP5325			.044	

2007 Impreza

4-2.5L F/inj. (16V) DOHC EJ255 Turbo	*XP5325	APP5325			.044	
4-2.5L F/inj. (16V) DOHC EJ257 Turbo HO (7)						
4-2.5L F/inj. (16V) SOHC EJ253 (6)	XP3923	*APP3923	AP3923	3923	.044	

Legacy

4-2.5L F/inj. (16V) DOHC EJ255 Turbo	*XP5325	APP5325			.044	
4-2.5L F/inj. (16V) DOHC EJ257 Turbo HO (7)						
4-2.5L F/inj. (16V) SOHC EJ253 (6)	XP3924	*APP3924	AP3924	3924	.044	

Outback, Sedan, Sport, Wagon

4-2.5L F/inj. (16V) DOHC EJ255 Turbo	*XP5325	APP5325			.044	
4-2.5L F/inj. (16V) DOHC EJ257 Turbo HO (7)						
4-2.5L F/inj. (16V) SOHC EJ253 (6)	XP3924	*APP3924	AP3924	3924	.044	
H6-3.0L F/inj. (24V) DOHC EZ30D	*XP5325	APP5325			.044	

2006 Impreza

4-2.5L F/inj. (16V) DOHC EJ255 Turbo	*XP5325	APP5325			.044	
4-2.5L F/inj. (16V) DOHC EJ257 Turbo HO (7)						
4-2.5L F/inj. (16V) SOHC (5) CAN	XP3923	*APP3923	AP3923	3923	.044	
4-2.5L F/inj. (16V) SOHC EJ253 (6)						

Legacy

4-2.5L F/inj. (16V) DOHC EJ255 Turbo	*XP5325	APP5325			.044	
4-2.5L F/inj. (16V) DOHC EJ257 Turbo HO (7)						
4-2.5L F/inj. (16V) SOHC EJ253 (6)	XP3924	*APP3924	AP3924	3924	.044	

***NOTE: O.E. Recommended Plug *REMARQUE : bouchon recommandé pour l'équipement d'origine *NOTA: Se recomienda conector del equipo original**

See Section 9 pour les remarques en français en bas de page. Ver Sección 9 para las páginas de notas de pie de página español.

Passenger Cars & Light Trucks 2011 - 1996



Autolite XP^{®}**
IRIDIUM
ENHANCED
.6mm FINEWIRE

Autolite[®]
DOUBLE
PLATINUM

Autolite[®]
PLATINUM &
REVOLUTION HT[®]

Autolite[®]
COPPER
CORE

GAP
ÉNCARTEMENT
ESPACIO

Autolite[®]
GLOW
PLUGS

2006 SUBARU CAR (Cont'd)

Outback, Sedan, Sport, Wagon

4-2.5L F/inj. (16V) DOHC EJ255 Turbo	*XP5325	APP5325			.044	
4-2.5L F/inj. (16V) DOHC EJ257 Turbo HO (7)						
4-2.5L F/inj. (16V) SOHC EJ253 (6)	XP3924	*APP3924	AP3924	3924	.044	
H6-3.0L F/inj. (24V) DOHC EZ30D	*XP5325	APP5325			.044	

2005 Impreza

4-2.0L F/inj. (16V) DOHC EJ205 Turbo (6)	XP3923	*APP3923	AP3923	3923	.044	
4-2.5L F/inj. (16V) DOHC EJ255 Turbo	*XP5325	APP5325			.044	
4-2.5L F/inj. (16V) DOHC Turbo HO (7)						
4-2.5L F/inj. (16V) SOHC (5) CAN	XP3923	*APP3923	AP3923	3923	.044	
4-2.5L F/inj. (16V) SOHC EJ253 (6)						

Legacy

4-2.5L F/inj. (16V) DOHC EJ255 Turbo	*XP5325	APP5325			.044	
4-2.5L F/inj. (16V) DOHC EJ257 Turbo HO (7)						
4-2.5L F/inj. (16V) SOHC EJ253 (6)	XP3924	*APP3924	AP3924	3924	.044	

Outback, Sedan, Sport, Wagon

4-2.5L F/inj. (16V) DOHC EJ255 Turbo	*XP5325	APP5325			.044	
4-2.5L F/inj. (16V) DOHC EJ257 Turbo HO (7)						
4-2.5L F/inj. (16V) SOHC EJ253 (6)	XP3924	*APP3924	AP3924	3924	.044	
H6-3.0L F/inj. (24V) DOHC EZ30D	*XP5325	APP5325			.044	

2004 Impreza

4-2.0L F/inj. (16V) DOHC EJ205 Turbo (6)	XP3923	*APP3923	AP3923	3923	.044	
4-2.5L F/inj. (16V) DOHC EJ251 (6)						
4-2.5L F/inj. (16V) DOHC EJ257 Turbo HO (7)	*XP5325	APP5325			.044	

Legacy

4-2.5L F/inj. (16V) SOHC EJ253 (6)	XP3923	APP3923	AP3923	*3923	.044	
4-2.5L F/inj. (16V) SOHC EJ259						

Outback, Sedan, Sport, Wagon

4-2.5L F/inj. (16V) SOHC EJ253 (6)	XP3923	APP3923	AP3923	*3923	.044	
4-2.5L F/inj. (16V) SOHC EJ259						
H6-3.0L F/inj. (24V) DOHC EZ30D	XP5325	*APP5325 ⁹⁵²⁴			.044	

2003 Impreza

4-2.0L F/inj. (16V) DOHC EJ205 Turbo (6)	XP3923	*APP3923	AP3923	3923	.044	
4-2.5L F/inj. (16V) DOHC EJ251 (6)	XP3923	APP3923	AP3923	*3923	.044	

Legacy

4-2.5L F/inj. (16V) SOHC EJ253 (6)	XP3923	*APP3923	AP3923	3923	.044	
H6-3.0L F/inj. (24V) DOHC	XP5325	*APP5325 ⁹⁵²⁴			.044	

Outback, Sedan, Sport, Wagon

4-2.5L F/inj. (16V) SOHC EJ253 (6)	XP3923	*APP3923	AP3923	3923	.044	
H6-3.0L F/inj. (24V) DOHC EZ30D	XP5325	*APP5325 ⁹⁵²⁴			.044	

2002 Impreza

4-2.0L F/inj. (16V) DOHC EJ205 Turbo (6)	XP3923	*APP3923	AP3923	3923	.030	
4-2.5L F/inj. (16V) DOHC EJ251 (6)	XP3923	APP3923	AP3923	*3923	.044	
4-2.5L F/inj. (16V) SOHC EJ25D						

Legacy

4-2.5L F/inj. (16V) SOHC EJ253 (6)	XP3923	*APP3923	AP3923	3923	.044	
H6-3.0L F/inj. (24V) DOHC	XP5325	*APP5325 ⁹⁵²⁴			.044	

Outback, Sedan, Sport, Wagon

4-2.5L F/inj. (16V) SOHC EJ253 (6)	XP3923	*APP3923	AP3923	3923	.044	
H6-3.0L F/inj. (24V) DOHC EZ30D	XP5325	*APP5325 ⁹⁵²⁴			.044	

2001 Impreza

4-2.2L F/inj. (16V) SOHC EJ222 (4)	XP3923	APP3923	AP3923	*3923	.044	
4-2.5L F/inj. (16V) DOHC EJ251 (6)						

***NOTE: O.E. Recommended Plug *REMARQUE : bouchon recommandé pour l'équipement d'origine *NOTA: Se recomienda conector del equipo original**

Se Section 9 pour les remarques en français en bas de page. Ver Sección 9 para las páginas de notas de pie de página español.

⁹⁵²⁴ Fine wire

Passenger Cars & Light Trucks 2011 - 1996



Autolite XP^{®}**
IRIDIUM
ENHANCED
.6mm FINEWIRE

Autolite[®]
DOUBLE
PLATINUM

Autolite[®]
PLATINUM &
REVOLUTION HT[®]

Autolite[®]
COPPER
CORE

GAP
ÉCARTEMENT
ESPACIO

Autolite[®]
GLOW
PLUGS

2001 SUBARU CAR (Cont'd)

Legacy

4-2.5L F/inj. (16V) DOHC EJ253 (6)	XP3923	*APP3923	AP3923	3923	.044	
------------------------------------	--------	-----------------	--------	------	------	--

Outback, Sedan, Sport, Wagon

4-2.2L F/inj. (16V) SOHC EJ222 (4)	XP3923	APP3923	AP3923	*3923	.044	
4-2.5L F/inj. (16V) DOHC EJ253 (6)	XP3923	*APP3923	AP3923	3923	.044	
H6-3.0L F/inj. (24V) DOHC EZ30D	XP5325	*APP5325 ⁹⁵²⁴			.044	

2000 Impreza

4-2.2L F/inj. (16V) SOHC EJ222 (4)	XP3923	APP3923	AP3923	*3923	.044	
4-2.5L F/inj. (16V) DOHC EJ251 (6)						

Legacy

4-2.2L F/inj. (16V) SOHC EJ22E (4)	XP3923	APP3923	AP3923	*3923	.044	
4-2.5L F/inj. (16V) DOHC EJ251 (6)						
4-2.5L F/inj. (16V) DOHC EJ252						

1999 Impreza

4-2.2L F/inj. (16V) SOHC EJ222 (4)	XP3923	APP3923	AP3923	*3923	.044	
4-2.2L F/inj. (16V) SOHC EJ223						
4-2.5L F/inj. (16V) DOHC EJ253	XP3923	*APP3923	AP3923	3923	.044	

Legacy

4-2.2L F/inj. (16V) SOHC EJ22E (4)	XP3923	APP3923	AP3923	*3923	.044	
4-2.5L F/inj. (16V) DOHC EJ25D (6)	XP3924	*APP3924	AP3924	3924	.044	

1998 Impreza

4-2.2L F/inj. (16V) SOHC EJ22E	XP3923	APP3923	AP3923	*3923	.044	
4-2.2L F/inj. (16V) SOHC EJ22EZ Turbo						
4-2.5L F/inj. (16V) DOHC EJ25D (6)	XP3924	*APP3924	AP3924	3924	.044	

Legacy

4-2.2L F/inj. (16V) SOHC EJ22E (4)	XP3923	APP3923	AP3923	*3923	.044	
4-2.5L F/inj. (16V) DOHC EJ25D	XP3924	*APP3924	AP3924	3924	.044	

1997 Impreza

4-1.8L F/inj. EJ18E (2)	XP3923	APP3923	AP3923	*3923	.044	
4-2.2L F/inj. (16V) SOHC EJ22E (4)						

Legacy

4-2.2L F/inj. (16V) SOHC EJ22E (4)	XP3923	APP3923	AP3923	*3923	.044	
4-2.5L F/inj. (16V) DOHC EJ25D	XP3924	*APP3924	AP3924	3924	.044	

SVX

6-3.3L F/inj. (16V) DOHC EJ33 (8)	XP3923	*APP3923	AP3923	3923	.044	
-----------------------------------	--------	-----------------	--------	------	------	--

1996 Impreza

4-1.8L F/inj. EJ18E (2)	XP3923	APP3923	AP3923	*3923	.044	
4-2.2L F/inj. (16V) SOHC EJ22E (4)						

Legacy

4-2.2L F/inj. (16V) SOHC EJ22E (4)	XP3923	APP3923	AP3923	*3923	.044	
4-2.5L F/inj. (16V) DOHC EJ25D	XP3924	*APP3924	AP3924	3924	.044	

SVX

6-3.3L F/inj. (16V) DOHC EJ33D (8)	XP3923	*APP3923	AP3923	3923	.044	
------------------------------------	--------	-----------------	--------	------	------	--

2011 SUBARU TRUCK (includes light trucks, vans, SUV's)

Forester

4-2.5L F/inj. (16V) DOHC EJ255 Turbo (6)	*XP5325	APP5325			.044	
4-2.5L F/inj. (16V) SOHC FB25BA	XP3924	*APP3924	AP3924	3924	.044	
4-2.5L F/inj. (16V) SOHC FB25BC						

Tribeca

H6-3.6L F/inj. (24V) DOHC EZ36D (9)	*XP5325	APP5325			.044	
-------------------------------------	----------------	---------	--	--	------	--

***NOTE: O.E. Recommended Plug *REMARQUE : bouchon recommandé pour l'équipement d'origine *NOTA: Se recomienda conector del equipo original**

Se Section 9 pour les remarques en français en bas de page. Ver Seccion 9 para las páginas de notas de pie de página español.

⁹⁵²⁴ Fine wire

Passenger Cars & Light Trucks 2011 - 1996



Autolite XP^{®}**
IRIDIUM
ENHANCED
.6mm FINEWIRE

Autolite[®]
DOUBLE
PLATINUM

Autolite[®]
PLATINUM &
REVOLUTION HT[®]

Autolite[®]
COPPER
CORE

GAP
ÉNCARTEMENT
ESPACIO

Autolite[®]
GLOW
PLUGS

SUBARU TRUCK (includes light trucks, vans, SUV's) (Cont'd)

2010 Forester

4-2.5L F/inj. (16V) DOHC EJ255 Turbo (6)	*XP5325	APP5325			.044	
4-2.5L F/inj. (16V) SOHC EJ253 (6)	XP3924	*APP3924	AP3924	3924	.044	

Tribeca

H6-3.6L F/inj. (24V) DOHC EZ36D (9)	*XP5325	APP5325			.044	
-------------------------------------	----------------	---------	--	--	------	--

2009 Forester

4-2.5L F/inj. (16V) DOHC EJ255 Turbo	*XP5325	APP5325			.044	
4-2.5L F/inj. (16V) SOHC EJ253	XP3924	*APP3924	AP3924	3924	.044	

Tribeca

H6-3.6L F/inj. (24V) DOHC EZ36D	*XP5325	APP5325			.044	
---------------------------------	----------------	---------	--	--	------	--

2008 Forester

4-2.5L F/inj. (16V) DOHC EJ255 Turbo	*XP5325	APP5325			.044	
4-2.5L F/inj. (16V) SOHC EJ253	XP3924	*APP3924	AP3924	3924	.044	

Tribeca

H6-3.6L F/inj. (24V) DOHC EZ36D	*XP5325	APP5325			.044	
---------------------------------	----------------	---------	--	--	------	--

2007 Forester

4-2.5L F/inj. (16V) DOHC EJ255 Turbo	*XP5325	APP5325			.044	
4-2.5L F/inj. (16V) SOHC EJ253	XP3923	*APP3923	AP3923	3923	.044	

Tribeca

H6-3.0L F/inj. (24V) DOHC EZ30D	*XP5325	APP5325			.044	
---------------------------------	----------------	---------	--	--	------	--

2006 Baja

4-2.5L F/inj. (16V) DOHC EJ255 Turbo	*XP5325	APP5325			.044	
4-2.5L F/inj. (16V) SOHC EJ253 (6)	XP3923	*APP3923	AP3923	3923	.044	

Forester

4-2.5L F/inj. (16V) DOHC EJ255 Turbo	*XP5325	APP5325			.044	
4-2.5L F/inj. (16V) SOHC EJ253	XP3923	*APP3923	AP3923	3923	.044	

Tribeca

H6-3.0L F/inj. (24V) DOHC EZ30D	*XP5325	APP5325			.044	
---------------------------------	----------------	---------	--	--	------	--

2005 Baja

4-2.5L F/inj. (16V) DOHC EJ255 Turbo	*XP5325	APP5325			.044	
4-2.5L F/inj. (16V) SOHC EJ253 (6)	XP3923	*APP3923	AP3923	3923	.044	

Forester

4-2.5L F/inj. (16V) DOHC EJ255 Turbo	*XP5325	APP5325			.044	
4-2.5L F/inj. (16V) SOHC EJ253	XP3923	*APP3923	AP3923	3923	.044	

2004 Baja

4-2.5L F/inj. (16V) DOHC EJ255 Turbo	*XP5325	APP5325			.044	
4-2.5L F/inj. (16V) SOHC EJ253 (6)	XP3923	*APP3923	AP3923	3923	.044	

Forester

4-2.5L F/inj. (16V) DOHC EJ251 (6)	XP3923	APP3923	AP3923	*3923	.044	
4-2.5L F/inj. (16V) DOHC EJ255 Turbo	*XP5325	APP5325			.044	

2003 Baja

4-2.5L F/inj. (16V) SOHC EJ253 (6)	XP3923	*APP3923	AP3923	3923	.044	
------------------------------------	--------	-----------------	--------	------	------	--

Forester

4-2.5L F/inj. (16V) DOHC EJ251 (6)	XP3923	APP3923	AP3923	*3923	.044	
------------------------------------	--------	---------	--------	--------------	------	--

2002 Forester

4-2.5L F/inj. (16V) DOHC EJ251 (6)	XP3923	APP3923	AP3923	*3923	.044	
------------------------------------	--------	---------	--------	--------------	------	--

2001 Forester

4-2.5L F/inj. (16V) DOHC EJ251 (6)	XP3923	*APP3923	AP3923	3923	.044	
------------------------------------	--------	-----------------	--------	------	------	--

***NOTE: O.E. Recommended Plug *REMARQUE : bouchon recommandé pour l'équipement d'origine *NOTA: Se recomienda conector del equipo original**

Se Section 9 pour les remarques en français en bas de page. Ver Seccion 9 para las páginas de notas de pie de página español.

Passenger Cars & Light Trucks 2011 - 1996



Autolite XP^{®}**
IRIDIUM
ENHANCED
.6mm FINEWIRE

Autolite[®]
DOUBLE
PLATINUM

Autolite[®]
PLATINUM &
REVOLUTION HT[®]

Autolite[®]
COPPER
CORE

GAP
ÉCARTEMENT
ESPACIO

Autolite[®]
GLOW
PLUGS

SUBARU TRUCK (includes light trucks, vans, SUV's) (Cont'd)

2000 Forester

4-2.5L F/inj. (16V) DOHC EJ251 (6)	XP3923	APP3923	AP3923	*3923	.044	
------------------------------------	--------	---------	--------	--------------	------	--

1999 Forester

4-2.5L F/inj. (16V) DOHC EJ253 (6)	XP3923	APP3923	AP3923	*3923	.044	
------------------------------------	--------	---------	--------	--------------	------	--

1998 Forester

4-2.5L F/inj. (16V) DOHC EJ25D (6)	XP3924	*APP3924	AP3924	3924	.044	
------------------------------------	--------	-----------------	--------	------	------	--

2011 SUZUKI CAR

Kizashi

4-2.4L F/inj. (16V) DOHC J24B (9)	*XP5325	APP5325			.044	
-----------------------------------	----------------	---------	--	--	------	--

SX4

4-2.0L F/inj. (16V) DOHC J20B (5)	*XP5325	APP5325			.044	
-----------------------------------	----------------	---------	--	--	------	--

2010 Kizashi

4-2.4L F/inj. (16V) DOHC	*XP5325	APP5325			.044	
--------------------------	----------------	---------	--	--	------	--

SX4

4-2.0L F/inj. (16V) DOHC (4)	*XP5325	APP5325			.044	
------------------------------	----------------	---------	--	--	------	--

2009 Swift (Canada)

4-1.6L F/inj. (16V) DOHC (6) CAN	XP3923	APP3923	AP3923	*3923	.044	
4-1.6L F/inj. (16V) DOHC (E) CAN						

SX4

4-2.0L F/inj. (16V) DOHC (4)	*XP3924	APP3924	AP3924	3924	.044	
------------------------------	----------------	---------	--------	------	------	--

2008 Forenza

4-2.0L F/inj. (16V) DOHC (5)	XP5224	APP5224	AP5224	*5224	.044	
------------------------------	--------	---------	--------	--------------	------	--

Reno

4-2.0L F/inj. (16V) DOHC	XP5224	APP5224	AP5224	*5224	.044	
--------------------------	--------	---------	--------	--------------	------	--

Swift (Canada)

4-1.6L F/inj. (16V) DOHC (6) CAN	XP3923	APP3923	AP3923	*3923	.044	
----------------------------------	--------	---------	--------	--------------	------	--

SX4

4-2.0L F/inj. (16V) DOHC (4)	*XP3924	APP3924	AP3924	3924	.044	
4-2.0L F/inj. (16V) DOHC (4) CAN						

2007 Aerio Sedan, SX

4-2.3L F/inj. (16V) DOHC (6)	*XP3924	APP3924	AP3924	3924	.044	
------------------------------	----------------	---------	--------	------	------	--

Forenza

4-2.0L F/inj. (16V) DOHC (5)	XP5224	APP5224	AP5224	*5224	.044	
------------------------------	--------	---------	--------	--------------	------	--

Reno

4-2.0L F/inj. (16V) DOHC	XP5224	APP5224	AP5224	*5224	.044	
--------------------------	--------	---------	--------	--------------	------	--

Swift (Canada)

4-1.6L F/inj. (16V) DOHC (6) CAN	XP3923	APP3923	AP3923	*3923	.044	
----------------------------------	--------	---------	--------	--------------	------	--

SX4

4-2.0L F/inj. (16V) DOHC (4)	*XP3924	APP3924	AP3924	3924	.044	
------------------------------	----------------	---------	--------	------	------	--

2006 Aerio Sedan, SX

4-2.3L F/inj. (16V) DOHC (6)	*XP3924	APP3924	AP3924	3924	.044	
------------------------------	----------------	---------	--------	------	------	--

Forenza

4-2.0L F/inj. (16V) DOHC (5)	XP5224	APP5224	AP5224	*5224	.044	
------------------------------	--------	---------	--------	--------------	------	--

Reno

4-2.0L F/inj. (16V) DOHC	XP5224	APP5224	AP5224	*5224	.044	
--------------------------	--------	---------	--------	--------------	------	--

Swift (Canada)

4-1.6L F/inj. (16V) DOHC (6) CAN	XP3923	APP3923	AP3923	*3923	.044	
----------------------------------	--------	---------	--------	--------------	------	--

Verona

6-2.5L F/inj. (24V) DOHC	XP3923	APP3923	AP3923	*3923	.044	
--------------------------	--------	---------	--------	--------------	------	--

*NOTE: O.E. Recommended Plug *REMARQUE : bouchon recommandé pour l'équipement d'origine *NOTA: Se recomienda conector del equipo original

Se Section 9 pour les remarques en français en bas de page. Ver Seccion 9 para las páginas de notas de pie de página español.

Passenger Cars & Light Trucks 2011 - 1996



Autolite XP^{®}**
IRIDIUM
ENHANCED
.6mm FINEWIRE

Autolite[®]
DOUBLE
PLATINUM

Autolite[®]
PLATINUM &
REVOLUTION HT[®]

Autolite[®]
COPPER
CORE

GAP
ÉNCARTEMENT
ESPACIO

Autolite[®]
GLOW
PLUGS

SUZUKI CAR (Cont'd)

2005 Aerio Sedan, SX

4-2.3L F/inj. (16V) DOHC (6)	*XP3924	APP3924	AP3924	3924	.044	
------------------------------	----------------	---------	--------	------	------	--

Forenza

4-2.0L F/inj. (16V) DOHC (5)	XP5224	APP5224	AP5224	*5224	.044	
------------------------------	--------	---------	--------	--------------	------	--

Reno

4-2.0L F/inj. (16V) DOHC	*XP3924	APP3924	AP3924	3924	.040	
--------------------------	----------------	---------	--------	------	------	--

Swift (Canada)

4-1.6L F/inj. (16V) DOHC (6) CAN	XP3923	APP3923	AP3923	*3923	.044	
----------------------------------	--------	---------	--------	--------------	------	--

Verona

6-2.5L F/inj. (24V) DOHC	XP3923	APP3923	AP3923	*3923	.044	
--------------------------	--------	---------	--------	--------------	------	--

2004 Aerio Sedan, SX

4-2.3L F/inj. (16V) DOHC (6)	*XP3924	APP3924	AP3924	3924	.044	
------------------------------	----------------	---------	--------	------	------	--

Forenza

4-2.0L F/inj. (16V) DOHC (5)	XP5224	APP5224	AP5224	*5224	.044	
------------------------------	--------	---------	--------	--------------	------	--

Swift (Canada)

4-1.6L F/inj. (16V) DOHC (6) CAN	XP3923	APP3923	AP3923	*3923	.044	
----------------------------------	--------	---------	--------	--------------	------	--

Verona

6-2.5L F/inj. (24V) DOHC	XP3923	APP3923	AP3923	*3923	.044	
--------------------------	--------	---------	--------	--------------	------	--

2003 Aerio Sedan, SX

4-2.0L F/inj. (16V) DOHC (H)	*XP3924	APP3924	AP3924	3924	.040	
------------------------------	----------------	---------	--------	------	------	--

2002 Aerio Sedan, SX

4-2.0L F/inj. (16V) DOHC (H)	*XP3924	APP3924	AP3924	3924	.040	
------------------------------	----------------	---------	--------	------	------	--

Esteem

4-1.8L F/inj. (16V) DOHC J18A (4)	*XP3923	APP3923	AP3923	3923	.040	
-----------------------------------	----------------	---------	--------	------	------	--

2001 Esteem

4-1.6L F/inj. (16V) SOHC G16B (3)	XP3923	APP3923	AP3923	*3923	.032	
-----------------------------------	--------	---------	--------	--------------	------	--

4-1.8L F/inj. (16V) DOHC J18A (4)	*XP3923	APP3923	AP3923	3923	.040	
-----------------------------------	----------------	---------	--------	------	------	--

Swift

4-1.3L F/inj. (16V) SOHC G13B (2)	XP3923	APP3923	AP3923	*3923	.040	
-----------------------------------	--------	---------	--------	--------------	------	--

2000 Esteem

4-1.6L F/inj. (16V) SOHC G16B (3)	XP3923	APP3923	AP3923	*3923	.032	
-----------------------------------	--------	---------	--------	--------------	------	--

4-1.8L F/inj. (16V) DOHC J18A (4)	*XP3923	APP3923	AP3923	3923	.044	
-----------------------------------	----------------	---------	--------	------	------	--

Swift

4-1.3L F/inj. (16V) SOHC G13B (2)	XP3923	APP3923	AP3923	*3923	.044	
-----------------------------------	--------	---------	--------	--------------	------	--

1999 Esteem

4-1.6L F/inj. (16V) SOHC G16B (3)	XP3923	APP3923	AP3923	*3923	.032	
-----------------------------------	--------	---------	--------	--------------	------	--

4-1.8L F/inj. (16V) DOHC J18A (4)	XP3923	APP3923	AP3923	*3923	.044	
-----------------------------------	--------	---------	--------	--------------	------	--

Swift

4-1.3L F/inj. (16V) SOHC G13B (2)	XP3923	APP3923	AP3923	*3923	.044	
-----------------------------------	--------	---------	--------	--------------	------	--

1998 Esteem

4-1.6L F/inj. (16V) SOHC G16B (3)	XP3923	APP3923	AP3923	*3923	.032	
-----------------------------------	--------	---------	--------	--------------	------	--

Swift

4-1.3L F/inj. (16V) SOHC G13B (2)	XP3923	APP3923	AP3923	*3923	.044	
-----------------------------------	--------	---------	--------	--------------	------	--

1997 Esteem

4-1.6L F/inj. (16V) SOHC G16B (3)	XP3923	APP3923	AP3923	*3923	.032	
-----------------------------------	--------	---------	--------	--------------	------	--

Swift

4-1.3L F/inj. (16V) SOHC G13A (2)	XP63	APP63	AP63	*63	.044	
-----------------------------------	------	-------	------	------------	------	--

1996 Esteem

4-1.6L F/inj. (16V) SOHC G16B (3)	XP3923	APP3923	AP3923	*3923	.032	
-----------------------------------	--------	---------	--------	--------------	------	--

***NOTE: O.E. Recommended Plug *REMARQUE : bouchon recommandé pour l'équipement d'origine *NOTA: Se recomienda conector del equipo original**

Se Section 9 pour les remarques en français en bas de page. Ver Sección 9 para las páginas de notas de pie de página español.

SUZUKI CAR

Passenger Cars & Light Trucks 2011 - 1996



Autolite XP^{®}**
IRIDIUM
ENHANCED
.6mm FINEWIRE

Autolite[®]
DOUBLE
PLATINUM

Autolite[®]
PLATINUM &
REVOLUTION HT[®]

Autolite[®]
COPPER
CORE

GAP
ÉNCARTEMENT
ESPACIO

Autolite[®]
GLOW
PLUGS

1996 SUZUKI CAR (Cont'd)

Swift

4-1.3L F/inj. (16V) SOHC G13A (2)	XP63	APP63	AP63	*63	.044	
-----------------------------------	------	-------	------	------------	------	--

2011 SUZUKI TRUCK (includes light trucks, vans, SUV's)

Equator

4-2.5L F/inj. QR25DE (B)		*APP5683			.044	
V6-4.0L F/inj. (24V) DOHC VQ40DE	*XP5325	APP5325			.044	

Grand Vitara

4-2.4L F/inj. (16V) DOHC J24B (0)	*XP5325	APP5325			.044	
-----------------------------------	----------------	---------	--	--	------	--

2010 Equator

4-2.5L F/inj. QR25DE (B)		*APP5683			.044	
V6-4.0L F/inj. (24V) DOHC VQ40DE	*XP5325	APP5325			.044	

Grand Vitara

4-2.4L F/inj. (16V) DOHC J24B (0)	*XP5325	APP5325			.044	
V6-3.2L F/inj. (24V) DOHC N32A (1)	*XP5263	APP5263	AP5263		.044	

2009 Equator

4-2.5L F/inj. QR25DE		*APP5683			.044	
V6-4.0L F/inj. (24V) DOHC VQ40DE	*XP5325	APP5325			.044	

Grand Vitara

4-2.4L F/inj. (16V) DOHC	*XP5325	APP5325			.044	
V6-3.2L F/inj. (24V) DOHC	*XP5263	APP5263	AP5263		.044	

XL7

V6-3.6L F/inj. (24V) DOHC	*XP5263	APP5263	AP5263		.044	
---------------------------	----------------	---------	--------	--	------	--

2008 Grand Vitara

V6-2.7L F/inj. (24V) DOHC (9)	*XP3923	APP3923	AP3923	3923	.044	
V6-2.7L F/inj. (24V) DOHC (9) CAN						

XL7

V6-3.6L F/inj. (24V) DOHC	*XP5263	APP5263	AP5263		.044	
V6-3.6L F/inj. (24V) DOHC CAN						

2007 Grand Vitara

V6-2.7L F/inj. (24V) DOHC (9)	*XP3923	APP3923	AP3923	3923	.044	
-------------------------------	----------------	---------	--------	------	------	--

XL7

V6-3.6L F/inj. (24V) DOHC	*XP5263	APP5263	AP5263		.044	
---------------------------	----------------	---------	--------	--	------	--

2006 Grand Vitara

V6-2.7L F/inj. (24V) DOHC	*XP3923	APP3923	AP3923	3923	.044	
---------------------------	----------------	---------	--------	------	------	--

XL7

V6-2.7L F/inj. (24V) DOHC	*XP3923	APP3923	AP3923	3923	.044	
---------------------------	----------------	---------	--------	------	------	--

2005 Grand Vitara

V6-2.5L F/inj. (24V) DOHC	*XP3924	APP3924	AP3924	3924	.040	
---------------------------	----------------	---------	--------	------	------	--

Vitara

V6-2.5L F/inj. (24V) DOHC	*XP3924	APP3924	AP3924	3924	.040	
---------------------------	----------------	---------	--------	------	------	--

XL7

V6-2.7L F/inj. (24V) DOHC	*XP3923	APP3923	AP3923	3923	.040	
---------------------------	----------------	---------	--------	------	------	--

2004 Grand Vitara

V6-2.5L F/inj. (24V) DOHC	*XP3924	APP3924	AP3924	3924	.040	
V6-2.7L F/inj. (24V) DOHC						

Vitara

V6-2.5L F/inj. (24V) DOHC	*XP3924	APP3924	AP3924	3924	.040	
---------------------------	----------------	---------	--------	------	------	--

XL7

V6-2.7L F/inj. (24V) DOHC	*XP3923	APP3923	AP3923	3923	.040	
---------------------------	----------------	---------	--------	------	------	--

***NOTE: O.E. Recommended Plug *REMARQUE : bouchon recommandé pour l'équipement d'origine *NOTA: Se recomienda conector del equipo original**

Se Section 9 pour les remarques en français en bas de page. Ver Seccion 9 para las páginas de notas de pie de página español.

Passenger Cars & Light Trucks 2011 - 1996



Autolite XP^{®}**
IRIDIUM
ENHANCED
.6mm FINEWIRE

Autolite[®]
DOUBLE
PLATINUM

Autolite[®]
PLATINUM &
REVOLUTION HT[®]

Autolite[®]
COPPER
CORE

GAP
ÉCARTEMENT
ESPACIO

Autolite[®]
GLOW
PLUGS

SUZUKI TRUCK (includes light trucks, vans, SUV's) (Cont'd)

2003 Grand Vitara

V6-2.5L F/inj. (24V) DOHC V6-2.7L F/inj. (24V) DOHC	*XP3924	APP3924	AP3924	3924	.040	
--	----------------	---------	--------	------	------	--

Vitara

4-2.0L F/inj. (16V) DOHC J20A	*XP3924	APP3924	AP3924	3924	.040	
-------------------------------	----------------	---------	--------	------	------	--

XL7

V6-2.7L F/inj. (24V) DOHC	*XP3923	APP3923	AP3923	3923	.040	
---------------------------	----------------	---------	--------	------	------	--

2002 Grand Vitara

V6-2.5L F/inj. (24V) QOHC H251 V6-2.7L F/inj. (24V) QOHC H27A	*XP3924	APP3924	AP3924	3924	.040	
--	----------------	---------	--------	------	------	--

Vitara

4-1.6L F/inj. (16V) DOHC G16B CAN	*XP3923	APP3923	AP3923	3923	.044	
-----------------------------------	----------------	---------	--------	------	------	--

4-2.0L F/inj. (16V) DOHC J20A	*XP3924	APP3924	AP3924	3924	.040	
-------------------------------	----------------	---------	--------	------	------	--

XL7

V6-2.7L F/inj. (24V) DOHC	*XP3923	APP3923	AP3923	3923	.040	
---------------------------	----------------	---------	--------	------	------	--

2001 Grand Vitara

V6-2.5L F/inj. (24V) QOHC H251 V6-2.7L F/inj. (24V) DOHC H27A	*XP3924	APP3924	AP3924	3924	.040	
--	----------------	---------	--------	------	------	--

Vitara

4-1.6L F/inj. (16V) DOHC G16B	*XP3923	APP3923	AP3923	3923	.044	
-------------------------------	----------------	---------	--------	------	------	--

4-2.0L F/inj. (16V) DOHC J20A	*XP3924	APP3924	AP3924	3924	.040	
-------------------------------	----------------	---------	--------	------	------	--

XL7

V6-2.7L F/inj. (24V) DOHC	*XP3923	APP3923	AP3923	3923	.040	
---------------------------	----------------	---------	--------	------	------	--

2000 Grand Vitara

V6-2.5L F/inj. (24V) DOHC H25A	XP3923	APP3923	AP3923	*3923	.044	
--------------------------------	--------	---------	--------	--------------	------	--

Vitara

4-1.6L F/inj. (16V) DOHC G16B	XP3923	APP3923	AP3923	*3923	.044	
-------------------------------	--------	---------	--------	--------------	------	--

4-2.0L F/inj. (16V) DOHC J20A						
-------------------------------	--	--	--	--	--	--

1999 Grand Vitara

V6-2.5L F/inj. (24V) DOHC H25X	XP3923	APP3923	AP3923	*3923	.044	
--------------------------------	--------	---------	--------	--------------	------	--

Vitara

4-1.6L F/inj. (16V) SOHC G16B	XP3923	APP3923	AP3923	*3923	.044	
-------------------------------	--------	---------	--------	--------------	------	--

4-2.0L F/inj. (16V) DOHC J20A						
-------------------------------	--	--	--	--	--	--

1998 Sidekick

4-1.6L F/inj. (16V) SOHC G16B	XP3923	APP3923	AP3923	*3923	.032	
-------------------------------	--------	---------	--------	--------------	------	--

4-1.8L F/inj. (16V) DOHC J18A						
-------------------------------	--	--	--	--	--	--

X-90

4-1.6L F/inj. (16V) SOHC G16B	XP3923	APP3923	AP3923	*3923	.032	
-------------------------------	--------	---------	--------	--------------	------	--

1997 Sidekick

4-1.6L F/inj. (16V) SOHC G16B	XP3923	APP3923	AP3923	*3923	.032	
-------------------------------	--------	---------	--------	--------------	------	--

4-1.6L F/inj. (16V) SOHC G16B CAN						
-----------------------------------	--	--	--	--	--	--

4-1.6L F/inj. (8V) SOHC G16A	XP64	APP64	AP64	*64	.032	
------------------------------	------	-------	------	------------	------	--

4-1.8L F/inj. (16V) DOHC J18A	XP3923	APP3923	AP3923	*3923	.032	
-------------------------------	--------	---------	--------	--------------	------	--

X-90

4-1.6L F/inj. (16V) SOHC G16B	XP3923	APP3923	AP3923	*3923	.032	
-------------------------------	--------	---------	--------	--------------	------	--

1996 Sidekick

4-1.6L F/inj. (16V) SOHC G16B	XP3923	APP3923	AP3923	*3923	.032	
-------------------------------	--------	---------	--------	--------------	------	--

4-1.6L F/inj. (16V) SOHC G16B CAN						
-----------------------------------	--	--	--	--	--	--

4-1.6L F/inj. (8V) SOHC G16A	XP64	APP64	AP64	*64	.032	
------------------------------	------	-------	------	------------	------	--

4-1.8L F/inj. (16V) DOHC J18A	XP3923	APP3923	AP3923	*3923	.032	
-------------------------------	--------	---------	--------	--------------	------	--

X-90

4-1.6L F/inj. (16V) SOHC G16B	XP3923	APP3923	AP3923	*3923	.032	
-------------------------------	--------	---------	--------	--------------	------	--

***NOTE: O.E. Recommended Plug *REMARQUE : bouchon recommandé pour l'équipement d'origine *NOTA: Se recomienda conector del equipo original**

Se Section 9 pour les remarques en français en bas de page. Ver Seccion 9 para las páginas de notas de pie de página español.

SUZUKI TRUCK

Passenger Cars & Light Trucks 2011 - 1996



Autolite XP^{®}**
IRIDIUM
ENHANCED
.6mm FINEWIRE

Autolite[®]
DOUBLE
PLATINUM

Autolite[®]
PLATINUM &
REVOLUTION HT[®]

Autolite[®]
COPPER
CORE

GAP
ÉNCARTEMENT
ESPACIO

Autolite[®]
GLOW
PLUGS

2011 TOYOTA CAR

Avalon

V6-3.5L F/inj. (24V) DOHC 2GR-FE	*XP5325	APP5325			.044	
----------------------------------	----------------	---------	--	--	------	--

Camry

4-2.5L F/inj. (16V) DOHC 2AR-FE V6-3.5L F/inj. (24V) DOHC 2GR-FE	*XP5325	APP5325			.044	
---	----------------	---------	--	--	------	--

Camry Hybrid

4-2.4L F/inj. (16V) DOHC 2AZ-FXE	*XP3923	APP3923	AP3923	3923	.044	
----------------------------------	----------------	---------	--------	------	------	--

Prius Hybrid

4-1.8L F/inj. (16V) DOHC 2ZR-FXE		*APP5683			.044	
----------------------------------	--	-----------------	--	--	------	--

Venza

4-2.7L F/inj. (16V) DOHC 1AR-FE V6-3.5L F/inj. (24V) DOHC 2GR-FE	*XP5325	APP5325			.044	
---	----------------	---------	--	--	------	--

Yaris (Canada)

4-1.5L F/inj. (16V) DOHC 1NZ-FE	*XP3924	APP3924	AP3924	3924	.044	
---------------------------------	----------------	---------	--------	------	------	--

2010 Avalon

V6-3.5L F/inj. (24V) DOHC 2GR-FE	*XP5325	APP5325			.044	
----------------------------------	----------------	---------	--	--	------	--

Camry

4-2.5L F/inj. (16V) DOHC 2AR-FE V6-3.5L F/inj. (24V) DOHC 2GR-FE	*XP5325	APP5325			.044	
---	----------------	---------	--	--	------	--

Camry Hybrid

4-2.4L F/inj. (16V) DOHC 2AZ-FXE	*XP3923	APP3923	AP3923	3923	.044	
----------------------------------	----------------	---------	--------	------	------	--

Corolla

4-1.8L F/inj. (16V) DOHC 2ZR-FE (L)		*APP5683			.044	
-------------------------------------	--	-----------------	--	--	------	--

4-2.4L F/inj. (16V) DOHC 2AZ-FE (E)	*XP3923	APP3923	AP3923	3923	.044	
-------------------------------------	----------------	---------	--------	------	------	--

Matrix

4-1.8L F/inj. (16V) DOHC 2ZR-FE (U)		*APP5683			.044	
-------------------------------------	--	-----------------	--	--	------	--

4-2.4L F/inj. (16V) DOHC 2AZ-FE (E)	*XP3923	APP3923	AP3923	3923	.044	
-------------------------------------	----------------	---------	--------	------	------	--

4-2.4L F/inj. (16V) DOHC 2AZ-FE (E) CAN						
---	--	--	--	--	--	--

Prius Hybrid

4-1.8L F/inj. (16V) DOHC 2ZR-FXE		*APP5683			.044	
----------------------------------	--	-----------------	--	--	------	--

Venza

4-2.7L F/inj. (16V) DOHC 1AR-FE V6-3.5L F/inj. (24V) DOHC 2GR-FE	*XP5325	APP5325			.044	
---	----------------	---------	--	--	------	--

Yaris (Canada)

4-1.5L F/inj. (16V) DOHC 1NZ-FE	*XP3924	APP3924	AP3924	3924	.044	
---------------------------------	----------------	---------	--------	------	------	--

2009 Avalon

V6-3.5L F/inj. (24V) DOHC 2GR-FE	*XP5325	APP5325			.044	
----------------------------------	----------------	---------	--	--	------	--

Camry

4-2.4L F/inj. (16V) DOHC 2AZ-FE (E)	*XP3923	APP3923	AP3923	3923	.044	
-------------------------------------	----------------	---------	--------	------	------	--

V6-3.5L F/inj. (24V) DOHC 2GR-FE	*XP5325	APP5325			.044	
----------------------------------	----------------	---------	--	--	------	--

Camry Hybrid

4-2.4L F/inj. (16V) DOHC 2AZ-FXE	*XP3923	APP3923	AP3923	3923	.044	
----------------------------------	----------------	---------	--------	------	------	--

Corolla

4-1.8L F/inj. (16V) DOHC 2ZR-FE (L)		*APP5683			.044	
-------------------------------------	--	-----------------	--	--	------	--

4-1.8L F/inj. (16V) DOHC 2ZR-FE (L) CAN						
---	--	--	--	--	--	--

4-1.8L F/inj. (16V) DOHC 2ZR-FE (U)						
-------------------------------------	--	--	--	--	--	--

4-1.8L F/inj. (16V) DOHC 2ZR-FE (U) CAN						
---	--	--	--	--	--	--

4-2.4L F/inj. (16V) DOHC 2AZ-FE (E)	*XP3923	APP3923	AP3923	3923	.044	
-------------------------------------	----------------	---------	--------	------	------	--

Matrix

4-1.8L F/inj. (16V) DOHC 2ZR-FE (U)		*APP5683			.044	
-------------------------------------	--	-----------------	--	--	------	--

4-2.4L F/inj. (16V) DOHC 2AZ-FE (E)	*XP3923	APP3923	AP3923	3923	.044	
-------------------------------------	----------------	---------	--------	------	------	--

4-2.4L F/inj. (16V) DOHC 2AZ-FE (E) CAN						
---	--	--	--	--	--	--

Prius Hybrid

4-1.5L F/inj. (16V) DOHC 1NZ-FXE	*XP3924	APP3924	AP3924	3924	.044	
----------------------------------	----------------	---------	--------	------	------	--

***NOTE: O.E. Recommended Plug *REMARQUE : bouchon recommandé pour l'équipement d'origine *NOTA: Se recomienda conector del equipo original**

Se Section 9 pour les remarques en français en bas de page. Ver Seccion 9 para las páginas de notas de pie de página español.

Passenger Cars & Light Trucks 2011 - 1996



Autolite XP^{®}**
IRIDIUM
ENHANCED
.6mm FINEWIRE

Autolite[®]
DOUBLE
PLATINUM

Autolite[®]
PLATINUM &
REVOLUTION HT[®]

Autolite[®]
COPPER
CORE

GAP
ÉNCARTEMENT
ESPACIO

Autolite[®]
GLOW
PLUGS

2009 TOYOTA CAR (Cont'd)

Solara

4-2.4L F/inj. (16V) DOHC 2AZ-FE
V6-3.3L F/inj. (24V) DOHC 3MZ-FE

***XP3923**

APP3923

AP3923

3923

.044

Venza

4-2.7L F/inj. (16V) DOHC 1AR-FE
V6-3.5L F/inj. (24V) DOHC 2GR-FE

***XP5325**

APP5325

.044

Yaris (Canada)

4-1.5L F/inj. (16V) DOHC 1NZ-FE

***XP3924**

APP3924

AP3924

3924

.044

2008 Avalon

V6-3.5L F/inj. (24V) DOHC 2GR-FE

***XP5325**

APP5325

.044

Camry

4-2.4L F/inj. (16V) DOHC 2AZ-FE
V6-3.5L F/inj. (24V) DOHC 2GR-FE

***XP3923**

APP3923

AP3923

3923

.044

V6-3.5L F/inj. (24V) DOHC 2GR-FE

***XP5325**

APP5325

.044

Camry Hybrid

4-2.4L F/inj. (16V) DOHC 2AZ-FXE

***XP3923**

APP3923

AP3923

3923

.044

Corolla

4-1.8L F/inj. (16V) DOHC 1ZZ-FE

***XP3924**

APP3924

AP3924

3924

.044

Matrix

4-1.8L F/inj. (16V) DOHC 1ZZ-FE

***XP3924**

APP3924

AP3924

3924

.044

Prius Hybrid

4-1.5L F/inj. (16V) DOHC 1NZ-FXE

***XP3924**

APP3924

AP3924

3924

.044

Solara

4-2.4L F/inj. (16V) DOHC 2AZ-FE
V6-3.3L F/inj. (24V) DOHC 3MZ-FE

***XP3923**

APP3923

AP3923

3923

.044

Yaris (Canada)

4-1.5L F/inj. (16V) DOHC 1NZ-FE
4-1.5L F/inj. (16V) DOHC 1NZ-FE CAN

***XP3924**

APP3924

AP3924

3924

.044

2007 Avalon

V6-3.5L F/inj. (24V) DOHC 2GR-FE

***XP5325**

APP5325

.044

Camry

4-2.4L F/inj. (16V) DOHC 2AZ-FE
V6-3.5L F/inj. (24V) DOHC 2GR-FE

***XP3923**

APP3923

AP3923

3923

.044

V6-3.5L F/inj. (24V) DOHC 2GR-FE

***XP5325**

APP5325

.044

Camry Hybrid

4-2.4L F/inj. (16V) DOHC 2AZ-FXE

***XP3923**

APP3923

AP3923

3923

.044

Corolla

4-1.8L F/inj. (16V) DOHC 1ZZ-FE

***XP3924**

APP3924

AP3924

3924

.044

4-1.8L F/inj. (16V) DOHC 2ZZ-GE

***XP3923**

APP3923

AP3923

3923

.044

Matrix

4-1.8L F/inj. (16V) DOHC 1ZZ-FE

***XP3924**

APP3924

AP3924

3924

.044

4-1.8L F/inj. (16V) DOHC 2ZZ-GE

***XP3923**

APP3923

AP3923

3923

.044

Prius Hybrid

4-1.5L F/inj. (16V) DOHC 1NZ-FXE

***XP3924**

APP3924

AP3924

3924

.044

Solara

4-2.4L F/inj. (16V) DOHC 2AZ-FE
V6-3.3L F/inj. (24V) DOHC 3MZ-FE

***XP3923**

APP3923

AP3923

3923

.044

Yaris (Canada)

4-1.5L F/inj. (16V) DOHC 1NZ-FE
4-1.5L F/inj. (16V) DOHC 1NZ-FE CAN

***XP3924**

APP3924

AP3924

3924

.044

2006 Avalon

V6-3.5L F/inj. (24V) DOHC 2GR-FE

***XP5325**

APP5325

.044

***NOTE: O.E. Recommended Plug *REMARQUE : bouchon recommandé pour l'équipement d'origine *NOTA: Se recomienda conector del equipo original**

Se Section 9 pour les remarques en français en bas de page. Ver Seccion 9 para las páginas de notas de pie de página español.

TOYOTA CAR

Passenger Cars & Light Trucks 2011 - 1996



Autolite XP^{®}**
IRIDIUM
ENHANCED
.6mm FINEWIRE

Autolite[®]
DOUBLE
PLATINUM

Autolite[®]
PLATINUM &
REVOLUTION HT[®]

Autolite[®]
COPPER
CORE

GAP
ÉNCARTEMENT
ESPACIO

Autolite[®]
GLOW
PLUGS

2006 TOYOTA CAR (Cont'd)

Camry						
4-2.4L F/inj. (16V) DOHC 2AZ-FE V6-3.0L F/inj. (24V) DOHC 1MZ-FE V6-3.3L F/inj. (24V) DOHC 3MZ-FE	*XP3923	APP3923	AP3923	3923	.044	
Corolla						
4-1.8L F/inj. (16V) DOHC 1ZZ-FE	*XP3924	APP3924	AP3924	3924	.044	
4-1.8L F/inj. (16V) DOHC 2ZZ-GE	*XP3923	APP3923	AP3923	3923	.044	
Echo						
4-1.5L F/inj. (16V) DOHC 1NZ-FE	XP3924	APP3924	AP3924	*3924	.044	
Matrix						
4-1.8L F/inj. (16V) DOHC 1ZZ-FE	*XP3924	APP3924	AP3924	3924	.044	
4-1.8L F/inj. (16V) DOHC 2ZZ-GE	*XP3923	APP3923	AP3923	3923	.044	
Prius Hybrid						
4-1.5L F/inj. (16V) DOHC 1NZ-FXE	*XP3924	APP3924	AP3924	3924	.044	
Solara						
4-2.4L F/inj. (16V) DOHC 2AZ-FE V6-3.3L F/inj. (24V) DOHC 3MZ-FE	*XP3923	APP3923	AP3923	3923	.044	
Yaris (Canada)						
4-1.5L F/inj. (16V) DOHC 1NZ-FE 4-1.5L F/inj. (16V) DOHC 1NZ-FE CAN	*XP3924	APP3924	AP3924	3924	.044	
2005 Avalon						
V6-3.5L F/inj. (24V) DOHC 2GR-FE	*XP5325	APP5325			.044	
Camry						
4-2.4L F/inj. (16V) DOHC 2AZ-FE V6-3.0L F/inj. (24V) DOHC 1MZ-FE V6-3.3L F/inj. (24V) DOHC 3MZ-FE	*XP3923	APP3923	AP3923	3923	.044	
Celica						
4-1.8L F/inj. (16V) DOHC 1ZZ-FE	*XP3924	APP3924	AP3924	3924	.044	
4-1.8L F/inj. (16V) DOHC 2ZZ-GE	*XP3923	APP3923	AP3923	3923	.044	
Corolla						
4-1.8L F/inj. (16V) DOHC 1ZZ-FE	*XP3924	APP3924	AP3924	3924	.044	
4-1.8L F/inj. (16V) DOHC 2ZZ-GE	*XP3923	APP3923	AP3923	3923	.044	
Echo						
4-1.5L F/inj. (16V) DOHC 1NZ-FE	XP3924	APP3924	AP3924	*3924	.044	
Matrix						
4-1.8L F/inj. (16V) DOHC 1ZZ-FE	*XP3924	APP3924	AP3924	3924	.044	
4-1.8L F/inj. (16V) DOHC 2ZZ-GE	*XP3923	APP3923	AP3923	3923	.044	
MR2, Spyder						
4-1.8L F/inj. (16V) DOHC 1ZZ-FE	*XP3924	APP3924	AP3924	3924	.044	
Prius Hybrid						
4-1.5L F/inj. (16V) DOHC 1NZ-FXE	*XP3924	APP3924	AP3924	3924	.044	
Solara						
4-2.4L F/inj. (16V) DOHC 2AZ-FE V6-3.3L F/inj. (24V) DOHC 3MZ-FE	*XP3923	APP3923	AP3923	3923	.044	
2004 Avalon						
V6-3.0L F/inj. (24V) DOHC 1MZ-FE	*XP3923	APP3923	AP3923	3923	.044	
Camry						
4-2.4L F/inj. (16V) DOHC 2AZ-FE V6-3.0L F/inj. (24V) DOHC 1MZ-FE V6-3.3L F/inj. (24V) DOHC 3MZ-FE	*XP3923	APP3923	AP3923	3923	.044	
Celica						
4-1.8L F/inj. (16V) DOHC 1ZZ-FE	*XP3924	APP3924	AP3924	3924	.044	
4-1.8L F/inj. (16V) DOHC 2ZZ-GE	*XP3923	APP3923	AP3923	3923	.044	

***NOTE: O.E. Recommended Plug *REMARQUE : bouchon recommandé pour l'équipement d'origine *NOTA: Se recomienda conector del equipo original**

Se Section 9 pour les remarques en français en bas de page. Ver Seccion 9 para las páginas de notas de pie de página español.

Passenger Cars & Light Trucks 2011 - 1996



Autolite XP[®]**
IRIDIUM
ENHANCED
.6mm FINEWIRE

Autolite[®]
DOUBLE
PLATINUM

Autolite[®]
PLATINUM &
REVOLUTION HT[®]

Autolite[®]
COPPER
CORE

GAP
ÉNCARTEMENT
ESPACIO

Autolite[®]
GLOW
PLUGS

2004 TOYOTA CAR (Cont'd)

Corolla

4-1.8L F/inj. (16V) DOHC 1ZZ-FE

***XP3924**

APP3924

AP3924

3924

.044

Echo

4-1.5L F/inj. (16V) DOHC 1NZ-FE

***XP3924**

APP3924

AP3924

3924

.044

Matrix

4-1.8L F/inj. (16V) DOHC 1ZZ-FE

***XP3924**

APP3924

AP3924

3924

.044

4-1.8L F/inj. (16V) DOHC 2ZZ-GE

***XP3923**

APP3923

AP3923

3923

.044

MR2, Spyder

4-1.8L F/inj. (16V) DOHC 1ZZ-FE

***XP3924**

APP3924

AP3924

3924

.044

Prius Hybrid

4-1.5L F/inj. (16V) DOHC 1NZ-FXE

***XP3924**

APP3924

AP3924

3924

.044

Solara

4-2.4L F/inj. (16V) DOHC 2AZ-FE

***XP3923**

APP3923

AP3923

3923

.044

V6-3.3L F/inj. (24V) DOHC 3MZ-FE

2003 Avalon

V6-3.0L F/inj. (24V) DOHC (B)

***XP3923**

APP3923

AP3923

3923

.044

V6-3.0L F/inj. (24V) DOHC 1MZ-FE

Camry

4-2.4L F/inj. (16V) DOHC 2AZ-FE

***XP3923**

APP3923

AP3923

3923

.044

V6-3.0L F/inj. (24V) DOHC 1MZ-FE

Celica

4-1.8L F/inj. (16V) DOHC 1ZZ-FE

***XP3924**

APP3924

AP3924

3924

.044

4-1.8L F/inj. (16V) DOHC 2ZZ-GE

***XP3923**

APP3923

AP3923

3923

.044

Corolla

4-1.8L F/inj. (16V) DOHC 1ZZ-FE

***XP3924**

APP3924

AP3924

3924

.044

Echo

4-1.5L F/inj. (16V) DOHC 1NZ-FE

***XP3924**

APP3924

AP3924

3924

.044

Matrix

4-1.8L F/inj. (16V) DOHC 1ZZ-FE

***XP3924**

APP3924

AP3924

3924

.044

4-1.8L F/inj. (16V) DOHC 2ZZ-GE

***XP3923**

APP3923

AP3923

3923

.044

MR2, Spyder

4-1.8L F/inj. (16V) DOHC 1ZZ-FE

***XP3924**

APP3924

AP3924

3924

.044

Prius Hybrid

4-1.5L F/inj. (16V) DOHC 1NZ-FXE

***XP3924**

APP3924

AP3924

3924

.044

Solara

4-2.4L F/inj. (16V) DOHC 2AZ-FE

***XP3923**

APP3923

AP3923

3923

.044

V6-3.0L F/inj. (24V) DOHC 1MZ-FE

2002 Avalon

V6-3.0L F/inj. (24V) DOHC 1MZ-FE

***XP3923**

APP3923

AP3923

3923

.044

Camry

4-2.4L F/inj. (16V) DOHC 2AZ-FE

***XP3923**

APP3923

AP3923

3923

.044

V6-3.0L F/inj. (24V) QOHC 1MZ-FE

Celica

4-1.8L F/inj. (16V) DOHC 1ZZ-FE

***XP3924**

APP3924

AP3924

3924

.044

4-1.8L F/inj. (16V) DOHC 2ZZ-GE

***XP3923**

APP3923

AP3923

3923

.044

Corolla

4-1.8L F/inj. (16V) DOHC 1ZZ-FE

***XP3924**

APP3924

AP3924

3924

.044

Echo

4-1.5L F/inj. (16V) DOHC 1NZ-FE

***XP3924**

APP3924

AP3924

3924

.044

MR2, Spyder

4-1.8L F/inj. (16V) DOHC 1ZZ-FE

***XP3924**

APP3924

AP3924

3924

.044

Prius Hybrid

4-1.5L F/inj. (16V) DOHC 1NZ-FXE

***XP3924**

APP3924

AP3924

3924

.044

***NOTE: O.E. Recommended Plug *REMARQUE : bouchon recommandé pour l'équipement d'origine *NOTA: Se recomienda conector del equipo original**

Se Section 9 pour les remarques en français en bas de page. Ver Seccion 9 para las páginas de notas de pie de página español.

Passenger Cars & Light Trucks 2011 - 1996



Autolite XP^{®}**
IRIDIUM
ENHANCED
.6mm FINEWIRE

Autolite[®]
DOUBLE
PLATINUM

Autolite[®]
PLATINUM &
REVOLUTION HT[®]

Autolite[®]
COPPER
CORE

GAP
ÉCARTEMENT
ESPACIO

Autolite[®]
GLOW
PLUGS



2002 TOYOTA CAR (Cont'd)

<i>Solara</i>						
4-2.4L F/inj. (16V) DOHC 2AZ-FE V6-3.0L F/inj. (24V) QOHC 1MZ-FE	*XP3923	APP3923	AP3923	3923	.044	
2001 Avalon						
V6-3.0L F/inj. (24V) DOHC 1MZ-FE	*XP3923	APP3923	AP3923	3923	.044	
<i>Camry</i>						
4-2.2L F/inj. (16V) DOHC 5S-FE	XP3923	*APP3923	AP3923	3923	.044	
4-2.2L F/inj. (16V) DOHC CNG 5S-NFE	XP3923	*APP3923	AP3923	3923	.034	
V6-3.0L F/inj. (24V) DOHC 1MZ-FE	*XP3923	APP3923	AP3923	3923	.044	
<i>Celica</i>						
4-1.8L F/inj. (16V) DOHC 1ZZ-FE	*XP3924	APP3924	AP3924	3924	.044	
4-1.8L F/inj. (16V) DOHC 2ZZ-GE	*XP3923	APP3923	AP3923	3923	.044	
<i>Corolla</i>						
4-1.8L F/inj. (16V) DOHC 1ZZ-FE	*XP3924	APP3924	AP3924	3924	.044	
<i>Echo</i>						
4-1.5L F/inj. (16V) DOHC 1NZ-FE	*XP3924	APP3924	AP3924	3924	.044	
<i>MR2, Spyder</i>						
4-1.8L F/inj. (16V) DOHC 1ZZ-FE	*XP3924	APP3924	AP3924	3924	.044	
<i>Prius Hybrid</i>						
4-1.5L F/inj. (16V) DOHC 1NZ-FXE	*XP3924	APP3924	AP3924	3924	.044	
<i>Solara</i>						
4-2.2L F/inj. (16V) DOHC 5S-FE	XP3923	APP3923	*AP3923	3923	.044	
V6-3.0L F/inj. (24V) DOHC 1MZ-FE	*XP3923	APP3923	AP3923	3923	.044	
2000 Avalon						
V6-3.0L F/inj. (24V) DOHC 1MZ-FE	*XP3923	APP3923	AP3923	3923	.044	
<i>Camry</i>						
4-2.2L F/inj. (16V) DOHC 5S-FE	XP3923	*APP3923	AP3923	3923	.044	
4-2.2L F/inj. (16V) DOHC CNG 5S-NFE	XP3923	*APP3923	AP3923	3923	.034	
V6-3.0L F/inj. (24V) DOHC 1MZ-FE	XP3923	*APP3923	AP3923	3923	.044	
<i>Celica</i>						
4-1.8L F/inj. (16V) DOHC 1ZZ-FE	*XP3924	APP3924	AP3924	3924	.044	
4-1.8L F/inj. (16V) DOHC 2ZZ-GE	*XP3923	APP3923	AP3923	3923	.044	
<i>Corolla</i>						
4-1.8L F/inj. (16V) DOHC 1ZZ-FE	*XP3924	APP3924	AP3924	3924	.044	
<i>Echo</i>						
4-1.5L F/inj. (16V) DOHC 1NZ-FE	*XP3924	APP3924	AP3924	3924	.044	
<i>MR2, Spyder</i>						
4-1.8L F/inj. (16V) DOHC 1ZZ-FE	*XP3924	APP3924	AP3924	3924	.044	
<i>Solara</i>						
4-2.2L F/inj. (16V) DOHC 5S-FE V6-3.0L F/inj. (24V) DOHC 1MZ-FE	XP3923	*APP3923	AP3923	3923	.044	
1999 Avalon						
V6-3.0L F/inj. (24V) DOHC 1MZ-FE	XP3923	*APP3923	AP3923	3923	.044	
<i>Camry</i>						
4-2.2L F/inj. (16V) DOHC 5S-FE V6-3.0L F/inj. (24V) DOHC 1MZ-FE	XP3923	*APP3923	AP3923	3923	.044	
<i>Celica</i>						
4-2.2L F/inj. (16V) DOHC 5S-FE	XP3923	*APP3923	AP3923	3923	.044	
<i>Corolla</i>						
4-1.8L F/inj. (16V) DOHC 1ZZ-FE	XP5224	APP5224	AP5224	*5224	.044	
<i>Paseo (Canada)</i>						
4-1.5L F/inj. (16V) DOHC 5E-FE CAN	XP5224	APP5224	AP5224	*5224	.044	

*NOTE: O.E. Recommended Plug *REMARQUE : bouchon recommandé pour l'équipement d'origine *NOTA: Se recomienda conector del equipo original

Se Section 9 pour les remarques en français en bas de page. Ver Seccion 9 para las páginas de notas de pie de página español.

Passenger Cars & Light Trucks 2011 - 1996

		Autolite XP^{®**} IRIDIUM ENHANCED .6mm FINEWIRE	Autolite[®] DOUBLE PLATINUM	Autolite[®] PLATINUM & REVOLUTION HT [®]	Autolite[®] COPPER CORE	GAP ÉNCARTEMENT ESPACIO	Autolite[®] GLOW PLUGS
1999 TOYOTA CAR (Cont'd)							
<i>Solara</i>							
4-2.2L F/inj. (16V) DOHC 5S-FE V6-3.0L F/inj. (24V) DOHC 1MZ-FE	XP3923	*APP3923	AP3923	3923	.044		
<i>Tercel</i>							
4-1.5L F/inj. (16V) DOHC 5E-FE CAN	XP3924	APP3924	AP3924	*3924	.044		
1998 Avalon							
V6-3.0L F/inj. (24V) DOHC 1MZ-FE	XP3923	*APP3923	AP3923	3923	.044		
<i>Camry</i>							
4-2.2L F/inj. (16V) DOHC 5S-FE V6-3.0L F/inj. (24V) DOHC 1MZ-FE	XP3923	*APP3923	AP3923	3923	.044		
<i>Celica</i>							
4-1.8L F/inj. (16V) DOHC 7A-FE	XP3924	APP3924	AP3924	*3924	.032		
4-2.2L F/inj. (16V) DOHC 5S-FE	XP3923	*APP3923	AP3923	3923	.044		
<i>Corolla</i>							
4-1.8L F/inj. (16V) DOHC 1ZZ-FE	XP5224	APP5224	AP5224	*5224	.044		
<i>Paseo</i>							
4-1.5L F/inj. (16V) DOHC 5E-FE	XP5224	APP5224	AP5224	*5224	.044		
<i>Supra, Celica Supra</i>							
6-3.0L F/inj. (24V) DOHC 2JZ-GE	XP5224	*APP5224	AP5224	5224	.044		
6-3.0L F/inj. (24V) DOHC 2JZ-GTE Turbo	XP3923	*APP3923	AP3923	3923	.044		
<i>Tercel</i>							
4-1.5L F/inj. (16V) DOHC 5E-FE	XP5224	APP5224	AP5224	*5224	.044		
1997 Avalon							
V6-3.0L F/inj. (24V) DOHC 1MZ-FE	XP3923	*APP3923	AP3923	3923	.044		
<i>Camry</i>							
4-2.2L F/inj. (16V) DOHC 5S-FE V6-3.0L F/inj. (24V) DOHC 1MZ-FE	XP3923	*APP3923	AP3923	3923	.044		
<i>Celica</i>							
4-1.8L F/inj. (16V) DOHC 7A-FE	XP3924	APP3924	AP3924	*3924	.032		
4-2.2L F/inj. (16V) DOHC 5S-FE	XP3923	*APP3923	AP3923	3923	.044		
<i>Corolla</i>							
4-1.6L F/inj. (16V) DOHC 4A-FE 4-1.8L F/inj. (16V) DOHC 7A-FE	XP3924	APP3924	AP3924	*3924	.032		
<i>Paseo</i>							
4-1.5L F/inj. (16V) DOHC 5E-FE	XP5224	APP5224	AP5224	*5224	.044		
<i>Supra, Celica Supra</i>							
6-3.0L F/inj. (24V) DOHC 2JZ-GE	XP3924	*APP3924	AP3924	3924	.044		
6-3.0L F/inj. (24V) DOHC 2JZ-GTE Turbo	XP3923	*APP3923	AP3923	3923	.044		
<i>Tercel</i>							
4-1.5L F/inj. (16V) DOHC 5E-FE	XP5224	APP5224	AP5224	*5224	.044		
1996 Avalon, XLS (Canada)							
V6-3.0L F/inj. (24V) DOHC 1MZ-FE V6-3.0L F/inj. (24V) DOHC 1MZ-FE CAN	XP3923	*APP3923	AP3923	3923	.044		
<i>Camry</i>							
4-2.2L F/inj. (16V) DOHC 5S-FE V6-3.0L F/inj. (24V) DOHC 1MZ-FE	XP3923	*APP3923	AP3923	3923	.044		
<i>Celica</i>							
4-1.8L F/inj. (16V) DOHC 7A-FE	XP3924	APP3924	AP3924	*3924	.032		
4-2.2L F/inj. (16V) DOHC 5S-FE	XP3923	*APP3923	AP3923	3923	.044		
<i>Corolla</i>							
4-1.6L F/inj. (16V) DOHC 4A-FE 4-1.8L F/inj. (16V) DOHC 7A-FE	XP3924	APP3924	AP3924	*3924	.032		

***NOTE: O.E. Recommended Plug *REMARQUE : bouchon recommandé pour l'équipement d'origine *NOTA: Se recomienda conector del equipo original**

Se Section 9 pour les remarques en français en bas de page. Ver Seccion 9 para las páginas de notas de pie de página español.

Passenger Cars & Light Trucks 2011 - 1996



Autolite XP[®]**
IRIDIUM
ENHANCED
.6mm FINEWIRE

Autolite[®]
DOUBLE
PLATINUM

Autolite[®]
PLATINUM &
REVOLUTION HT[®]

Autolite[®]
COPPER
CORE

GAP
ÉNCARTEMENT
ESPACIO

Autolite[®]
GLOW
PLUGS

1996 TOYOTA CAR (Cont'd)

1996 TOYOTA CAR (Cont'd)						
<i>Paseo</i>						
4-1.5L F/inj. (16V) DOHC 5E-FE	XP5224	APP5224	AP5224	*5224	.044	
<i>Supra, Celica Supra</i>						
6-3.0L F/inj. (24V) DOHC 2JZ-GE	XP3924	*APP3924	AP3924	3924	.044	
6-3.0L F/inj. (24V) DOHC 2JZ-GTE Turbo	XP3923	*APP3923	AP3923	3923	.044	
<i>Tercel</i>						
4-1.5L F/inj. (16V) DOHC 5E-FE	XP5224	APP5224	AP5224	*5224	.044	

2011 TOYOTA TRUCK (includes light trucks, vans, SUV's)

<i>4 Runner</i>						
V6-4.0L F/inj. (24V) DOHC 1GR-FE	*XP5325	APP5325			.044	
<i>FJ Cruiser</i>						
V6-4.0L F/inj. (24V) DOHC 1GR-FE	*XP5325	APP5325			.044	
<i>Highlander</i>						
4-2.7L F/inj. (16V) DOHC 1AR-FE	*XP5325	APP5325			.044	
V6-3.5L F/inj. (24V) DOHC 2GR-FE (K)						
<i>Highlander Hybrid</i>						
V6-3.5L F/inj. (24V) DOHC 2GR-FXE	*XP3923	APP3923	AP3923	3923	.044	
<i>Land Cruiser</i>						
V8-5.7L F/inj. (32V) DOHC 3URFE	*XP5325	APP5325			.044	
<i>RAV4</i>						
4-2.5L F/inj. 2AR-FE (F)	*XP5325	APP5325			.044	
V6-3.5L F/inj. (24V) DOHC 2GR-FE						
<i>Sequoia</i>						
V8-4.6L F/inj. (32V) DOHC 1URFE	*XP5325	APP5325			.044	
V8-5.7L F/inj. (32V) DOHC 3URFE						
V8-5.7L F/inj. (32V) DOHC Flex Fuel 3URFBE						
<i>Sienna</i>						
4-2.7L F/inj. (16V) DOHC 1AR-FE	*XP5325	APP5325			.044	
V6-3.5L F/inj. (24V) DOHC 2GR-FE						
<i>Tacoma</i>						
4-2.7L F/inj. (16V) DOHC 2TR-FE	*XP5325	APP5325			.044	
V6-4.0L F/inj. (24V) DOHC 1GR-FE	XP5325	*APP5325 ⁹⁵²⁴			.044	
<i>Tundra</i>						
V6-4.0L F/inj. (24V) DOHC 1GR-FE	XP5325	*APP5325 ⁹⁵²⁴			.044	
V8-4.6L F/inj. (32V) DOHC 1URFE (M)	*XP5325	APP5325			.044	
V8-5.7L F/inj. (32V) DOHC 3URFE						
V8-5.7L F/inj. (32V) DOHC Flex Fuel 3URFBE						
2010 4 Runner						
4-2.7L F/inj. (16V) DOHC 2TR-FE	*XP5325	APP5325			.044	
V6-4.0L F/inj. (24V) DOHC 1GR-FE						
<i>FJ Cruiser</i>						
V6-4.0L F/inj. (24V) DOHC 1GR-FE	*XP5325	APP5325			.044	
<i>Highlander</i>						
4-2.7L F/inj. (16V) DOHC 1AR-FE	*XP5325	APP5325			.044	
V6-3.5L F/inj. (24V) DOHC 2GR-FE (K)						
<i>Highlander Hybrid</i>						
V6-3.3L F/inj. (24V) DOHC 3MZ-FE	*XP3923	APP3923	AP3923	3923	.044	
<i>Land Cruiser</i>						
V8-5.7L F/inj. (32V) DOHC 3URFE	*XP5325	APP5325			.044	
<i>RAV4</i>						
4-2.5L F/inj. 2AR-FE (F)	*XP5325	APP5325			.044	
V6-3.5L F/inj. (24V) DOHC 2GR-FE						

*NOTE: O.E. Recommended Plug *REMARQUE : bouchon recommandé pour l'équipement d'origine *NOTA: Se recomienda conector del equipo original

Se Section 9 pour les remarques en français en bas de page. Ver Seccion 9 para las páginas de notas de pie de página español.

⁹⁵²⁴ Fine wire

Passenger Cars & Light Trucks 2011 - 1996

		Autolite XP^{®**} IRIDIUM ENHANCED .6mm FINEWIRE	Autolite[®] DOUBLE PLATINUM	Autolite[®] PLATINUM & REVOLUTION HT [®]	Autolite[®] COPPER CORE	GAP ÉNCARTEMENT ESPACIO	Autolite[®] GLOW PLUGS
---	---	--	---	---	---	-------------------------------	--

2010 TOYOTA TRUCK (includes light trucks, vans, SUV's) (Cont'd)

Model	Engine	Autolite XP ^{®**}	Autolite [®] Double Platinum	Autolite [®] Platinum & Revolution HT [®]	Autolite [®] Copper Core	GAP Éncartement Espacio	Autolite [®] Glow Plugs
Sequoia							
V8-4.6L F/inj. (32V) DOHC 1URFE		*XP5325	APP5325			.044	
V8-5.7L F/inj. (32V) DOHC 3URFE							
V8-5.7L F/inj. (32V) DOHC Flex Fuel 3URFBE							
Sienna							
V6-3.5L F/inj. (24V) DOHC 2GR-FE		*XP5325	APP5325			.044	
V6-3.5L F/inj. (24V) DOHC 2GR-FE CAN							
Tacoma							
4-2.7L F/inj. (16V) DOHC 2TR-FE		*XP5325	APP5325			.044	
V6-4.0L F/inj. (24V) DOHC 1GR-FE		XP5325	*APP5325 ⁹⁵²⁴			.044	
Tundra							
V6-4.0L F/inj. (24V) DOHC 1GR-FE		XP5325	*APP5325 ⁹⁵²⁴			.044	
V8-4.6L F/inj. (32V) DOHC 1URFE (M)		*XP5325	APP5325			.044	
V8-5.7L F/inj. (32V) DOHC 3URFE							
V8-5.7L F/inj. (32V) DOHC Flex Fuel 3URFBE							
2009 4 Runner							
V6-4.0L F/inj. (24V) DOHC 1GR-FE		XP5325	*APP5325 ⁹⁵²⁴			.044	
V8-4.7L F/inj. (32V) DOHC 2UZ-FE		*XP3923	APP3923	AP3923	3923	.044	
FJ Cruiser							
V6-4.0L F/inj. (24V) DOHC 1GR-FE		XP5325	*APP5325 ⁹⁵²⁴			.044	
Highlander							
4-2.7L F/inj. (16V) DOHC 1AR-FE		*XP5325	APP5325			.044	
V6-3.5L F/inj. (24V) DOHC 2GR-FE (S)							
Highlander Hybrid							
V6-3.3L F/inj. (24V) DOHC 3MZ-FE		*XP3923	APP3923	AP3923	3923	.044	
Land Cruiser							
V8-5.7L F/inj. (32V) DOHC 3URFE		*XP5325	APP5325			.044	
RAV4							
4-2.5L F/inj. 2AR-FE (F)		*XP5325	APP5325			.044	
V6-3.5L F/inj. (24V) DOHC 2GR-FE							
Sequoia							
V8-4.7L F/inj. (32V) DOHC 2UZ-FE		*XP3923	APP3923	AP3923	3923	.032	
V8-5.7L F/inj. (32V) DOHC 3URFE		*XP5325	APP5325			.044	
V8-5.7L F/inj. (32V) DOHC Flex Fuel 3URFBE							
Sienna							
V6-3.5L F/inj. (24V) DOHC 2GR-FE		*XP5325	APP5325			.044	
V6-3.5L F/inj. (24V) DOHC 2GR-FE CAN							
Tacoma							
4-2.7L F/inj. (16V) DOHC 2TR-FE		*XP5325	APP5325			.044	
V6-4.0L F/inj. (24V) DOHC 1GR-FE		XP5325	*APP5325 ⁹⁵²⁴			.044	
Tundra							
V6-4.0L F/inj. (24V) DOHC 1GR-FE		XP5325	*APP5325 ⁹⁵²⁴			.044	
V8-4.7L F/inj. (32V) DOHC 2UZ-FE		*XP3923	APP3923	AP3923	3923	.044	
V8-5.7L F/inj. (32V) DOHC 3URFE		*XP5325	APP5325			.044	
V8-5.7L F/inj. (32V) DOHC Flex Fuel 3URFBE							
2008 4 Runner							
V6-4.0L F/inj. (24V) DOHC 1GR-FE		XP5325	*APP5325 ⁹⁵²⁴			.044	
V8-4.7L F/inj. (32V) DOHC 2UZ-FE		*XP3923	APP3923	AP3923	3923	.044	
FJ Cruiser							
V6-4.0L F/inj. (24V) DOHC 1GR-FE		XP5325	*APP5325 ⁹⁵²⁴			.044	
Highlander							
V6-3.5L F/inj. (24V) DOHC 2GR-FE (S)		*XP5325	APP5325			.044	
Highlander Hybrid							
V6-3.3L F/inj. (24V) DOHC 3MZ-FE		*XP3923	APP3923	AP3923	3923	.044	

*NOTE: O.E. Recommended Plug *REMARQUE : bouchon recommandé pour l'équipement d'origine *NOTA: Se recomienda conector del equipo original

Se Section 9 pour les remarques en français en bas de page. Ver Sección 9 para las páginas de notas de pie de página español.

⁹⁵²⁴ Fine wire

Passenger Cars & Light Trucks 2011 - 1996



Autolite XP^{®}**
IRIDIUM
ENHANCED
.6mm FINEWIRE

Autolite[®]
DOUBLE
PLATINUM

Autolite[®]
PLATINUM &
REVOLUTION HT[®]

Autolite[®]
COPPER
CORE

GAP
ÉNCARTEMENT
ESPACIO

Autolite[®]
GLOW
PLUGS

2008 TOYOTA TRUCK (includes light trucks, vans, SUV's) (Cont'd)

Land Cruiser

V8-5.7L F/inj. (32V) DOHC 3URFE	*XP5325	APP5325			.044	
---------------------------------	----------------	---------	--	--	------	--

RAV4

4-2.4L F/inj. (16V) DOHC 2AZ-FE	*XP3923	APP3923	AP3923	3923	.044	
V6-3.5L F/inj. (24V) DOHC 2GR-FE	*XP5325	APP5325			.044	

Sequoia

V8-4.7L F/inj. (32V) DOHC 2UZ-FE	*XP3923	APP3923	AP3923	3923	.032	
V8-5.7L F/inj. (32V) DOHC 3URFE	*XP5325	APP5325			.044	

Sienna

V6-3.5L F/inj. (24V) DOHC 2GR-FE	*XP5325	APP5325			.044	
----------------------------------	----------------	---------	--	--	------	--

Tacoma

4-2.7L F/inj. (16V) DOHC 2TR-FE	*XP5325	APP5325			.044	
V6-4.0L F/inj. (24V) DOHC 1GR-FE	XP5325	*APP5325 ⁹⁵²⁴			.044	

Tundra

V6-4.0L F/inj. (24V) DOHC 1GR-FE	XP5325	*APP5325 ⁹⁵²⁴			.044	
V8-4.7L F/inj. (32V) DOHC 2UZ-FE	*XP3923	APP3923	AP3923	3923	.032	
V8-5.7L F/inj. (32V) DOHC 3URFE	*XP5325	APP5325			.044	

2007 4 Runner

V6-4.0L F/inj. (24V) DOHC 1GR-FE	XP5325	*APP5325 ⁹⁵²⁴			.044	
V8-4.7L F/inj. (32V) DOHC 2UZ-FE	*XP3923	APP3923	AP3923	3923	.044	

FJ Cruiser

V6-4.0L F/inj. (24V) DOHC 1GR-FE	XP5325	*APP5325 ⁹⁵²⁴			.044	
----------------------------------	--------	---------------------------------	--	--	------	--

Highlander

4-2.4L F/inj. (16V) DOHC 2AZ-FE	*XP3923	APP3923	AP3923	3923	.044	
V6-3.3L F/inj. (24V) DOHC 3MZ-FE						

Highlander Hybrid

V6-3.3L F/inj. (24V) DOHC 3MZ-FE	*XP3923	APP3923	AP3923	3923	.044	
----------------------------------	----------------	---------	--------	------	------	--

Land Cruiser

V8-4.7L F/inj. (32V) DOHC 2UZ-FE	*XP3923	APP3923	AP3923	3923	.044	
----------------------------------	----------------	---------	--------	------	------	--

RAV4

4-2.4L F/inj. (16V) DOHC 2AZ-FE	*XP3923	APP3923	AP3923	3923	.044	
V6-3.5L F/inj. (24V) DOHC 2GR-FE	*XP5325	APP5325			.044	

Sequoia

V8-4.7L F/inj. (32V) DOHC 2UZ-FE	*XP3923	APP3923	AP3923	3923	.032	
----------------------------------	----------------	---------	--------	------	------	--

Sienna

V6-3.3L F/inj. (24V) DOHC 3MZ-FE	*XP3923	APP3923	AP3923	3923	.044	
V6-3.5L F/inj. (24V) DOHC 2GR-FE	*XP5325	APP5325			.044	

Tacoma

4-2.7L F/inj. (16V) DOHC 2TR-FE	*XP5325	APP5325			.044	
V6-4.0L F/inj. (24V) DOHC 1GR-FE						

Tundra

V6-4.0L F/inj. (24V) DOHC 1GR-FE	XP5325	*APP5325 ⁹⁵²⁴			.044	
V8-4.7L F/inj. (32V) DOHC 2UZ-FE	*XP3923	APP3923	AP3923	3923	.032	
V8-5.7L F/inj. (32V) DOHC 3URFE	*XP5325	APP5325			.044	

2006 4 Runner

V6-4.0L F/inj. (24V) DOHC 1GR-FE	XP5325	*APP5325 ⁹⁵²⁴			.044	
V8-4.7L F/inj. (32V) DOHC 2UZ-FE	*XP3923	APP3923	AP3923	3923	.044	

Highlander

4-2.4L F/inj. (16V) DOHC 2AZ-FE	*XP3923	APP3923	AP3923	3923	.044	
V6-3.3L F/inj. (24V) DOHC 3MZ-FE						

Highlander Hybrid

V6-3.3L F/inj. (24V) DOHC 3MZ-FE	*XP3923	APP3923	AP3923	3923	.044	
----------------------------------	----------------	---------	--------	------	------	--

***NOTE: O.E. Recommended Plug *REMARQUE : bouchon recommandé pour l'équipement d'origine *NOTA: Se recomienda conector del equipo original**

See Section 9 pour les remarques en français en bas de page. Ver Sección 9 para las páginas de notas de pie de página español.

⁹⁵²⁴ Fine wire

Passenger Cars & Light Trucks 2011 - 1996



Autolite XP^{®}**
IRIDIUM
ENHANCED
.6mm FINEWIRE

Autolite[®]
DOUBLE
PLATINUM

Autolite[®]
PLATINUM &
REVOLUTION HT[®]

Autolite[®]
COPPER
CORE

GAP
ÉCARTEMENT
ESPACIO

Autolite[®]
GLOW
PLUGS

2006 TOYOTA TRUCK (includes light trucks, vans, SUV's) (Cont'd)

Land Cruiser

V8-4.7L F/inj. (32V) DOHC 2UZ-FE	*XP3923	APP3923	AP3923	3923	.044	
----------------------------------	----------------	---------	--------	------	------	--

RAV4

4-2.4L F/inj. (16V) DOHC 2AZ-FE	*XP3923	APP3923	AP3923	3923	.044	
V6-3.5L F/inj. (24V) DOHC 2GR-FE	*XP5325	APP5325			.044	

Sequoia

V8-4.7L F/inj. (32V) DOHC 2UZ-FE	*XP3923	APP3923	AP3923	3923	.032	
----------------------------------	----------------	---------	--------	------	------	--

Sienna

V6-3.3L F/inj. (24V) DOHC 3MZ-FE	*XP3923	APP3923	AP3923	3923	.044	
----------------------------------	----------------	---------	--------	------	------	--

Tacoma

4-2.7L F/inj. (16V) DOHC 2TR-FE	*XP5325	APP5325			.044	
V6-4.0L F/inj. (24V) DOHC 1GR-FE						

Tundra

V6-4.0L F/inj. (24V) DOHC 1GR-FE	XP5325	*APP5325 ⁹⁵²⁴			.044	
V8-4.7L F/inj. (32V) DOHC 2UZ-FE	*XP3923	APP3923	AP3923	3923	.032	

2005 4 Runner

V6-4.0L F/inj. (24V) DOHC 1GR-FE	XP5325	*APP5325 ⁹⁵²⁴			.044	
V8-4.7L F/inj. (32V) DOHC 2UZ-FE	*XP3923	APP3923	AP3923	3923	.044	

Highlander

4-2.4L F/inj. (16V) DOHC 2AZ-FE	*XP3923	APP3923	AP3923	3923	.044	
V6-3.3L F/inj. (24V) DOHC 3MZ-FE						

Highlander Hybrid

V6-3.3L F/inj. (24V) DOHC 3MZ-FE	*XP3923	APP3923	AP3923	3923	.044	
----------------------------------	----------------	---------	--------	------	------	--

Land Cruiser

V8-4.7L F/inj. (32V) DOHC 2UZ-FE	*XP3923	APP3923	AP3923	3923	.044	
----------------------------------	----------------	---------	--------	------	------	--

RAV4

4-2.4L F/inj. (16V) DOHC 2AZ-FE	*XP3923	APP3923	AP3923	3923	.044	
---------------------------------	----------------	---------	--------	------	------	--

Sequoia

V8-4.7L F/inj. (32V) DOHC 2UZ-FE	XP3923	APP3923	AP3923	*3923	.032	
----------------------------------	--------	---------	--------	--------------	------	--

Sienna

V6-3.3L F/inj. (24V) DOHC 3MZ-FE	*XP3923	APP3923	AP3923	3923	.044	
----------------------------------	----------------	---------	--------	------	------	--

Tacoma

4-2.7L F/inj. (16V) DOHC 2TR-FE	*XP5325	APP5325			.044	
V6-4.0L F/inj. (24V) DOHC 1GR-FE	XP5325	*APP5325 ⁹⁵²⁴			.044	

Tundra

V6-4.0L F/inj. (24V) DOHC 1GR-FE	XP5325	*APP5325 ⁹⁵²⁴			.044	
V8-4.7L F/inj. (32V) DOHC 2UZ-FE	XP3923	APP3923	AP3923	*3923	.032	

2004 4 Runner

V6-4.0L F/inj. (24V) DOHC 1GR-FE	XP5325	*APP5325 ⁹⁵²⁴			.044	
V8-4.7L F/inj. (32V) DOHC 2UZ-FE	*XP3923	APP3923	AP3923	3923	.044	

Highlander

4-2.4L F/inj. (16V) DOHC 2AZ-FE	*XP3923	APP3923	AP3923	3923	.044	
V6-3.3L F/inj. (24V) QOHC 3MZ-FE						

Land Cruiser

V8-4.7L F/inj. (32V) DOHC 2UZ-FE	*XP3923	APP3923	AP3923	3923	.044	
----------------------------------	----------------	---------	--------	------	------	--

RAV4

4-2.4L F/inj. (16V) DOHC 2AZ-FE	*XP3923	APP3923	AP3923	3923	.044	
---------------------------------	----------------	---------	--------	------	------	--

Sequoia

V8-4.7L F/inj. (32V) DOHC 2UZ-FE	XP3923	APP3923	AP3923	*3923	.032	
----------------------------------	--------	---------	--------	--------------	------	--

Sienna

V6-3.3L F/inj. (24V) DOHC 3MZ-FE	*XP3923	APP3923	AP3923	3923	.044	
----------------------------------	----------------	---------	--------	------	------	--

***NOTE: O.E. Recommended Plug *REMARQUE : bouchon recommandé pour l'équipement d'origine *NOTA: Se recomienda conector del equipo original**

Se Section 9 pour les remarques en français en bas de page. Ver Sección 9 para las páginas de notas de pie de página español.

⁹⁵²⁴ Fine wire

Passenger Cars & Light Trucks 2011 - 1996



Autolite XP^{®}**
IRIDIUM
ENHANCED
.6mm FINEWIRE

Autolite[®]
DOUBLE
PLATINUM

Autolite[®]
PLATINUM &
REVOLUTION HT[®]

Autolite[®]
COPPER
CORE

GAP
ÉNCARTEMENT
ESPACIO

Autolite[®]
GLOW
PLUGS

2004 TOYOTA TRUCK (includes light trucks, vans, SUV's) (Cont'd)



Model	Engine	Autolite XP ^{®**}	Autolite [®] DOUBLE PLATINUM	Autolite [®] PLATINUM & REVOLUTION HT [®]	Autolite [®] COPPER CORE	GAP ÉNCARTEMENT ESPACIO	Autolite [®] GLOW PLUGS
Tacoma							
4-2.4L F/inj. (16V) DOHC 2RZ-FE (N)	XP3924	APP3924	AP3924	*3924	.032		
4-2.7L F/inj. (16V) DOHC 3RZ-FE							
V6-3.4L F/inj. (24V) DOHC 5VZ-FE	XP3924	APP3924	AP3924	*3924	.044		
Tundra							
V6-3.4L F/inj. (24V) DOHC 5VZ-FE (1)	XP3924	APP3924	AP3924	*3924	.044		
V8-4.7L F/inj. (32V) DOHC 2UZ-FE	XP3923	APP3923	AP3923	*3923	.032		
2003 4 Runner							
V6-4.0L F/inj. (24V) DOHC 1GR-FE	XP5325	*APP5325 ⁹⁵²⁴			.044		
V8-4.7L F/inj. (32V) DOHC 2UZ-FE	*XP3923	APP3923	AP3923	3923	.044		
Highlander							
4-2.4L F/inj. (16V) DOHC 2AZ-FE	*XP3923	APP3923	AP3923	3923	.044		
V6-3.0L F/inj. (24V) DOHC 1MZ-FE							
Land Cruiser							
V8-4.7L F/inj. (32V) DOHC 2UZ-FE	*XP3923	APP3923	AP3923	3923	.044		
RAV4							
4-2.0L F/inj. (16V) DOHC 1AZ-FE	*XP3923	APP3923	AP3923	3923	.044		
Sequoia							
V8-4.7L F/inj. (32V) DOHC 2UZ-FE	XP3923	APP3923	AP3923	*3923	.032		
Sienna							
V6-3.0L F/inj. (24V) DOHC 1MZ-FE	*XP3923	APP3923	AP3923	3923	.044		
Tacoma							
4-2.4L F/inj. (16V) DOHC 2RZ-FE (N)	XP3924	APP3924	AP3924	*3924	.032		
4-2.7L F/inj. (16V) DOHC 3RZ-FE							
V6-3.4L F/inj. (24V) DOHC 5VZ-FE	XP3924	APP3924	AP3924	*3924	.044		
Tundra							
V6-3.4L F/inj. (24V) DOHC 5VZ-FE (1)	XP3924	APP3924	AP3924	*3924	.044		
V8-4.7L F/inj. (32V) DOHC 2UZ-FE	XP3923	APP3923	AP3923	*3923	.032		
2002 4 Runner							
V6-3.4L F/inj. (24V) DOHC 5VZ-FE	XP3924	APP3924	AP3924	*3924	.044		
Highlander							
4-2.4L F/inj. (16V) DOHC 2AZ-FE	*XP3923	APP3923	AP3923	3923	.044		
V6-3.0L F/inj. (24V) DOHC 1MZ-FE							
Land Cruiser							
V8-4.7L F/inj. (32V) DOHC 2UZ-FE	*XP3923	APP3923	AP3923	3923	.044		
RAV4							
4-2.0L F/inj. (16V) DOHC 1AZ-FE	*XP3923	APP3923	AP3923	3923	.044		
Sequoia							
V8-4.7L F/inj. (32V) DOHC 2UZ-FE	XP3923	APP3923	AP3923	*3923	.032		
Sienna							
V6-3.0L F/inj. (24V) DOHC 1MZ-FE	*XP3923	APP3923	AP3923	3923	.044		
Tacoma							
4-2.4L F/inj. (16V) DOHC 2RZ-FE (N)	XP3924	APP3924	AP3924	*3924	.032		
4-2.7L F/inj. (16V) DOHC 3RZ-FE							
V6-3.4L F/inj. (24V) DOHC 5VZ-FE	XP3924	APP3924	AP3924	*3924	.044		
Tundra							
V6-3.4L F/inj. (24V) DOHC 5VZ-FE (1)	XP3924	APP3924	AP3924	*3924	.044		
V8-4.7L F/inj. (32V) DOHC 2UZ-FE	XP3923	APP3923	AP3923	*3923	.032		
2001 4 Runner							
V6-3.4L F/inj. (24V) DOHC 5VZ-FE	XP3924	APP3924	AP3924	*3924	.044		

*NOTE: O.E. Recommended Plug *REMARQUE : bouchon recommandé pour l'équipement d'origine *NOTA: Se recomienda conector del equipo original

Se Section 9 pour les remarques en français en bas de page. Ver Seccion 9 para las páginas de notas de pie de página español.

⁹⁵²⁴ Fine wire

Passenger Cars & Light Trucks 2011 - 1996

		Autolite XP^{®**} IRIDIUM ENHANCED .6mm FINEWIRE	Autolite[®] DOUBLE PLATINUM	Autolite[®] PLATINUM & REVOLUTION HT [®]	Autolite[®] COPPER CORE	GAP ÉCARTEMENT ESPACIO	Autolite[®] GLOW PLUGS
2001 TOYOTA TRUCK (includes light trucks, vans, SUV's) (Cont'd)							
<i>Highlander</i>							
4-2.4L F/inj. (16V) DOHC 2AZ-FE		*XP3923	APP3923	AP3923	3923	.044	
V6-3.0L F/inj. (24V) DOHC 1MZ-FE							
<i>Land Cruiser</i>							
V8-4.7L F/inj. (32V) DOHC 2UZ-FE		*XP3923	APP3923	AP3923	3923	.044	
<i>RAV4</i>							
4-2.0L F/inj. (16V) DOHC 1AZ-FE		*XP3923	APP3923	AP3923	3923	.044	
<i>Sequoia</i>							
V8-4.7L F/inj. (32V) DOHC 2UZ-FE		XP3923	APP3923	AP3923	*3923	.032	
<i>Sienna</i>							
V6-3.0L F/inj. (24V) DOHC 1MZ-FE		*XP3923	APP3923	AP3923	3923	.044	
<i>Tacoma</i>							
4-2.4L F/inj. (16V) DOHC 2RZ-FE		XP3924	APP3924	AP3924	*3924	.044	
4-2.7L F/inj. (16V) DOHC 3RZ-FE		XP3924	APP3924	AP3924	*3924	.032	
V6-3.4L F/inj. (24V) DOHC 5VZ-FE		XP3924	APP3924	AP3924	*3924	.044	
<i>Tundra</i>							
V6-3.4L F/inj. (24V) DOHC 5VZ-FE		XP3924	APP3924	AP3924	*3924	.044	
V8-4.7L F/inj. (32V) DOHC 2UZ-FE		XP3923	APP3923	AP3923	*3923	.032	
2000 4 Runner							
4-2.7L F/inj. (16V) DOHC 3RZ-FE		XP3924	APP3924	AP3924	*3924	.032	
V6-3.4L F/inj. (24V) DOHC 5VZ-FE		XP3924	APP3924	AP3924	*3924	.044	
<i>Land Cruiser</i>							
V8-4.7L F/inj. (32V) DOHC 2UZ-FE		*XP3923	APP3923	AP3923	3923	.044	
<i>RAV4</i>							
4-2.0L F/inj. (16V) DOHC 3S-FE		XP3923	*APP3923	AP3923	3923	.044	
<i>Sequoia</i>							
V8-4.7L F/inj. (32V) DOHC 2UZ-FE		XP3923	APP3923	AP3923	*3923	.032	
<i>Sienna</i>							
V6-3.0L F/inj. (24V) DOHC 1MZ-FE		XP3923	APP3923	*AP3923	3923	.044	
<i>Tacoma</i>							
4-2.4L F/inj. (16V) DOHC 2RZ-FE		XP3924	APP3924	AP3924	*3924	.032	
4-2.7L F/inj. (16V) DOHC 3RZ-FE							
V6-3.4L F/inj. (24V) DOHC 5VZ-FE		XP3924	APP3924	AP3924	*3924	.044	
<i>Tundra</i>							
V6-3.4L F/inj. (24V) DOHC 5VZ-FE		XP3924	APP3924	AP3924	*3924	.044	
V8-4.7L F/inj. (32V) DOHC 2UZ-FE		XP3923	APP3923	AP3923	*3923	.032	
1999 4 Runner							
4-2.7L F/inj. (16V) DOHC 3RZ-FE		XP3924	APP3924	AP3924	*3924	.032	
V6-3.4L F/inj. (24V) DOHC 5VZ-FE		XP3924	APP3924	AP3924	*3924	.044	
<i>Land Cruiser</i>							
V8-4.7L F/inj. (32V) DOHC 2UZ-FE		*XP3923	APP3923	AP3923	3923	.044	
<i>RAV4</i>							
4-2.0L F/inj. (16V) DOHC 3S-FE		XP3923	*APP3923	AP3923	3923	.044	
<i>Sienna</i>							
V6-3.0L F/inj. (24V) DOHC 1MZ-FE		XP3923	APP3923	*AP3923	3923	.044	
<i>Tacoma</i>							
4-2.4L F/inj. (16V) DOHC 2RZ-FE		XP3924	APP3924	AP3924	*3924	.032	
4-2.7L F/inj. (16V) DOHC 3RZ-FE							
V6-3.4L F/inj. (24V) DOHC 5VZ-FE		XP3924	APP3924	AP3924	*3924	.044	
<i>Tundra</i>							
V6-3.4L F/inj. (24V) DOHC 5VZ-FE		XP3924	APP3924	AP3924	*3924	.044	
V8-4.7L F/inj. (32V) DOHC 2UZ-FE		XP3923	APP3923	AP3923	*3923	.032	

***NOTE: O.E. Recommended Plug *REMARQUE : bouchon recommandé pour l'équipement d'origine *NOTA: Se recomienda conector del equipo original**

Se Section 9 pour les remarques en français en bas de page. Ver Seccion 9 para las páginas de notas de pie de página español.

Passenger Cars & Light Trucks 2011 - 1996



Autolite XP^{®}**
IRIDIUM
ENHANCED
.6mm FINEWIRE

Autolite[®]
DOUBLE
PLATINUM

Autolite[®]
PLATINUM &
REVOLUTION HT[®]

Autolite[®]
COPPER
CORE

GAP
ÉNCARTEMENT
ESPACIO

Autolite[®]
GLOW
PLUGS

TOYOTA TRUCK (includes light trucks, vans, SUV's) (Cont'd)

1998 4 Runner

4-2.7L F/inj. (16V) DOHC 3RZ-FE	XP3924	APP3924	AP3924	*3924	.032	
V6-3.4L F/inj. (24V) DOHC 5VZ-FE	XP3924	APP3924	AP3924	*3924	.044	

Land Cruiser

V8-4.7L F/inj. (32V) DOHC 2UZ-FE	*XP3923	APP3923	AP3923	3923	.044	
----------------------------------	----------------	---------	--------	------	------	--

RAV4

4-2.0L F/inj. (16V) DOHC 3S-FE	XP3923	*APP3923	AP3923	3923	.044	
--------------------------------	--------	-----------------	--------	------	------	--

Sienna

V6-3.0L F/inj. (24V) DOHC 1MZ-FE	XP3923	*APP3923	AP3923	3923	.044	
----------------------------------	--------	-----------------	--------	------	------	--

T100 Pickup

4-2.7L F/inj. (16V) DOHC 3RZ-FE	XP3924	APP3924	AP3924	*3924	.032	
V6-3.4L F/inj. (24V) DOHC 5VZ-FE	XP3924	APP3924	AP3924	*3924	.044	

Tacoma

4-2.4L F/inj. (16V) DOHC 2RZ-FE	XP3924	APP3924	AP3924	*3924	.032	
4-2.7L F/inj. (16V) DOHC 3RZ-FE						
V6-3.4L F/inj. (24V) DOHC 5VZ-FE	XP3924	APP3924	AP3924	*3924	.044	

1997 4 Runner

4-2.7L F/inj. (16V) DOHC 3RZ-FE	XP3924	APP3924	AP3924	*3924	.032	
V6-3.4L F/inj. (24V) DOHC 5VZ-FE	XP3924	APP3924	AP3924	*3924	.044	

Land Cruiser

6-4.5L F/inj. (24V) DOHC 1FZ-FE	XP3924	APP3924	AP3924	*3924	.032	
---------------------------------	--------	---------	--------	--------------	------	--

Previa

4-2.4L F/inj. (16V) DOHC 2TZ-FZE SC	XP3923	*APP3923	AP3923	3923	.044	
-------------------------------------	--------	-----------------	--------	------	------	--

RAV4

4-2.0L F/inj. (16V) DOHC 3S-FE	XP3923	*APP3923	AP3923	3923	.044	
--------------------------------	--------	-----------------	--------	------	------	--

T100 Pickup

4-2.7L F/inj. (16V) DOHC 3RZ-FE	XP3924	APP3924	AP3924	*3924	.032	
V6-3.4L F/inj. (24V) DOHC 5VZ-FE	XP3924	APP3924	AP3924	*3924	.044	

Tacoma

4-2.4L F/inj. (16V) DOHC 2RZ-FE	XP3924	APP3924	AP3924	*3924	.032	
4-2.7L F/inj. (16V) DOHC 3RZ-FE						
V6-3.4L F/inj. (24V) DOHC 5VZ-FE	XP3924	APP3924	AP3924	*3924	.044	

1996 4 Runner

4-2.7L F/inj. (16V) DOHC 3RZ-FE	XP3924	APP3924	AP3924	*3924	.032	
V6-3.0L F/inj. (24V) DOHC 3VZ-E						
V6-3.4L F/inj. (24V) DOHC 5VZ-FE	XP3924	APP3924	AP3924	*3924	.044	

Land Cruiser

6-4.5L F/inj. (24V) DOHC 1FZ-FE	XP3924	APP3924	AP3924	*3924	.032	
---------------------------------	--------	---------	--------	--------------	------	--

Previa

4-2.4L F/inj. (16V) DOHC 2TZ-FE	XP3924	*APP3924	AP3924	3924	.044	
4-2.4L F/inj. (16V) DOHC 2TZ-FZE SC	XP3923	*APP3923	AP3923	3923	.044	

RAV4

4-2.0L F/inj. (16V) DOHC 3S-FE	XP3923	*APP3923	AP3923	3923	.044	
--------------------------------	--------	-----------------	--------	------	------	--

T100 Pickup

4-2.7L F/inj. (16V) DOHC 3RZ-FE	XP3924	APP3924	AP3924	*3924	.032	
V6-3.4L F/inj. (24V) DOHC 5VZ-FE	XP3924	APP3924	AP3924	*3924	.044	

Tacoma

4-2.4L F/inj. (16V) DOHC 2RZ-FE	XP3924	APP3924	AP3924	*3924	.032	
4-2.7L F/inj. (16V) DOHC 3RZ-FE						
V6-3.4L F/inj. (24V) DOHC 5VZ-FE	XP3924	APP3924	AP3924	*3924	.044	

*NOTE: O.E. Recommended Plug *REMARQUE : bouchon recommandé pour l'équipement d'origine *NOTA: Se recomienda conector del equipo original

Se Section 9 pour les remarques en français en bas de page. Ver Seccion 9 para las páginas de notas de pie de página español.

Passenger Cars & Light Trucks 2011 - 1996



Autolite XP^{®}**
IRIDIUM
ENHANCED
.6mm FINEWIRE

Autolite[®]
DOUBLE
PLATINUM

Autolite[®]
PLATINUM &
REVOLUTION HT[®]

Autolite[®]
COPPER
CORE

GAP
ÉNCARTEMENT
ESPACIO

Autolite[®]
GLOW
PLUGS

VOLKSWAGEN CAR

2011 VOLKSWAGEN CAR

Beetle

5-2.5L F/inj. (20V) DOHC BPS (F)	XP5224	APP5224	AP5224	*5224	.043	
----------------------------------	--------	---------	--------	--------------	------	--

CC

4-2.0L D.I. (16V) DOHC CBFA Turbo 4-2.0L D.I. (16V) DOHC CCTA Turbo	*XP3923	APP3923	AP3923	3923	.032	
--	----------------	---------	--------	------	------	--

EOS

4-2.0L D.I. (16V) DOHC BPY Turbo	*XP3923	APP3923	AP3923	3923	.032	
----------------------------------	----------------	---------	--------	------	------	--

Golf

5-2.5L F/inj. (20V) DOHC CBTA (A) 5-2.5L F/inj. (20V) DOHC CBUA	XP5224	APP5224	AP5224	*5224	.043	
--	--------	---------	--------	--------------	------	--

GTI

4-2.0L D.I. (16V) DOHC CBFA Turbo 4-2.0L D.I. (16V) DOHC CCTA Turbo	*XP3923	APP3923	AP3923	3923	.032	
--	----------------	---------	--------	------	------	--

Jetta, Jetta GLI

4-2.0L D.I. (16V) DOHC CBPA 5-2.5L D.I. (20V) DOHC CBTA 5-2.5L D.I. (20V) DOHC CBUA 5-2.5L D.I. (20V) DOHC CCGA	XP5224	APP5224	AP5224	*5224	.043	
--	--------	---------	--------	--------------	------	--

2010 Beetle

5-2.5L F/inj. (20V) DOHC BPR (F) 5-2.5L F/inj. (20V) DOHC BPS (W) 5-2.5L F/inj. (PZEV) (G)	XP5224	APP5224	AP5224	*5224	.043	
--	--------	---------	--------	--------------	------	--

CC

4-2.0L D.I. (16V) DOHC CAWB Turbo 4-2.0L D.I. (16V) DOHC CBFA Turbo 4-2.0L D.I. (16V) DOHC CCTA Turbo 4-2.0L D.I. (16V) DOHC CCZA Turbo	*XP3923	APP3923	AP3923	3923	.032	
--	----------------	---------	--------	------	------	--

City Golf (Canada)

4-2.0L F/inj. (16V) SOHC BEV CAN	XP5224	*APP5224	AP5224	5224	.043	
----------------------------------	--------	-----------------	--------	------	------	--

EOS

4-2.0L D.I. (16V) DOHC CBFA Turbo 4-2.0L D.I. (16V) DOHC CCTA Turbo 4-2.0L D.I. (16V) DOHC CCZA Turbo	*XP3923	APP3923	AP3923	3923	.032	
---	----------------	---------	--------	------	------	--

GLI

4-2.0L D.I. (16V) DOHC CBFA Turbo 4-2.0L D.I. (16V) DOHC CCTA Turbo	*XP3923	APP3923	AP3923	3923	.043	
--	----------------	---------	--------	------	------	--

Golf

5-2.5L F/inj. (20V) DOHC CBTA (A) 5-2.5L F/inj. (20V) DOHC CBUA	XP5224	APP5224	AP5224	*5224	.043	
--	--------	---------	--------	--------------	------	--

GTI

4-2.0L D.I. (16V) DOHC CBFA Turbo 4-2.0L D.I. (16V) DOHC CCTA Turbo	*XP3923	APP3923	AP3923	3923	.032	
--	----------------	---------	--------	------	------	--

Jetta, Jetta GLI

4-2.0L D.I. (16V) DOHC CBFA Turbo 4-2.0L D.I. (16V) DOHC CCTA Turbo	*XP3923	APP3923	AP3923	3923	.032	
5-2.5L D.I. (20V) DOHC CBTA 5-2.5L D.I. (20V) DOHC CBUA	XP5224	APP5224	AP5224	*5224	.043	

Passat, Syncro

4-2.0L D.I. (16V) DOHC BPY Turbo 4-2.0L D.I. (16V) DOHC CCTA Turbo	*XP3923	APP3923	AP3923	3923	.032	
---	----------------	---------	--------	------	------	--

Rabbit

5-2.5L F/inj. (20V) DOHC CBTA (A) 5-2.5L F/inj. (20V) DOHC CBUA	*XP5224	APP5224	AP5224	5224	.043	
--	----------------	---------	--------	------	------	--

***NOTE: O.E. Recommended Plug *REMARQUE : bouchon recommandé pour l'équipement d'origine *NOTA: Se recomienda conector del equipo original**

Se Section 9 pour les remarques en français en bas de page. Ver Seccion 9 para las páginas de notas de pie de página español.

Passenger Cars & Light Trucks 2011 - 1996



Autolite XP^{®}**
IRIDIUM
ENHANCED
.6mm FINEWIRE

Autolite[®]
DOUBLE
PLATINUM

Autolite[®]
PLATINUM &
REVOLUTION HT[®]

Autolite[®]
COPPER
CORE

GAP
ÉCARTEMENT
ESPACIO

Autolite[®]
GLOW
PLUGS

VOLKSWAGEN CAR (Cont'd)

2009 Beetle

5-2.5L F/inj. (20V) DOHC BPR (F) 5-2.5L F/inj. (20V) DOHC BPS (W) 5-2.5L F/inj. (PZEV) (G)	XP5224	APP5224	AP5224	*5224	.043	
--	--------	---------	--------	--------------	------	--

CC

4-2.0L D.I. (16V) DOHC CCTA Turbo	XP3923	*APP3923	AP3923	3923	.032	
-----------------------------------	--------	-----------------	--------	------	------	--

City Golf (Canada)

4-2.0L F/inj. (16V) SOHC BEV CAN	XP5224	*APP5224	AP5224	5224	.043	
----------------------------------	--------	-----------------	--------	------	------	--

City Jetta (Canada)

4-2.0L F/inj. (16V) SOHC BEV CAN	XP5224	*APP5224	AP5224	5224	.043	
----------------------------------	--------	-----------------	--------	------	------	--

EOS

4-2.0L D.I. (16V) DOHC BPY Turbo 4-2.0L D.I. (16V) DOHC CCTA Turbo	XP3923	*APP3923	AP3923	3923	.032	
---	--------	-----------------	--------	------	------	--

GLI

4-2.0L D.I. (16V) DOHC CBFA Turbo 4-2.0L D.I. (16V) DOHC CCTA Turbo	*XP3923	APP3923	AP3923	3923	.043	
--	----------------	---------	--------	------	------	--

GTI

4-2.0L D.I. (16V) DOHC CBFA Turbo 4-2.0L D.I. (16V) DOHC CCTA Turbo	XP3923	*APP3923	AP3923	3923	.032	
--	--------	-----------------	--------	------	------	--

Jetta, Jetta GLI

4-2.0L D.I. (16V) DOHC CBFA Turbo CAN	XP3923	*APP3923	AP3923	3923	.032	
4-2.0L D.I. (16V) DOHC CCTA Turbo CAN	*XP3923	APP3923	AP3923	3923	.032	
5-2.5L D.I. (20V) DOHC CBTA	*XP5224	APP5224	AP5224	5224	.043	
5-2.5L D.I. (20V) DOHC CBUA	XP5224	APP5224	AP5224	*5224	.043	

Passat, Syncro

4-2.0L D.I. (16V) DOHC BPY Turbo 4-2.0L D.I. (16V) DOHC CCTA Turbo	*XP3923	APP3923	AP3923	3923	.032	
---	----------------	---------	--------	------	------	--

Rabbit

5-2.5L F/inj. (20V) DOHC CBTA (A) 5-2.5L F/inj. (20V) DOHC CBUA	*XP5224	APP5224	AP5224	5224	.043	
--	----------------	---------	--------	------	------	--

2008 Beetle

5-2.5L F/inj. (20V) DOHC BPR (F) 5-2.5L F/inj. (20V) DOHC BPS (W)	*XP5224	APP5224	AP5224	5224	.043	
--	----------------	---------	--------	------	------	--

City Golf (Canada)

4-2.0L F/inj. (16V) SOHC BEV CAN	XP5224	*APP5224	AP5224	5224	.043	
----------------------------------	--------	-----------------	--------	------	------	--

City Jetta (Canada)

4-2.0L F/inj. (16V) SOHC BEV CAN	XP5224	*APP5224	AP5224	5224	.043	
----------------------------------	--------	-----------------	--------	------	------	--

EOS

4-2.0L D.I. (16V) DOHC BPY Turbo	*XP3923	APP3923	AP3923	3923	.032	
----------------------------------	----------------	---------	--------	------	------	--

GLI

4-2.0L D.I. (16V) DOHC BPY Turbo 4-2.0L D.I. (16V) DOHC CBFA Turbo 4-2.0L D.I. (16V) DOHC CCTA Turbo	*XP3923	APP3923	AP3923	3923	.032	
--	----------------	---------	--------	------	------	--

GTI

4-2.0L D.I. (16V) DOHC BPY Turbo 4-2.0L D.I. (16V) DOHC CBFA Turbo 4-2.0L D.I. (16V) DOHC CCTA Turbo	*XP3923	APP3923	AP3923	3923	.032	
--	----------------	---------	--------	------	------	--

Jetta, Jetta GLI

4-2.0L D.I. (16V) DOHC BPY Turbo CAN 4-2.0L D.I. (16V) DOHC CBFA Turbo 4-2.0L D.I. (16V) DOHC CBFA Turbo CAN 4-2.0L D.I. (16V) DOHC CCTA Turbo CAN	*XP3923	APP3923	AP3923	3923	.032	
5-2.5L D.I. (20V) DOHC CBTA 5-2.5L D.I. (20V) DOHC CBTA CAN 5-2.5L D.I. (20V) DOHC CBUA 5-2.5L D.I. (20V) DOHC CBUA CAN	*XP5224	APP5224	AP5224	5224	.043	

***NOTE: O.E. Recommended Plug *REMARQUE : bouchon recommandé pour l'équipement d'origine *NOTA: Se recomienda conector del equipo original**

See Section 9 pour les remarques en français en bas de page. Ver Sección 9 para las páginas de notas de pie de página español.

Passenger Cars & Light Trucks 2011 - 1996



Autolite XP^{®}**
IRIDIUM
ENHANCED
.6mm FINEWIRE

Autolite[®]
DOUBLE
PLATINUM

Autolite[®]
PLATINUM &
REVOLUTION HT[®]

Autolite[®]
COPPER
CORE

GAP
ÉNCARTEMENT
ESPACIO

Autolite[®]
GLOW
PLUGS

2008 VOLKSWAGEN CAR (Cont'd)

Passat, Syncro

4-2.0L D.I. (16V) DOHC BPY Turbo
4-2.0L D.I. (16V) DOHC CCTA Turbo

***XP3923**

APP3923

AP3923

3923

.032

Rabbit

5-2.5L F/inj. (20V) DOHC CBTA (A)
5-2.5L F/inj. (20V) DOHC CBTA (A) CAN
5-2.5L F/inj. (20V) DOHC CBUA
5-2.5L F/inj. (20V) DOHC CBUA CAN

***XP5224**

APP5224

AP5224

5224

.043

2007 Beetle

5-2.5L F/inj. (20V) DOHC BPR
5-2.5L F/inj. (20V) DOHC BPS

XP5224

***APP5224**

AP5224

5224

.043

City Golf (Canada)

4-2.0L F/inj. (16V) SOHC BEV CAN

XP5224

***APP5224**

AP5224

5224

.043

City Jetta (Canada)

4-2.0L F/inj. (16V) SOHC BEV CAN

XP5224

***APP5224**

AP5224

5224

.043

EOS

4-2.0L D.I. (16V) DOHC BPY Turbo
V6-3.2L D.I. (24V) DOHC BUB

***XP3923**

APP3923

AP3923

3923

.032

GTI Golf

4-2.0L D.I. (16V) DOHC BPY Turbo

***XP3923**

APP3923

AP3923

3923

.032

Jetta, Jetta GLI

4-2.0L D.I. (16V) DOHC BPY Turbo

***XP3923**

APP3923

AP3923

3923

.032

5-2.5L D.I. (20V) BGP

***XP5224**

APP5224

AP5224

5224

.043

5-2.5L D.I. (20V) BGQ

Passat, Syncro

4-2.0L D.I. (16V) DOHC BPY Turbo

***XP3923**

APP3923

AP3923

3923

.032

Rabbit

5-2.5L F/inj. (20V) DOHC BGP
5-2.5L F/inj. (20V) DOHC BGQ

XP5224

***APP5224**

AP5224

5224

.043

2006 Beetle

4-1.9L D.I. Diesel BEW Turbo

***1116**

5-2.5L F/inj. (20V) DOHC BPR

XP5224

***APP5224**

AP5224

5224

.043

5-2.5L F/inj. (20V) DOHC BPS

Golf, GTI, VR6

4-1.8L F/inj. (20V) DOHC AWP Turbo

XP3923

***APP3923**

AP3923

3923

.032

4-2.0L D.I. (16V) DOHC BPY Turbo

***XP3923**

APP3923

AP3923

3923

.032

4-2.0L F/inj. (8V) SOHC AVH

XP5224

***APP5224**

AP5224

5224

.043

4-2.0L F/inj. (8V) SOHC BEV

V6-2.8L F/inj. (24V) DOHC BDF

XP3924

***APP3924**

AP3924

3924

.043

Jetta, Jetta GLI

4-2.0L D.I. (16V) DOHC Turbo

***XP3923**

APP3923

AP3923

3923

.032

5-2.5L F/inj. (20V) DOHC

***XP5224**

APP5224

AP5224

5224

.043

Passat, Syncro

4-1.8L F/inj. (20V) DOHC AWM Turbo (D)

XP3923

***APP3923**

AP3923

3923

.032

4-2.0L D.I. (16V) DOHC BPY Turbo

***XP3923**

APP3923

AP3923

3923

.032

Phaeton

V8-4.2L F/inj. (40V) DOHC BGH

***XP3924**

APP3924

AP3924

3924

.028

W12-6.0L F/inj. (40V) DOHC BRP

XP5224

***APP5224**

AP5224

5224

.028

Rabbit

5-2.5L F/inj. (20V) DOHC BGP

XP5224

***APP5224**

AP5224

5224

.043

5-2.5L F/inj. (20V) DOHC BGQ

2005 Beetle

4-1.8L F/inj. (20V) DOHC AWW Turbo HO

XP3923

***APP3923**

AP3923

3923

.032

4-1.8L F/inj. (20V) DOHC BKF Turbo

***NOTE: O.E. Recommended Plug *REMARQUE : bouchon recommandé pour l'équipement d'origine *NOTA: Se recomienda conector del equipo original**

Se Section 9 pour les remarques en français en bas de page. Ver Sección 9 para las páginas de notas de pie de página español.

VOLKSWAGEN CAR

Passenger Cars & Light Trucks 2011 - 1996



Autolite XP[®]**
IRIDIUM
ENHANCED
.6mm FINEWIRE

Autolite[®]
DOUBLE
PLATINUM

Autolite[®]
PLATINUM &
REVOLUTION HT[®]

Autolite[®]
COPPER
CORE

GAP
ENCARTEMENT
ESPACIO

Autolite[®]
GLOW
PLUGS

2005 VOLKSWAGEN CAR *Beetle* (Cont'd)

4-1.9L D.I. Diesel BEW Turbo						*1116
4-2.0L F/inj. (8V) SOHC BEV	XP3923	*APP3923	AP3923	3923	.043	
4-2.0L F/inj. (8V) SOHC BGD						

Golf, GTI, VR6

4-1.8L F/inj. (20V) DOHC AWP Turbo	XP3923	*APP3923	AP3923	3923	.032	
4-1.9L Diesel BEW Turbo						*1116 ⁹⁴³⁵
4-2.0L F/inj. (8V) SOHC BEV	XP3923	*APP3923	AP3923	3923	.043	
V6-2.8L F/inj. (24V) DOHC BDF	XP3924	*APP3924	AP3924	3924	.043	

Jetta, Jetta GLI

4-1.8L F/inj. (20V) DOHC AWP Turbo	XP3923	*APP3923	AP3923	3923	.032	
4-1.9L D.I. Diesel BRM Turbo						*1116 ⁹⁴³⁵
4-1.9L Diesel BEW Turbo						
4-2.0L F/inj. (8V) SOHC	XP3923	*APP3923	AP3923	3923	.043	
5-2.5L F/inj. (20V) DOHC	*XP5224	APP5224	AP5224	5224	.043	

Passat, Syncro

4-1.8L F/inj. (20V) DOHC AWM Turbo (D)	XP3923	*APP3923	AP3923	3923	.043	
V6-2.8L F/inj. (30V) DOHC 4MOTION	XP3924	*APP3924	AP3924	3924	.043	
V6-2.8L F/inj. (30V) DOHC ATQ						

Phaeton

V8-4.2L F/inj. (40V) DOHC BGH	XP3924	APP3924	AP3924	*3924	.032	
W12-6.0L F/inj. (40V) DOHC BAP	XP3924	*APP3924	AP3924	3924	.028	

2004 *Beetle*

4-1.8L F/inj. (20V) DOHC AWP Turbo	XP3923	*APP3923	AP3923	3923	.032	
4-1.8L F/inj. (20V) DOHC AWW Turbo HO						*1116
4-1.9L D.I. Diesel ALH Turbo						
4-1.9L D.I. Diesel BEW Turbo						
4-2.0L F/inj. (8V) SOHC BEV	XP3923	APP3923	AP3923	*3923	.043	
4-2.0L F/inj. (8V) SOHC BGD						

Golf, GTI, VR6

4-1.8L F/inj. (20V) DOHC AWP Turbo	XP3923	*APP3923	AP3923	3923	.032	
4-1.9L Diesel ALH Turbo						*1116 ⁹⁴³⁵
4-1.9L Diesel BEW Turbo						
4-2.0L F/inj. (8V) SOHC BEV	XP3923	*APP3923	AP3923	3923	.043	
V6-2.8L F/inj. (24V) DOHC BDF	XP3924	*APP3924	AP3924	3924	.043	

Jetta, Jetta GLI

4-1.8L F/inj. (20V) DOHC AWP Turbo	XP3923	*APP3923	AP3923	3923	.032	
4-1.9L Diesel ALH Turbo						*1116 ⁹⁴³⁵
4-2.0L F/inj. (8V) SOHC	XP3923	APP3923	AP3923	*3923	.043	
V6-2.8L F/inj. (24V) DOHC	XP3924	*APP3924	AP3924	3924	.043	

Passat, Syncro

4-1.8L F/inj. (20V) DOHC AWM Turbo (D)	XP3923	*APP3923	AP3923	3923	.043	
4-2.0L F/inj. (8V) SOHC						
V6-2.8L F/inj. (30V) DOHC ATQ	XP3924	*APP3924	AP3924	3924	.043	
W8-4.0L F/inj. (32V) BDP	XP5224	APP5224	AP5224	*5224	.050	

Phaeton

V8-4.2L D.I. (32V) DOHC	XP3924	*APP3924	AP3924	3924	.032	
W12-6.0L F/inj. (48V) DOHC	XP3924	*APP3924	AP3924	3924	.028	

R32

V6-3.2L F/inj. (24V) DOHC				*4164	.032	
---------------------------	--	--	--	--------------	------	--

2003 *Beetle*

4-1.8L F/inj. (20V) DOHC AWP Turbo	XP3923	*APP3923	AP3923	3923	.032	
4-1.8L F/inj. (20V) DOHC AWW Turbo HO						*1116
4-1.9L Diesel ALH Turbo						

***NOTE: O.E. Recommended Plug *REMARQUE : bouchon recommandé pour l'équipement d'origine *NOTA: Se recomienda conector del equipo original**

See Section 9 pour les remarques en français en bas de page. Ver Sección 9 para las páginas de notas de pie de página español.

⁹⁴³⁵ Without glow plug heater

Passenger Cars & Light Trucks 2011 - 1996



Autolite XP^{®}**
IRIDIUM
ENHANCED
.6mm FINEWIRE

Autolite[®]
DOUBLE
PLATINUM

Autolite[®]
PLATINUM &
REVOLUTION HT[®]

Autolite[®]
COPPER
CORE

GAP
ÉNCARTEMENT
ESPACIO

Autolite[®]
GLOW
PLUGS

2003 VOLKSWAGEN CAR *Beetle* (Cont'd)

4-2.0L F/inj. (8V) SOHC AVH	XP3923	*APP3923	AP3923	3923	.043	
4-2.0L F/inj. (8V) SOHC BDC						

Golf, GTI, VR6

4-1.8L F/inj. (20V) DOHC AWP Turbo	XP3923	*APP3923	AP3923	3923	.032	
4-1.9L Diesel ALH Turbo						*1116 ⁹⁴³⁵
4-2.0L F/inj. (8V) SOHC AVH	XP3923	*APP3923	AP3923	3923	.043	
V6-2.8L F/inj. (24V) DOHC BDF	XP3924	*APP3924	AP3924	3924	.043	

Jetta, Jetta GLI

4-1.8L F/inj. (20V) DOHC AWP Turbo	XP3923	*APP3923	AP3923	3923	.032	
4-1.9L Diesel ALH Turbo						*1116 ⁹⁴³⁵
4-2.0L F/inj. (8V) SOHC AVH	XP3923	*APP3923	AP3923	3923	.043	
4-2.0L F/inj. (8V) SOHC AZG						
V6-2.8L F/inj. DOHC AFP	XP3924	*APP3924	AP3924	3924	.043	
V6-2.8L F/inj. DOHC BDF	XP5224	*APP5224	AP5224	5224	.043	

Passat, Syncro

4-1.8L F/inj. (20V) DOHC AWM Turbo	XP3923	*APP3923	AP3923	3923	.043	
V6-2.8L F/inj. (30V) DOHC ATQ	XP5224	*APP5224	AP5224	5224	.028	
W8-4.0L F/inj. (32V) BDP	XP5224	APP5224	AP5224	*5224	.050	

2002 *Beetle*

4-1.8L F/inj. (20V) DOHC AWP Turbo	XP3923	*APP3923	AP3923	3923	.032	
4-1.8L F/inj. (20V) DOHC AVW Turbo						
4-1.9L Diesel ALH Turbo						*1116
4-2.0L F/inj. (8V) SOHC AVH	XP3923	*APP3923	AP3923	3923	.043	
4-2.0L F/inj. (8V) SOHC AZG						
4-2.0L F/inj. Turbo (C)						

Cabrio

4-2.0L F/inj. SOHC ABA	XP3924	APP3924	*AP3924 ⁹⁵²⁴	3924	.028	
------------------------	--------	---------	--------------------------------	------	------	--

Golf, GTI

4-1.8L F/inj. (20V) DOHC AWP Turbo	XP3923	*APP3923	AP3923	3923	.032	
4-1.9L Diesel ALH Turbo						*1116 ⁹⁴³⁵
4-2.0L F/inj. (8V) SOHC AVH	XP3923	*APP3923	AP3923	3923	.043	
4-2.0L F/inj. (8V) SOHC AZG						
V6-2.8L F/inj. (12V) DOHC AFP	XP3924	*APP3924	AP3924	3924	.043	
V6-2.8L F/inj. (12V) DOHC BDF						

Jetta, Jetta GLI

4-1.8L F/inj. (20V) DOHC AWP Turbo	XP3923	*APP3923	AP3923	3923	.032	
4-1.9L Diesel ALH Turbo						*1116 ⁹⁴³⁵
4-2.0L F/inj. (16V) SOHC	XP3923	*APP3923	AP3923	3923	.043	
V6-2.8L F/inj. DOHC AFP	XP5224	*APP5224	AP5224	5224	.028	
V6-2.8L F/inj. DOHC BDF	XP5224	*APP5224	AP5224	5224	.043	

Passat, Syncro

4-1.8L F/inj. (20V) DOHC AWM Turbo	XP3923	*APP3923	AP3923	3923	.032	
V6-2.8L F/inj. (30V) DOHC ATQ	XP3924	APP3924	AP3924	*3924	.043	
W8-4.0L F/inj. (32V) BDP	XP5224	APP5224	AP5224	*5224	.050	

2001 *Beetle*

4-1.8L F/inj. (20V) DOHC APH Turbo	XP3923	*APP3923	AP3923	3923	.032	
4-1.8L F/inj. (20V) DOHC AVW Turbo						
4-1.9L Diesel ALH Turbo						*1116
4-2.0L F/inj. (8V) SOHC AEG	XP5224	*APP5224	AP5224	5224	.043	
4-2.0L F/inj. (8V) SOHC AVH						
4-2.0L F/inj. (8V) SOHC AZG						

Cabrio

4-2.0L F/inj. SOHC ABA	XP3923	APP3923	AP3923	*3923	.040	
------------------------	--------	---------	--------	--------------	------	--

***NOTE: O.E. Recommended Plug *REMARQUE : bouchon recommandé pour l'équipement d'origine *NOTA: Se recomienda conector del equipo original**

Se Section 9 pour les remarques en français en bas de page. Ver Sección 9 para las páginas de notas de pie de página español.

⁹⁴³⁵ Without glow plug heater ⁹⁵²⁴ Fine wire

Passenger Cars & Light Trucks 2011 - 1996



Autolite XP^{®}**
IRIDIUM
ENHANCED
.6mm FINEWIRE

Autolite[®]
DOUBLE
PLATINUM

Autolite[®]
PLATINUM &
REVOLUTION HT[®]

Autolite[®]
COPPER
CORE

GAP
ENCARTEMENTO
ESPACIO

Autolite[®]
GLOW
PLUGS

2001 VOLKSWAGEN CAR (Cont'd)

Engine/Configuration	Autolite XP ^{®**}	Autolite [®]	Autolite [®]	Autolite [®]	GAP	Autolite [®]
	IRIDIUM ENHANCED .6mm FINEWIRE	DOUBLE PLATINUM	PLATINUM & REVOLUTION HT [®]	COPPER CORE	ENCARTEMENTO ESPACIO	GLOW PLUGS
Golf, GTI						
4-1.8L F/inj. (20V) DOHC AWD Turbo	XP3923	*APP3923	AP3923	3923	.032	
4-1.8L F/inj. (20V) DOHC AWW Turbo						
4-1.9L Diesel ALH Turbo						*1116 ⁹⁴³⁵
4-2.0L F/inj. (8V) SOHC AEG	XP3923	APP3923	AP3923	*3923	.040	
4-2.0L F/inj. (8V) SOHC AVH						
4-2.0L F/inj. (8V) SOHC AZG						
V6-2.8L F/inj. (12V) DOHC AFP	XP3924	*APP3924	AP3924	3924	.040	
Jetta, Jetta GLI						
4-1.8L F/inj. (20V) DOHC AWD Turbo	XP3923	*APP3923	AP3923	3923	.032	
4-1.8L F/inj. (20V) DOHC AWW Turbo						
4-1.9L Diesel ALH Turbo						*1116 ⁹⁴³⁵
4-2.0L F/inj. (8V) SOHC AEG	XP3923	APP3923	AP3923	*3923	.040	
4-2.0L F/inj. (8V) SOHC AVH	XP3923	*APP3923	AP3923	3923	.040	
4-2.0L F/inj. (8V) SOHC AZG						
V6-2.8L F/inj. (12V) DOHC AFP	XP5224	*APP5224	AP5224	5224	.028	
Passat, Syncro						
4-1.8L F/inj. (20V) DOHC ATW Turbo	XP3923	*APP3923	AP3923	3923	.032	
4-1.8L F/inj. (20V) DOHC AUG Turbo						
4-1.8L F/inj. (20V) DOHC AWM Turbo						
V6-2.8L F/inj. (30V) DOHC ATQ	XP3924	APP3924	AP3924	*3924	.040	
2000 Beetle						
4-1.8L F/inj. DOHC APH Turbo	XP3923	*APP3923	AP3923	3923	.032	
4-1.9L Diesel ALH Turbo						*1116
4-2.0L F/inj. (8V) SOHC AEG	XP3923	APP3923	AP3923	*3923	.040	
Cabrio						
4-2.0L F/inj. SOHC ABA	XP3923	APP3923	AP3923	*3923	.040	
Golf, GTI						
4-1.8L F/inj. (20V) DOHC AWD Turbo	XP3923	APP3923	AP3923	*3923	.040	
4-1.8L F/inj. (20V) DOHC AWW Turbo	XP3923	*APP3923	AP3923	3923	.040	
4-1.9L Diesel ALH Turbo						*1116 ⁹⁴³⁵
4-2.0L F/inj. (8V) SOHC AEG	XP3923	APP3923	AP3923	*3923	.040	
V6-2.8L F/inj. (12V) DOHC AFP	XP3924	*APP3924	AP3924	3924	.040	
Jetta, Jetta GLI						
4-1.8L F/inj. (20V) DOHC AWD Turbo	XP3923	APP3923	AP3923	*3923	.040	
4-1.8L F/inj. (20V) DOHC AWW Turbo						
4-1.9L Diesel ALH Turbo						*1116 ⁹⁴³⁵
4-2.0L F/inj. AEG	XP3923	APP3923	AP3923	*3923	.040	
V6-2.8L F/inj. (24V) DOHC	XP5224	*APP5224	AP5224	5224	.028	
Passat, Syncro						
4-1.8L F/inj. (20V) DOHC ATW Turbo	XP3923	APP3923	AP3923	*3923	.032	
4-1.8L F/inj. (20V) DOHC AUG Turbo						
V6-2.8L F/inj. (30V) DOHC ATQ	XP3924	APP3924	AP3924	*3924	.040	
1999 Beetle						
4-1.8L F/inj. DOHC APH Turbo	XP3923	*APP3923	AP3923	3923	.032	
4-1.9L Diesel ALH Turbo						*1116
4-2.0L F/inj. (8V) SOHC AEG	XP3923	APP3923	AP3923	*3923	.040	
Cabrio						
4-2.0L F/inj. SOHC ABA	XP3924	APP3924	AP3924	*3924	.040	
Golf, GTI						
4-1.9L Diesel Turbo						*1116 ⁹⁴³⁵
4-2.0L F/inj. (8V) SOHC AEG	XP3924	APP3924	AP3924	*3924	.040	
4-2.0L F/inj. SOHC ABA						
V6-2.8L F/inj.	XP5224	APP5224	AP5224	*5224	.028	

*NOTE: O.E. Recommended Plug *REMARQUE : bouchon recommandé pour l'équipement d'origine *NOTA: Se recomienda conector del equipo original

Se Section 9 pour les remarques en français en bas de page. Ver Sección 9 para las páginas de notas de pie de página español.

⁹⁴³⁵ Without glow plug heater

Passenger Cars & Light Trucks 2011 - 1996



Autolite XP^{®}**
IRIDIUM
ENHANCED
.6mm FINEWIRE

Autolite[®]
DOUBLE
PLATINUM

Autolite[®]
PLATINUM &
REVOLUTION HT[®]

Autolite[®]
COPPER
CORE

GAP
ÉNCARTEMENT
ESPACIO

Autolite[®]
GLOW
PLUGS

1999 VOLKSWAGEN CAR (Cont'd)

Jetta, Jetta GLI

4-1.9L Diesel AHU Turbo						*1116 ⁹⁴³⁵
4-1.9L Diesel ALH Turbo						
4-2.0L F/inj. ABA	XP3924	APP3924	AP3924	*3924	.028	
4-2.0L F/inj. AEG						
V6-2.8L F/inj. (24V) DOHC	XP5224	*APP5224	AP5224	5224	.028	

Passat, Syncro

4-1.8L F/inj. (20V) DOHC AEB Turbo	XP3923	APP3923	AP3923	*3923	.032	
V6-2.8L F/inj. (30V) DOHC AHA	XP3924	*APP3924	AP3924	3924	.028	

1998 Beetle

4-1.9L Diesel ALH Turbo						*1116
4-2.0L F/inj. (8V) SOHC AEG	XP3923	APP3923	AP3923	*3923	.040	

Cabrio

4-2.0L F/inj. SOHC ABA	XP3924	APP3924	AP3924	*3924	.028	
------------------------	--------	---------	--------	-------	------	--

Golf, GTI

4-1.8L F/inj. ACC CAN	XP3923	APP3923	AP3923	*3923	.028	
4-1.9L Diesel AAZ Turbo CAN						*1116 ⁹⁴³⁵
4-1.9L Diesel AHU Turbo CAN						
4-2.0L F/inj. SOHC ABA	XP3924	APP3924	AP3924	*3924	.028	
V6-2.8L F/inj.	XP5224	APP5224	AP5224	*5224	.028	

Jetta, Jetta GLI

4-1.9L Diesel Turbo CAN						*1116
4-2.0L F/inj. ABA	XP3924	APP3924	AP3924	*3924	.028	
4-2.0L F/inj. ABA CAN						
V6-2.8L F/inj. (24V) DOHC	XP5224	*APP5224	AP5224	5224	.028	

Passat, Syncro

4-1.8L F/inj. (20V) DOHC AEB Turbo	XP3923	APP3923	AP3923	*3923	.032	
4-1.9L Diesel CAN						*1116
V6-2.8L F/inj. (30V) DOHC AHA	XP3924	APP3924	AP3924	*3924	.028	

1997 Cabrio

4-2.0L F/inj. SOHC ABA	XP3924	APP3924	AP3924	*3924	.028	
------------------------	--------	---------	--------	-------	------	--

Golf, GTI

4-1.8L F/inj. ACC CAN	XP3923	APP3923	AP3923	*3923	.028	
4-1.9L Diesel AAZ Turbo CAN						*1116 ⁹⁴³⁵
4-1.9L Diesel AHU Turbo CAN						
4-2.0L F/inj. SOHC ABA	XP3924	APP3924	AP3924	*3924	.028	
V6-2.8L F/inj.	XP5224	APP5224	AP5224	*5224	.028	

Jetta, Jetta GLI

4-1.9L Diesel Turbo						*1104
4-1.9L Diesel Turbo CAN						
4-2.0L F/inj. ABA	XP3924	APP3924	AP3924	*3924	.028	
V6-2.8L F/inj. (24V) DOHC	XP5224	APP5224	AP5224	*5224	.028	

Passat, Syncro

4-1.9L Diesel AAZ Turbo CAN						*1116
4-1.9L Diesel AHU Turbo						
4-2.0L F/inj. (16V) DOHC ABA	XP3924	APP3924	AP3924	*3924	.028	
V6-2.8L F/inj. (30V) DOHC AAA	XP5224	APP5224	AP5224	*5224	.028	

1996 Cabrio

4-2.0L F/inj. SOHC ABA	XP3924	APP3924	AP3924	*3924	.028	
------------------------	--------	---------	--------	-------	------	--

Golf, GTI

4-1.8L F/inj. ACC CAN	XP3923	APP3923	AP3923	*3923	.028	
4-1.9L Diesel AAZ CAN						*1104
4-1.9L Diesel AAZ Turbo CAN						

*NOTE: O.E. Recommended Plug *REMARQUE : bouchon recommandé pour l'équipement d'origine *NOTA: Se recomienda conector del equipo original

Se Section 9 pour les remarques en français en bas de page. Ver Sección 9 para las páginas de notas de pie de página español.

⁹⁴³⁵ Without glow plug heater

Passenger Cars & Light Trucks 2011 - 1996



Autolite XP^{®}**
IRIDIUM
ENHANCED
.6mm FINEWIRE

Autolite[®]
DOUBLE
PLATINUM

Autolite[®]
PLATINUM &
REVOLUTION HT[®]

Autolite[®]
COPPER
CORE

GAP
ÉNCARTEMENT
ESPACIO

Autolite[®]
GLOW
PLUGS

1996 VOLKSWAGEN CAR *Golf, GTI (Cont'd)*

4-2.0L F/inj. SOHC ABA	XP3924	APP3924	AP3924	*3924	.028	
V6-2.8L F/inj.	XP5224	APP5224	AP5224	*5224	.028	
Jetta, Jetta GLI						
4-1.8L F/inj. CAN	XP3923	APP3923	AP3923	*3923	.028	
4-1.9L Diesel Turbo CAN						*1104
4-2.0L F/inj. ABA	XP3924	APP3924	AP3924	*3924	.028	
4-2.0L F/inj. ABA (L) CAN						
V6-2.8L F/inj. (24V) DOHC	XP5224	APP5224	AP5224	*5224	.028	
Passat, Syncro						
4-1.9L Diesel 1Z Turbo						*1104
4-1.9L Diesel AAZ Turbo CAN						
4-2.0L F/inj. (16V) DOHC ABA	XP3924	APP3924	AP3924	*3924	.028	
V6-2.8L F/inj. (30V) DOHC AAA	XP5224	APP5224	AP5224	*5224	.028	

2011 VOLKSWAGEN TRUCK (includes light trucks, vans, SUV's)

Routan						
V6-3.6L F/inj.	XP5405		*AP5405		.043	
Tiguan						
4-2.0L D.I. (16V) DOHC CCTA Turbo	*XP3923	APP3923	AP3923	3923	.032	
Touareg Hybrid						
V6-3.0L D.I. (24V) DOHC CGFA SC	*XP3924	APP3924	AP3924	3924	.028	
2010 Routan						
V6-3.8L F/inj. CGUA (1)	XP5426	*APP5426	AP5426		.050	
V6-4.0L F/inj. CGVA (X)	XP5405		*AP5405		.050	
Tiguan						
4-2.0L D.I. (16V) DOHC CCTA Turbo	*XP3923	APP3923	AP3923	3923	.032	
Touareg						
V8-4.2L F/inj. (32V) DOHC BAR (B)	*XP3923	APP3923	AP3923	3923	.032	
2009 Routan						
V6-3.8L F/inj. CGUA (1)	XP5426	*APP5426	AP5426		.050	
V6-4.0L F/inj. (24V) SOHC (X)	XP5405		*AP5405		.050	
Tiguan						
4-2.0L D.I. (16V) DOHC CCTA Turbo	XP3923	*APP3923	AP3923	3923	.032	
Touareg						
V8-4.2L F/inj. (32V) DOHC BAR (B)	*XP3923	APP3923	AP3923	3923	.032	
2008 Touareg						
V8-4.2L F/inj. (32V) DOHC BAR (B)	*XP3924	APP3924	AP3924	3924	.032	
2007 Touareg						
V8-4.2L F/inj. (32V) DOHC BAR (B)	*XP3924	APP3924	AP3924	3924	.032	
V8-4.2L F/inj. (40V) DOHC AXQ						
2006 Touareg						
V8-4.2L F/inj. (40V) DOHC AXQ	*XP3924	APP3924	AP3924	3924	.032	
2005 Eurovan						
V6-2.8L F/inj. (24V) DOHC	XP3924	*APP3924	AP3924	3924	.043	
Touareg						
V8-4.2L F/inj. (40V) DOHC AXQ	*XP3924	APP3924	AP3924	3924	.032	
2004 Eurovan						
V6-2.8L F/inj. (24V) DOHC	XP3924	*APP3924	AP3924	3924	.043	
Touareg						
V8-4.2L F/inj. (40V) DOHC AXQ	*XP3924	APP3924	AP3924	3924	.032	

*NOTE: O.E. Recommended Plug *REMARQUE : bouchon recommandé pour l'équipement d'origine *NOTA: Se recomienda conector del equipo original

Se Section 9 pour les remarques en français en bas de page. Ver Seccion 9 para las páginas de notas de pie de página español.

Passenger Cars & Light Trucks 2011 - 1996



Autolite XP^{®}**
IRIDIUM
ENHANCED
.6mm FINEWIRE

Autolite[®]
DOUBLE
PLATINUM

Autolite[®]
PLATINUM &
REVOLUTION HT[®]

Autolite[®]
COPPER
CORE

GAP
ÉNCARTEMENT
ESPACIO

Autolite[®]
GLOW
PLUGS

VOLKSWAGEN TRUCK (includes light trucks, vans, SUV's) (Cont'd)

2003 Eurovan

V6-2.8L F/inj. (24V) DOHC AXK	XP3924	*APP3924	AP3924	3924	.043	
-------------------------------	--------	-----------------	--------	------	------	--

2002 Eurovan

V6-2.8L F/inj. (24V) DOHC AXK	XP3924	*APP3924	AP3924	3924	.043	
-------------------------------	--------	-----------------	--------	------	------	--

2001 Eurovan

V6-2.8L F/inj. (12V) DOHC AES	XP3924	*APP3924	AP3924	3924	.043	
V6-2.8L F/inj. (24V) DOHC AXK						

Rialta RV

V6-2.8L F/inj. (12V) DOHC AAA	XP3924	*APP3924	AP3924	3924	.040	
-------------------------------	--------	-----------------	--------	------	------	--

2000 Eurovan

V6-2.8L F/inj. (12V) DOHC AES	XP3924	*APP3924	AP3924	3924	.028	
-------------------------------	--------	-----------------	--------	------	------	--

1999 Eurovan

V6-2.8L F/inj. (12V) DOHC AES	XP3924	*APP3924	AP3924	3924	.028	
-------------------------------	--------	-----------------	--------	------	------	--

1998 Eurovan

V6-2.8L F/inj. (12V) DOHC AES	XP3924	*APP3924	AP3924	3924	.028	
-------------------------------	--------	-----------------	--------	------	------	--

1997 Eurovan

V6-2.8L F/inj. (12V) DOHC AES	XP3924	*APP3924	AP3924	3924	.028	
-------------------------------	--------	-----------------	--------	------	------	--

1996 Eurovan

5-2.5L F/inj. ACU (C) CAN	XP64	APP64	AP64	*64	.028	
---------------------------	------	-------	------	------------	------	--

2011 VOLVO CAR

C30

5-2.5L F/inj. (20V) DOHC B5254T7 Turbo	*XP5325	APP5325			.028	
--	----------------	---------	--	--	------	--

C70

5-2.5L F/inj. (20V) DOHC B5254T7 Turbo	XP5263	*APP5263 ⁹⁵²⁴	AP5263		.028	
--	--------	---------------------------------	--------	--	------	--

S40

5-2.5L F/inj. (20V) DOHC	*XP5325	APP5325			.028	
5-2.5L F/inj. (20V) DOHC B5254T7 Turbo						

S60

6-3.0L F/inj. (24V) DOHC B6304T4 Turbo	*XP5325	APP5325			.040	
--	----------------	---------	--	--	------	--

S80

6-3.0L F/inj. (24V) DOHC B6304T4 Turbo	*XP5325	APP5325			.040	
6-3.2L F/inj. (24V) DOHC B6324S4						
6-3.2L F/inj. (24V) DOHC B6324S5						
V8-4.4L F/inj. (32V) DOHC B8444S	*XP3924	APP3924	AP3924	3924	.028	

V50, V50 T5

5-2.5L F/inj. (20V) DOHC B5254T7 Turbo	*XP5325	APP5325			.028	
--	----------------	---------	--	--	------	--

2010 C30

5-2.4L F/inj. (20V) DOHC B5244S4 CAN	XP5263	*APP5263 ⁹⁵²⁴	AP5263		.028	
5-2.5L F/inj. (20V) DOHC B5254T7 Turbo	*XP5325	APP5325			.028	

C70

5-2.5L F/inj. (20V) DOHC B5254T7 Turbo	XP5263	*APP5263 ⁹⁵²⁴	AP5263		.028	
--	--------	---------------------------------	--------	--	------	--

S40

5-2.4L F/inj. (20V) DOHC B5244S4	XP5263	*APP5263 ⁹⁵²⁴	AP5263		.028	
5-2.4L F/inj. (20V) DOHC B5244S7						
5-2.5L F/inj. (20V) DOHC B5254T7 Turbo	*XP5325	APP5325			.028	

S80

6-3.0L F/inj. (24V) DOHC B6304T2 Turbo	*XP5325	APP5325			.028	
6-3.2L F/inj. (24V) DOHC B6324S						
6-3.2L F/inj. (24V) DOHC B6324S2						
V8-4.4L F/inj. (32V) DOHC B8444S	*XP3924	APP3924	AP3924	3924	.028	

***NOTE: O.E. Recommended Plug *REMARQUE : bouchon recommandé pour l'équipement d'origine *NOTA: Se recomienda conector del equipo original**

Se Section 9 pour les remarques en français en bas de page. Ver Sección 9 para las páginas de notas de pie de página español.

⁹⁵²⁴ Fine wire

VOLVO CAR

Passenger Cars & Light Trucks 2011 - 1996



Autolite XP^{®}**
IRIDIUM
ENHANCED
.6mm FINEWIRE

Autolite[®]
DOUBLE
PLATINUM

Autolite[®]
PLATINUM &
REVOLUTION HT[®]

Autolite[®]
COPPER
CORE

GAP
ÉNCARTEMENT
ESPACIO

Autolite[®]
GLOW
PLUGS

2010 VOLVO CAR (Cont'd)

V50, V50 T5

5-2.4L F/inj. (20V) DOHC B5244S4	XP5263	*APP5263 ⁹⁵²⁴	AP5263		.028	
5-2.4L F/inj. (20V) DOHC B5244S7						
5-2.5L F/inj. (20V) DOHC B5254T7 Turbo	*XP5325	APP5325			.028	

V70

6-3.2L F/inj. (24V) DOHC B6324S	*XP5325	APP5325			.028	
6-3.2L F/inj. (24V) DOHC B6324S2						

2009 C30

5-2.4L F/inj. (20V) DOHC B5244S4 CAN	XP5263	*APP5263 ⁹⁵²⁴	AP5263		.028	
5-2.5L F/inj. (20V) DOHC B5254T7 Turbo	*XP5325	APP5325			.028	

C70

5-2.5L F/inj. (20V) DOHC B5254T7 Turbo	XP5263	*APP5263 ⁹⁵²⁴	AP5263		.028	
--	--------	--------------------------	--------	--	------	--

S40

5-2.4L F/inj. (20V) DOHC B5244S4	XP5263	*APP5263 ⁹⁵²⁴	AP5263		.028	
5-2.4L F/inj. (20V) DOHC B5244S7						
5-2.5L F/inj. (20V) DOHC B5254T7 Turbo	*XP5325	APP5325			.028	

S60

5-2.4L F/inj. (20V) DOHC B5244T5 HP Turbo	*XP3923	APP3923	AP3923	3923	.028	
5-2.5L F/inj. (20V) DOHC B5254T2 LP Turbo						

S80

6-3.0L F/inj. (24V) DOHC B6304T2 Turbo	*XP5325	APP5325			.028	
6-3.2L F/inj. (24V) DOHC B6324S						
V8-4.4L F/inj. (32V) DOHC B8444S	*XP3924	APP3924	AP3924	3924	.028	

V50, V50 T5

5-2.4L F/inj. (20V) DOHC B5244S4	XP5263	*APP5263 ⁹⁵²⁴	AP5263		.028	
5-2.4L F/inj. (20V) DOHC B5244S7						
5-2.5L F/inj. (20V) DOHC B5254T7 Turbo	*XP5325	APP5325			.028	

V70

6-3.2L F/inj. (24V) DOHC B6324S	*XP5325	APP5325			.028	
---------------------------------	---------	---------	--	--	------	--

2008 C30

5-2.4L F/inj. (20V) DOHC B5244S4 CAN	XP5263	*APP5263 ⁹⁵²⁴	AP5263		.028	
5-2.5L F/inj. (20V) DOHC B5254T7 Turbo	*XP5325	APP5325			.028	

C70

5-2.5L F/inj. (20V) DOHC B5254T3 LP Turbo	XP5263	*APP5263 ⁹⁵²⁴	AP5263		.028	
5-2.5L F/inj. (20V) DOHC B5254T7 Turbo						

S40

5-2.4L F/inj. (20V) DOHC B5244S4	XP5263	*APP5263 ⁹⁵²⁴	AP5263		.028	
5-2.4L F/inj. (20V) DOHC B5244S7						
5-2.5L F/inj. (20V) DOHC B5254T3 HP Turbo						
5-2.5L F/inj. (20V) DOHC B5254T7 Turbo	*XP5325	APP5325			.028	

S60

5-2.4L F/inj. (20V) DOHC B5244T5 HP Turbo	*XP3923	APP3923	AP3923	3923	.028	
5-2.5L F/inj. (20V) DOHC B5254T2 LP Turbo						

S80

6-3.0L F/inj. (24V) DOHC B6304T2 Turbo	*XP5325	APP5325			.028	
6-3.2L F/inj. (24V) DOHC B6324S						
V8-4.4L F/inj. (32V) DOHC B8444S	*XP3924	APP3924	AP3924	3924	.028	

V50, V50 T5

5-2.4L F/inj. (20V) DOHC B5244S4	XP5263	*APP5263 ⁹⁵²⁴	AP5263		.028	
5-2.4L F/inj. (20V) DOHC B5244S7						
5-2.5L F/inj. (20V) DOHC B5254T3 HP Turbo	*XP5325	APP5325			.028	
5-2.5L F/inj. (20V) DOHC B5254T7 HP Turbo						

V70

6-3.2L F/inj. (24V) DOHC B6324S	*XP5325	APP5325			.028	
---------------------------------	---------	---------	--	--	------	--

*NOTE: O.E. Recommended Plug *REMARQUE : bouchon recommandé pour l'équipement d'origine *NOTA: Se recomienda conector del equipo original

Se Section 9 pour les remarques en français en bas de page. Ver Seccion 9 para las páginas de notas de pie de página español.

⁹⁵²⁴ Fine wire

Passenger Cars & Light Trucks 2011 - 1996



Autolite XP^{®}**
IRIDIUM
ENHANCED
.6mm FINEWIRE

Autolite[®]
DOUBLE
PLATINUM

Autolite[®]
PLATINUM &
REVOLUTION HT[®]

Autolite[®]
COPPER
CORE

GAP
ÉNCARTEMENT
ESPACIO

Autolite[®]
GLOW
PLUGS

VOLVO CAR (Cont'd)

2007 C70

5-2.5L F/inj. (20V) DOHC B5254T3 LP Turbo	XP3923	*APP3923	AP3923	3923	.028	
---	--------	-----------------	--------	------	------	--

S40

5-2.4L F/inj. (20V) DOHC B5244S4	*XP5325	APP5325			.028	
5-2.4L F/inj. (20V) DOHC B5244S7						
5-2.5L F/inj. (20V) DOHC B5254T3 HP Turbo						

S60

5-2.4L F/inj. (20V) DOHC B5244T5 HP Turbo	XP3923	*APP3923	AP3923	3923	.028	
5-2.5L F/inj. (20V) DOHC B5254T2 LP Turbo	*XP3923	APP3923	AP3923	3923	.028	
5-2.5L F/inj. (20V) DOHC B5254T4 HP Turbo						

S60R, S60 T5

5-2.4L F/inj. (20V) DOHC B5244T5 HP Turbo	XP3923	*APP3923	AP3923	3923	.028	
5-2.5L F/inj. (20V) DOHC B5254T4 HP Turbo	*XP5325	APP5325			.028	

S80

6-3.2L F/inj. (24V) DOHC B6324S	XP5325	*APP5325 ⁹⁵²⁴			.028	
V8-4.4L F/inj. (32V) DOHC B8444S	*XP3924	APP3924	AP3924	3924	.028	

V50, V50 T5

5-2.4L F/inj. (20V) DOHC B5244S4	XP3923	*APP3923	AP3923	3923	.028	
5-2.4L F/inj. (20V) DOHC B5244S7						
5-2.5L F/inj. (20V) DOHC B5254T3 HP Turbo	*XP5325	APP5325			.028	

V70

5-2.4L F/inj. (20V) DOHC B5244S	XP3923	*APP3923	AP3923	3923	.028	
5-2.5L F/inj. (20V) DOHC B5254T2 LP Turbo	*XP3923	APP3923	AP3923	3923	.028	
5-2.5L F/inj. (20V) DOHC B5254T4 Turbo HO						

V70R

5-2.5L F/inj. (20V) DOHC B5254T4 Turbo HO	XP5263	*APP5263 ⁹⁵²⁴	AP5263		.028	
---	--------	---------------------------------	--------	--	------	--

2006 C70

5-2.5L F/inj. (20V) DOHC B5254T3 LP Turbo	XP3923	*APP3923	AP3923	3923	.028	
---	--------	-----------------	--------	------	------	--

S40

5-2.4L F/inj. (20V) DOHC B5244S4	*XP5325	APP5325			.028	
5-2.4L F/inj. (20V) DOHC B5244S7						
5-2.5L F/inj. (20V) DOHC B5254T3 HP Turbo						

S60

5-2.4L F/inj. (20V) DOHC B5244T5 HP Turbo	XP3923	*APP3923	AP3923	3923	.028	
5-2.5L F/inj. (20V) DOHC B5254T2 LP Turbo	*XP3923	APP3923	AP3923	3923	.028	
5-2.5L F/inj. (20V) DOHC B5254T4 HP Turbo						

S60R

5-2.5L F/inj. (20V) DOHC B5254T4 HP Turbo	*XP5325	APP5325			.028	
---	----------------	---------	--	--	------	--

S80

5-2.5L F/inj. (20V) DOHC B5254T2 LP Turbo	*XP3923	APP3923	AP3923	3923	.028	
---	----------------	---------	--------	------	------	--

V50, V50 T5

5-2.4L F/inj. (20V) DOHC B5244S4	XP3923	*APP3923	AP3923	3923	.028	
5-2.4L F/inj. (20V) DOHC B5244S7						
5-2.5L F/inj. (20V) DOHC B5254T3 HP Turbo	XP5263	*APP5263 ⁹⁵²⁴	AP5263		.028	

V70

5-2.4L F/inj. (20V) DOHC B5244S	XP3923	*APP3923	AP3923	3923	.028	
5-2.4L F/inj. (20V) DOHC B5244S6						
5-2.5L F/inj. (20V) DOHC B5254T2 LP Turbo	*XP3923	APP3923	AP3923	3923	.028	
5-2.5L F/inj. (20V) DOHC B5254T4 Turbo HO						

V70R

5-2.5L F/inj. (20V) DOHC B5254T4 Turbo HO	XP5263	*APP5263 ⁹⁵²⁴	AP5263		.028	
---	--------	---------------------------------	--------	--	------	--

2005 C70

5-2.3L F/inj. (20V) DOHC B5234T3 HP Turbo	XP3923	*APP3923	AP3923	3923	.028	
5-2.4L F/inj. (20V) DOHC B5244T3 LP Turbo						

***NOTE: O.E. Recommended Plug *REMARQUE : bouchon recommandé pour l'équipement d'origine *NOTA: Se recomienda conector del equipo original**

Se Section 9 pour les remarques en français en bas de page. Ver Sección 9 para las páginas de notas de pie de página español.

⁹⁵²⁴ Fine wire

VOLVO CAR

Passenger Cars & Light Trucks 2011 - 1996



Autolite XP^{®}**
IRIDIUM
ENHANCED
.6mm FINEWIRE

Autolite[®]
DOUBLE
PLATINUM

Autolite[®]
PLATINUM &
REVOLUTION HT[®]

Autolite[®]
COPPER
CORE

GAP
ÉNCARTEMENT
ESPACIO

Autolite[®]
GLOW
PLUGS

2005 VOLVO CAR (Cont'd)

S40

5-2.4L F/inj. (20V) DOHC B5244S4 5-2.4L F/inj. (20V) DOHC B5244S7 5-2.5L F/inj. (20V) DOHC B5254T3 HP Turbo	XP5325	*APP5325 ⁹⁵²⁴			.028	
---	--------	--------------------------	--	--	------	--

S60

5-2.4L F/inj. (20V) DOHC B5244S 5-2.4L F/inj. (20V) DOHC B5244S6 5-2.4L F/inj. (20V) DOHC B5244T5 HP Turbo 5-2.5L F/inj. (20V) DOHC B5254T2 LP Turbo 5-2.5L F/inj. (20V) DOHC B5254T4 HP Turbo	XP3923	*APP3923	AP3923	3923	.028	
--	--------	----------	--------	------	------	--

S60R

5-2.5L F/inj. (20V) DOHC B5254T4 HP Turbo	XP5325	*APP5325 ⁹⁵²⁴			.028	
---	--------	--------------------------	--	--	------	--

S80

5-2.5L F/inj. (20V) DOHC B5254T2 LP Turbo 6-2.9L F/inj. (24V) DOHC B6294T Twin-Turbo	XP3923	*APP3923	AP3923	3923	.028	
---	--------	----------	--------	------	------	--

V50, V50 T5

5-2.4L F/inj. (20V) DOHC B5244S4 5-2.4L F/inj. (20V) DOHC B5244S7 5-2.5L F/inj. (20V) DOHC B5254T3 HP Turbo	XP5325	*APP5325 ⁹⁵²⁴			.028	
---	--------	--------------------------	--	--	------	--

V70

5-2.3L F/inj. (20V) DOHC B5234T3 HP Turbo 5-2.4L F/inj. (20V) DOHC B5244S 5-2.4L F/inj. (20V) DOHC B5244S6 5-2.4L F/inj. (20V) DOHC B5244T5 LP Turbo 5-2.5L F/inj. (20V) DOHC B5254T2 LP Turbo 5-2.5L F/inj. (20V) DOHC B5254T4 Turbo HO	XP3923	*APP3923	AP3923	3923	.028	
---	--------	----------	--------	------	------	--

V70R

5-2.5L F/inj. (20V) DOHC B5254T4 Turbo HO	XP5325	*APP5325 ⁹⁵²⁴			.028	
---	--------	--------------------------	--	--	------	--

2004 C70

5-2.3L F/inj. (20V) DOHC B5234T9 HP Turbo 5-2.4L F/inj. (20V) DOHC B5244T7 LP Turbo	XP3923	*APP3923	AP3923	3923	.028	
--	--------	----------	--------	------	------	--

S40/V40

4-1.9L F/inj. (16V) DOHC B4204T4 Turbo	XP3923	*APP3923	AP3923	3923	.028	
5-2.4L F/inj. (20V) DOHC B5244S4 5-2.5L F/inj. (20V) DOHC B5254T3 HP Turbo	XP5325	*APP5325 ⁹⁵²⁴			.028	

S60

5-2.3L F/inj. (20V) DOHC B5234T3 HP Turbo	XP3923	*APP3923	AP3923	3923	.028	
5-2.4L F/inj. (20V) DOHC B5244S	XP3923	APP3923	AP3923	*3923	.028	
5-2.4L F/inj. (20V) DOHC B5244T3 LP Turbo 5-2.5L F/inj. (20V) DOHC B5254T2 LP Turbo 5-2.5L F/inj. (20V) DOHC B5254T3 LP Turbo 5-2.5L F/inj. (20V) DOHC B5254T4 Turbo HO	XP3923	*APP3923	AP3923	3923	.028	

S60R

5-2.5L F/inj. (20V) DOHC B5254T3 LP Turbo	XP5325	*APP5325 ⁹⁵²⁴			.028	
---	--------	--------------------------	--	--	------	--

S80

5-2.5L F/inj. (20V) DOHC B5254T2 LP Turbo	XP3923	*APP3923	AP3923	3923	.028	
6-2.9L F/inj. (24V) DOHC B6294S2 6-2.9L F/inj. (24V) DOHC B6294T Twin-Turbo	XP3923	APP3923	AP3923	*3923	.028	

V70

5-2.3L F/inj. (20V) DOHC B5234T3 HP Turbo 5-2.4L F/inj. (20V) DOHC B5244S	XP3923	*APP3923	AP3923	3923	.028	
5-2.4L F/inj. (20V) DOHC B5244T3 LP Turbo 5-2.5L F/inj. (20V) DOHC B5254T2 LP Turbo 5-2.5L F/inj. (20V) DOHC B5254T3 LP Turbo 5-2.5L F/inj. (20V) DOHC B5254T4 Turbo HO	XP3923	*APP3923	AP3923	3923	.028	

*NOTE: O.E. Recommended Plug *REMARQUE : bouchon recommandé pour l'équipement d'origine *NOTA: Se recomienda conector del equipo original

See Section 9 pour les remarques en français en bas de page. Ver Sección 9 para las páginas de notas de pie de página español.

⁹⁵²⁴ Fine wire

Passenger Cars & Light Trucks 2011 - 1996



Autolite XP^{®}**
IRIDIUM
ENHANCED
.6mm FINEWIRE

Autolite[®]
DOUBLE
PLATINUM

Autolite[®]
PLATINUM &
REVOLUTION HT[®]

Autolite[®]
COPPER
CORE

GAP
ÉNCARTEMENT
ESPACIO

Autolite[®]
GLOW
PLUGS

2004 VOLVO CAR (Cont'd)

V70R

5-2.5L F/inj. (20V) DOHC B5254T3 LP Turbo

XP5325

***APP5325** ⁹⁵²⁴

.028

2003 C70, S70, Cross Country

5-2.3L F/inj. (20V) DOHC B5234T3 HP Turbo

XP3923

***APP3923**

AP3923

3923

.028

5-2.4L F/inj. (20V) DOHC B5244T3 LP Turbo

S40/V40

4-1.9L F/inj. (16V) DOHC B4204T3 HP Turbo

XP3923

***APP3923**

AP3923

3923

.028

4-1.9L F/inj. (16V) DOHC B4204T4 Turbo

S60

5-2.3L F/inj. (20V) DOHC B5234T3 HP Turbo

XP3923

***APP3923**

AP3923

3923

.028

5-2.4L F/inj. (20V) DOHC B5244S

5-2.4L F/inj. (20V) DOHC B5244S6

5-2.4L F/inj. (20V) DOHC B5244T3 LP Turbo

5-2.5L F/inj. (20V) DOHC B5254T2 LP Turbo

S80

6-2.9L F/inj. (24V) DOHC B6294S

XP3923

***APP3923**

AP3923

3923

.028

6-2.9L F/inj. (24V) DOHC B6294T Twin-Turbo

V70, Cross Country

5-2.3L F/inj. (20V) DOHC B5234T3 HP Turbo

XP3923

***APP3923**

AP3923

3923

.028

5-2.4L F/inj. (20V) DOHC B5244S

5-2.4L F/inj. (20V) DOHC B5244S6

5-2.4L F/inj. (20V) DOHC B5244T3 LP Turbo

5-2.5L F/inj. (20V) DOHC B5254T2 LP Turbo

V70R

5-2.5L F/inj. (20V) DOHC B5254T2 LP Turbo

XP3923

***APP3923**

AP3923

3923

.028

2002 C70, S70, Cross Country

5-2.3L F/inj. (20V) DOHC B5234T3 HP Turbo

XP3923

***APP3923**

AP3923

3923

.028

5-2.4L F/inj. (20V) DOHC B5244T LP Turbo

S40/V40

4-1.9L F/inj. (16V) DOHC B4204T3 HP Turbo

XP3923

***APP3923**

AP3923

3923

.028

S60

5-2.3L F/inj. (20V) DOHC B5234T3 HP Turbo

XP3923

***APP3923**

AP3923

3923

.028

5-2.4L F/inj. (20V) DOHC B5244S

5-2.4L F/inj. (20V) DOHC B5244T3 LP Turbo

S80

6-2.9L F/inj. (24V) DOHC B6294S

XP3923

***APP3923**

AP3923

3923

.028

6-2.9L F/inj. (24V) DOHC B6294T Twin-Turbo

V70, Cross Country

5-2.3L F/inj. (20V) DOHC B5234T3 HP Turbo

XP3923

***APP3923**

AP3923

3923

.028

5-2.4L F/inj. (20V) DOHC B5244S

5-2.4L F/inj. (20V) DOHC B5244T3 LP Turbo

2001 C70, S70, Cross Country

5-2.3L F/inj. (20V) DOHC B5234T3 HP Turbo

XP3923

***APP3923**

AP3923

3923

.028

5-2.4L F/inj. (20V) DOHC B5244T LP Turbo

5-2.4L F/inj. (20V) DOHC B5254S

5-2.4L F/inj. (20V) DOHC B5254T LP Turbo

6-2.9L F/inj. (24V) DOHC B6304S

S40/V40

4-1.9L F/inj. (16V) DOHC B4204T3 HP Turbo

XP3923

***APP3923**

AP3923

3923

.028

S60

5-2.3L F/inj. (20V) DOHC B5234T3 HP Turbo

XP3923

***APP3923**

AP3923

3923

.028

5-2.4L F/inj. (20V) DOHC B5244S

5-2.4L F/inj. (20V) DOHC B5244T3 LP Turbo

S80

6-2.8L F/inj. (24V) DOHC B6284T Twin-Turbo

XP3923

***APP3923**

AP3923

3923

.028

6-2.9L F/inj. (24V) DOHC B6294S

***NOTE: O.E. Recommended Plug *REMARQUE : bouchon recommandé pour l'équipement d'origine *NOTA: Se recomienda conector del equipo original**

Se Section 9 pour les remarques en français en bas de page. Ver Seccion 9 para las páginas de notas de pie de página español.

⁹⁵²⁴ Fine wire

Passenger Cars & Light Trucks 2011 - 1996



Autolite XP^{®}**
IRIDIUM
ENHANCED
.6mm FINEWIRE

Autolite[®]
DOUBLE
PLATINUM

Autolite[®]
PLATINUM &
REVOLUTION HT[®]

Autolite[®]
COPPER
CORE

GAP
ENCARTEMENT
ESPACIO

Autolite[®]
GLOW
PLUGS

2001 VOLVO CAR (Cont'd)

V70, Cross Country

5-2.3L F/inj. (20V) DOHC B5234T Turbo	XP3923	*APP3923	AP3923	3923	.028	
5-2.3L F/inj. (20V) DOHC B5234T3 HP Turbo						
5-2.4L F/inj. (20V) DOHC B5244S						
5-2.4L F/inj. (20V) DOHC B5244T3 LP Turbo						
5-2.4L F/inj. (20V) DOHC B5254T LP Turbo						
6-2.9L F/inj. (24V) DOHC B6304S						

2000 C70, S70

5-2.3L F/inj. (20V) DOHC B5234T3 HP Turbo	XP3923	*APP3923	AP3923	3923	.028	
5-2.4L F/inj. (20V) DOHC B5244S						
5-2.4L F/inj. (20V) DOHC B5244T LP Turbo						

S40/V40

4-1.9L F/inj. (16V) DOHC B4204T Turbo	XP3923	*APP3923	AP3923	3923	.028	
---------------------------------------	--------	-----------------	--------	------	------	--

S80

6-2.8L F/inj. (24V) DOHC B6284T Twin-Turbo	XP3923	*APP3923	AP3923	3923	.028	
6-2.9L F/inj. (24V) DOHC B6294S						

V70 Wagon

5-2.3L F/inj. (20V) DOHC B5234T3 HP Turbo	XP3923	*APP3923	AP3923	3923	.028	
5-2.4L F/inj. (20V) DOHC B5244S						
5-2.4L F/inj. (20V) DOHC B5244T Turbo						

1999 C70, S70

5-2.3L F/inj. (20V) DOHC B5234T3 Turbo	XP3923	*APP3923	AP3923	3923	.030	
5-2.4L F/inj. (20V) DOHC B5244S						
5-2.4L F/inj. (20V) DOHC B5244T Turbo						

S80

6-2.8L F/inj. (24V) DOHC B6284T Twin-Turbo	XP3923	APP3923	AP3923	*3923	.030	
6-2.9L F/inj. (24V) DOHC B6304S						

V70 Wagon

5-2.3L F/inj. (20V) DOHC B5234T3 Turbo	XP3923	*APP3923	AP3923	3923	.030	
5-2.3L F/inj. (20V) DOHC B5234T8 Turbo						
5-2.4L F/inj. (20V) DOHC B5244S						
5-2.4L F/inj. (20V) DOHC B5244T Turbo						

1998 C70, S70

5-2.3L F/inj. (20V) DOHC B5234T3 Turbo	XP3923	*APP3923	AP3923	3923	.030	
5-2.3L F/inj. (20V) DOHC B5234T6 Turbo						
5-2.4L F/inj. (20V) DOHC B5244S	XP3924	APP3924	AP3924	*3924	.028	
5-2.4L F/inj. (20V) DOHC B5244T Turbo	XP3923	*APP3923	AP3923	3923	.030	

S90 Sedan/V90 Wagon

6-2.9L F/inj. (24V) DOHC B6304S2 (96)	XP3923	APP3923	AP3923	*3923	.028	
---------------------------------------	--------	---------	--------	--------------	------	--

V70

5-2.4L F/inj. (20V) DOHC B5254FS Turbo	XP3923	*APP3923	AP3923	3923	.030	
5-2.4L F/inj. (20V) DOHC B5254FT LP Turbo						

1997 850 Series

5-2.4L F/inj. B5254S	XP3924	APP3924	AP3924	*3924	.028	
5-2.4L F/inj. B5254T Turbo	XP3923	APP3923	AP3923	*3923	.044	
5-2.4L F/inj. B5254T Turbo CAN						
5-2.4L F/inj. Turbo	XP3924	APP3924	AP3924	*3924	.028	

960 Series

6-2.9L F/inj. (24V) DOHC B6304S2 (96)	XP3924	APP3924	AP3924	*3924	.028	
---------------------------------------	--------	---------	--------	--------------	------	--

S90 Sedan/V90 Wagon

6-2.9L F/inj. (24V) DOHC B6304S2 (96)	XP3923	APP3923	AP3923	*3923	.028	
---------------------------------------	--------	---------	--------	--------------	------	--

T-5R

5-2.3L F/inj. Turbo	XP3923	APP3923	AP3923	*3923	.028	
---------------------	--------	---------	--------	--------------	------	--

1996 850 Series

5-2.3L F/inj. Turbo CAN	XP3923	APP3923	AP3923	*3923	.028	
-------------------------	--------	---------	--------	--------------	------	--

***NOTE: O.E. Recommended Plug *REMARQUE : bouchon recommandé pour l'équipement d'origine *NOTA: Se recomienda conector del equipo original**

Se Section 9 pour les remarques en français en bas de page. Ver Seccion 9 para las páginas de notas de pie de página español.

Passenger Cars & Light Trucks 2011 - 1996



Autolite XP^{®}**
IRIDIUM
ENHANCED
.6mm FINEWIRE

Autolite[®]
DOUBLE
PLATINUM

Autolite[®]
PLATINUM &
REVOLUTION HT[®]

Autolite[®]
COPPER
CORE

GAP
ÉNCARTEMENT
ESPACIO

Autolite[®]
GLOW
PLUGS

1996 VOLVO CAR 850 Series (Cont'd)

5-2.4L F/inj. B5254S	XP3924	APP3924	AP3924	*3924	.028	
940 Series						
4-2.3L F/inj. (16V) B230FT Turbo (8)	XP64	APP64	AP64	*64	.028	
960 Series						
6-2.9L F/inj. (24V) DOHC B6304S2 (96)	XP3924	APP3924	AP3924	*3924	.028	
T-5R						
5-2.3L F/inj. Turbo	XP3923	APP3923	AP3923	*3923	.028	

2011 VOLVO TRUCK (includes light trucks, vans, SUV's)

XC60						
6-3.0L F/inj. B6304T2 Turbo	*XP5325	APP5325			.040	
6-3.2L F/inj. (24V) DOHC B6324S4						
6-3.2L F/inj. (24V) DOHC B6324S5						
XC70						
6-3.0L F/inj. (24V) DOHC B6304T4 Turbo	*XP5325	APP5325			.040	
6-3.2L F/inj. (24V) DOHC B6324S4						
6-3.2L F/inj. (24V) DOHC B6324S5						
XC90						
6-3.2L F/inj. (24V) DOHC B6324S5	*XP5325	APP5325			.040	
V8-4.4L F/inj. (32V) DOHC B8444S	*XP3924	APP3924	AP3924	3924	.028	
2010 XC60						
6-3.0L F/inj. B6304T2 Turbo	*XP5325	APP5325			.028	
6-3.2L F/inj. (24V) DOHC B6324S						
6-3.2L F/inj. (24V) DOHC B6324S2						
XC70						
6-3.0L F/inj. B6304T2 Turbo	*XP5325	APP5325			.028	
6-3.2L F/inj. (24V) DOHC B6324S						
6-3.2L F/inj. (24V) DOHC B6324S2						
XC90						
6-3.2L F/inj. (24V) DOHC B6324S	*XP5325	APP5325			.028	
V8-4.4L F/inj. (32V) DOHC B8444S	*XP3924	APP3924	AP3924	3924	.028	
2009 XC60						
6-3.0L F/inj. (24V) Turbo	*XP5325	APP5325			.028	
XC70						
6-3.0L F/inj. B6304T2 Turbo	*XP5325	APP5325			.028	
6-3.2L F/inj. (24V) DOHC B6324S						
XC90						
6-3.2L F/inj. (24V) DOHC B6324S	XP5325	*APP5325 ⁹⁵²⁴			.028	
V8-4.4L F/inj. (32V) DOHC B8444S	*XP3924	APP3924	AP3924	3924	.028	
2008 XC70						
6-3.2L F/inj. (24V) DOHC B6324S	*XP5325	APP5325			.028	
XC90						
6-3.2L F/inj. (24V) DOHC B6324S	XP5325	*APP5325 ⁹⁵²⁴			.028	
V8-4.4L F/inj. (32V) DOHC B8444S	*XP3924	APP3924	AP3924	3924	.028	
2007 XC70						
5-2.5L F/inj. (20V) DOHC B5254T2 LP Turbo	*XP3923	APP3923	AP3923	3923	.028	
XC90						
6-3.2L F/inj. (24V) DOHC B6324S	XP5325	*APP5325 ⁹⁵²⁴			.028	
V8-4.4L F/inj. (32V) DOHC B8444S	*XP3924	APP3924	AP3924	3924	.028	
2006 XC70						
5-2.5L F/inj. (20V) DOHC B5254T2 LP Turbo	*XP3923	APP3923	AP3923	3923	.028	
XC90						
5-2.5L F/inj. (20V) DOHC B5254T2 LP Turbo	*XP3923	APP3923	AP3923	3923	.028	

***NOTE: O.E. Recommended Plug *REMARQUE : bouchon recommandé pour l'équipement d'origine *NOTA: Se recomienda conector del equipo original**

Se Section 9 pour les remarques en français en bas de page. Ver Sección 9 para las páginas de notas de pie de página español.

⁹⁵²⁴ Fine wire

VOLVO TRUCK

Passenger Cars & Light Trucks 2011 - 1996



Autolite XP^{®}**
IRIDIUM
ENHANCED
.6mm FINEWIRE

Autolite[®]
DOUBLE
PLATINUM

Autolite[®]
PLATINUM &
REVOLUTION HT[®]

Autolite[®]
COPPER
CORE

GAP
ÉNCARTEMENT
ESPACIO

Autolite[®]
GLOW
PLUGS

2006 VOLVO TRUCK (includes light trucks, vans, SUV's) XC90 (Cont'd)

V8-4.4L F/inj. (32V) DOHC B8444S	*XP3924	APP3924	AP3924	3924	.028	
----------------------------------	----------------	---------	--------	------	------	--

2005 XC70

5-2.5L F/inj. (20V) DOHC B5254T2 LP Turbo	XP3923	*APP3923	AP3923	3923	.028	
---	--------	-----------------	--------	------	------	--

XC90

5-2.5L F/inj. (20V) DOHC B5254T2 LP Turbo	XP3923	*APP3923	AP3923	3923	.028	
6-2.9L F/inj. (24V) DOHC B6492T Twin-Turbo	XP3923	*APP3923	AP3923	3923	.038	
V8-4.4L F/inj. (32V) DOHC B8444S	XP3923	*APP3923	AP3923	3923	.028	

2004 XC70

5-2.5L F/inj. (20V) DOHC B5254T2 LP Turbo	XP3923	*APP3923	AP3923	3923	.028	
---	--------	-----------------	--------	------	------	--

XC90

5-2.5L F/inj. (20V) DOHC B5254T2 LP Turbo	XP3923	*APP3923	AP3923	3923	.028	
6-2.9L F/inj. (24V) DOHC B6492T Twin-Turbo	XP3923	APP3923	AP3923	*3923	.028	

2003 XC70

5-2.5L F/inj. (20V) DOHC B5254T2 LP Turbo	XP3923	*APP3923	AP3923	3923	.028	
---	--------	-----------------	--------	------	------	--

XC90

5-2.5L F/inj. (20V) DOHC B5254T2 LP Turbo	XP3923	*APP3923	AP3923	3923	.028	
6-2.9L F/inj. (24V) DOHC B6492T Twin-Turbo						

***NOTE: O.E. Recommended Plug *REMARQUE : bouchon recommandé pour l'équipement d'origine *NOTA: Se recomienda conector del equipo original**

Se Section 9 pour les remarques en français en bas de page. Ver Seccion 9 para las páginas de notas de pie de página español.